

**DEVELOPING TEACHERS' GUIDE FOR TEACHING
ENGLISH LITERACY BY USING BLENDED LEARNING
APPROACH FOR BEGINNER LEVEL 3**

THESIS

Presented to

Ganesha University of Education

In Partial Fulfillment of Requirements

For Master Degree in Education

English Language Education Study Program



by

PUTU RAHMAYANTI


NIM 2029081009

**GANESHA UNIVERSITY OF EDUCATION
POST-GRADUATE PROGRAM
ENGLISH LANGUAGE EDUCATION
SINGARAJA
January 2022**

Tesis oleh Putu Rahmayanti ini telah diperiksa dan disetujui untuk
Mengikuti Ujian Tesis

Singaraja, 17 Januari 2022

Pembimbing I,



Prof. Dr. Ni Nyoman Padmadewi, M.A.
NIP 19620202 198803 2 001

Pembimbing II,





Prof. Dra. Luh Putu Artini, M.A., Ph.D.
NIP 19640714 198810 2 001


Tesis oleh Putu Rahmayanti ini telah dipertahankan di depan tim penguji dan dinyatakan diterima sebagai salah satu persyaratan untuk memperoleh gelar Magister Pendidikan di Program Studi Pendidikan Bahasa Inggris, Pascasarjana, Universitas Pendidikan Ganesha.


Disetujui pada tanggal: 20 Januari 2022


oleh
Tim Penguji


....., Ketua
Prof. Dra. Luh Putu Artini, M.A., Ph.D.
NIP 19640714 198810 2 001


....., Dr. Dewa Putu Ramendra, S. Pd., M. Pd.
NIP 19760902 200003 1 001


....., Dr. Ni Komang Arie Suwastini, S. Pd. M. Hum.
NIP 19800404 200312 2 001


....., Prof. Dra. Luh Putu Artini, M.A., Ph.D.
NIP 19640714 198810 2 001


....., Prof. Dr. Ni Nyoman Padmadewi, M.A.
NIP 19620202 198803 2 001

Mengetahui Direktur
Pascasarjana Undiksha,


Prof. Dr. Gusti Putu Suharta, M. Si.
NIP 19621215 198803 1 002

STATEMENT LETTER

I hereby honestly state that this Post Graduate Thesis in Education that is written as a partial requirement for the degree of Master in Education is my own work. All the information contained in this thesis which is derived from the work of others has been given an award by citing the sources' authors correctly according to the academic norms, rules and ethics.

If it is discovered in the future that a portion or the whole thesis is not my original work or that there is a case of plagiarism, I willingly accept the consequence of my academic title withdrawal and other sanction as postulated by Indonesian National Law.

Singaraja, 20 January 2022

Statement by



ACKNOWLEDGEMENT

The completion of this post-graduate thesis will not be possible without the support of others. Therefore, I would like to address my gratitude. First of all, to Almighty God, who guide and direct the writer up to this point and made all things possible.

I also would like to give deep appreciation and thanks for those who always give critics, motivation, strengths, supports, and suggestions during accomplishment of this thesis:

1. Prof. Dr. Ni Nyoman Padmadewi, M.A. as the first supervisors who had kindly given advice, ideas, knowledge, motivation, guidance, and countless times in helping me a lot in finishing this research paper.
2. Prof. Dra. Luh Putu Artini, M.A., Ph.D. as the second supervisor for all beneficial advices, ideas, guidance, and countless time in helping me to finish the research paper.
3. Prof. Dr. Putu Kerti Nitiasih, M.A. as the academic supervisor and all postgraduate English Language Education lecturers who had supported, helped, and given valuable knowledge to me.
4. The headmaster and English teacher in SD N 3 Darmasaba who had given permission, kindness, guidance, and patiently cooperated with me in the process of collecting data.
5. My beloved parents, I Nyoman Suasta and Ni Made Rai Pujanawati for all countless support, strength, and love, as well as my little sister, Dwi Karunia Dewanti and brother Tri Nugraha Adi Putra, along all members of my extended family, who ceaselessly support me

I also would like to give special appreciation to a long list of friends, who cannot be possibly mentioned one by one. Their friendship, support, and motivation have been invaluable and helped support through the end of this thesis.

Singaraja, 20 Januari 2022
Putu Rahmayanti

TABLE OF CONTENTS

PREFACE.....	iv
ABSTRACT.....	v
TABLE OF CONTENTS.....	vii
LIST OF TABLES.....	ix
LIST OF FIGURES.....	xi
LIST OF APPENDICES.....	xiii
CHAPTER I INTRODUCTION.....	1
1.1 Research Background.....	1
1.2 Problem Identification.....	6
1.3 Research Limitations.....	7
1.4 Research Questions.....	8
1.5 Research Objectives.....	8
1.6 Research Significances.....	9
1.7 Definition of Key Terms.....	10
CHAPTER II LITERATURE REVIEW.....	13
2.1 Theoretical Review.....	13
2.2 Empirical Review.....	26
CHAPTER III RESEARCH METHOD.....	30
3.1 Research Design.....	30
3.2 Research Setting.....	32
3.3 Research Subject.....	32
3.4 Research Object.....	33
3.5 Data Collection Method.....	33
3.6 Research Instruments.....	39
3.7 Instrument Testing.....	44
3.8 Data Analysis Method.....	47
CHAPTER IV FINDINGS AND DISCUSSION.....	50
4.1 Findings.....	50
4.2 Discussion.....	136
4.3 Implication.....	148


CHAPTER V CONCLUSION.....	149
5.1 Summary.....	149
5.2 Conclusions.....	150
5.3 Suggestions.....	151
REFERENCES.....	152
APPENDICES.....	161



LIST OF TABLES

Table 3.1 Draft Product Prototype.....	34
Table 3.2 Product's Development Processes.....	36
Table 3.3 Blue Print of Questionnaire for Need Analysis.....	39
Table 3.4 Blue Print of Questionnaire for Product Quality Testing.....	40
Table 3.5 Document Analysis Form for Lesson Plan.....	41
Table 3.6 Content Validity Form.....	42
Table 3.7 Gregory Table.....	44
Table 3.8 The Level of Construct Validity.....	45
Table 3.9 The Level of Content Validity.....	46
Table 3.10 Reliability Level.....	46
Table 3.11 Reliability Statistic of Product Quality Instrument.....	47
Table 3.12 Level of Categorization.....	48
Table 4.1 Product's Overview.....	51
Table 4.2 Scopes and Sequences of Lesson Unit.....	55
Table 4.3 Elements in Appendices of the Product.....	63
Table 4.4 The Content Detail in Unit 1.....	67
Table 4.5 The Content Detail in Unit 2.....	79
Table 4.6 The Content Detail in Unit 3.....	92
Table 4.7 The Content Detail in Unit 4.....	91
Table 4.8 The Content Detail in Unit 5.....	100
Table 4.9 The Content Detail in Unit 6.....	107
Table 4.10 The Judges' Responses toward the Product Size.....	113
Table 4.11 The Judges' Responses toward the Product Cover Design.....	113
Table 4.12 The Judges' Responses toward the Product Content Design.....	114
Table 4.13 The Judges' Responses toward the Product Content Quality.....	116
Table 4.14 The Judges' Responses toward the Blended Learning Mode Quality.....	117
Table 4.15 The Judges' Responses toward the Product Language Aspect.....	117
Table 4.16 The Judges' Level of Categorization.....	119
Table 4.17 The User's Responses toward the Product Size.....	119
Table 4.18 The User's Responses toward the Product Cover Design.....	120

Table 4.19 The User's Responses toward the Product Content Design.....	121
Table 4.20 The User's Responses toward the Product Content Quality.....	122
Table 4.21 The User's Responses toward the Product Blended Learning Mode Quality.....	123
Table 4.22 The User's Responses toward the Product Language Aspect.....	124
Table 4.23 The User's Level of Categorization.....	125
Table 4.24 Teaching Steps in the Implementation of the Product by the Teacher	127
Table 4.25 Teachers' Instruction, Explanation, and Videos during Product Implementation.....	129
Table 4.26 Students' Pre and Posttest Scores.....	134
Table 4.27 Paired Samples Statistic.....	135
Table 4.28 Paired Samples Test.....	136



LIST OF FIGURES

Figure 2.1 21 st Century Skills Framework.....	22
Figure 3.1 Research Design Framework.....	31
Figure 4.1 Introduction in the Product.....	52
Figure 4.2 Classroom Display Setting.....	54
Figure 4.3 Learning Goals in the Sub-Unit.....	57
Figure 4.4 General Learning Framework.....	58
Figure 4.5 Learning and Innovation Skill.....	59
Figure 4.6 Online Teaching Procedures.....	60
Figure 4.7 Offline Teaching Procedures.....	61
Figure 4.8 Learning Assessment.....	62
Figure 4.9 Parents' Page and Reading Log.....	66
Figure 4.10 Unit 1 Cover.....	67
Figure 4.11 Additional Note in a Quiz of Unit 1, Sub-unit 1.....	72
Figure 4.12 Additional Note on Singing Activity Unit 1, Sub-unit 1.....	73
Figure 4.13 Additional Note on Worksheet Unit 1, Sub-unit 2.....	74
Figure 4.14 Flashcard in Sub-topic 1, Unit 1.....	75
Figure 4.15 Materials in Sub-topic 2, Unit 1.....	76
Figure 4.16 Worksheets in Unit 1.....	76
Figure 4.17 Homework in Unit 1.....	77
Figure 4.18 Parents' Page and Reading Log in Unit 1.....	78
Figure 4.19 Unit 2 Cover.....	78
Figure 4.20 Materials in Sub-topic 1, Unit 2.....	82
Figure 4.21 Materials in Sub-topic 2, Unit 2.....	83
Figure 4.22 Worksheets in Unit 2.....	83
Figure 4.23 Homework in Unit 2.....	84
Figure 4.24 Unit 3 Cover.....	85
Figure 4.25 Additional Notes for Learning Steps Sub-topic 2, Unit 3.....	88
Figure 4.26 Materials in Unit 3.....	89
Figure 4.27 Worksheets in Unit 3.....	90
Figure 4.28 Direction for Kahoot! Quiz in Unit 3.....	90

Figure 4.29 Homework in Unit 3.....	91
Figure 4.30 Unit 4 Cover.....	93
Figure 4.31 Additional Note in Sub-topic 1, Unit 4.....	96
Figure 4.32 Materials in Sub-topic 1, Unit 4.....	97
Figure 4.33 Materials in Sub-topic 2, Unit 4.....	97
Figure 4.34 Worksheets Sub-topic 1, Unit 4.....	98
Figure 4.35 Worksheets Sub-topic 2, Unit 4.....	99
Figure 4.36 Homework Unit 4.....	99
Figure 4.37 Unit 5 Cover.....	100
Figure 3.38 Materials in Unit 5.....	104
Figure 4.39 Worksheets in Sub-topic 1, Unit 5.....	104
Figure 4.40 Worksheet in Sub-topic 2, Unit 5.....	105
Figure 4.41 Homework Unit 5.....	106
Figure 4.42 Unit 6 Cover.....	106
Figure 4.43 Material in Unit 6.....	110
Figure 4.44 Worksheet Sub-topic 1, Unit 6.....	111
Figure 4.45 Worksheet Sub-topic 2, Unit 6.....	111
Figure 4.46 Homework in Unit 6.....	112
Figure 4.47 Result of Wordwall Quiz.....	130
Figure 4.48 Students' Answer toward the Ordinal Number Task.....	131
Figure 4.49 Student's Illustration about Their Family Members' Date of Birth.....	131
Figure 4.50 Example of Student's Video.....	132
Figure 4.51 Student's Reading Log Activities.....	133

LIST OF APPENDICES

Appendix 1 Approval Letter.....	162
Appendix 2 General Blue Print for Developing Product Instrument.....	163
Appendix 3 Blue Print of Need Analysis Instrument.....	164
Appendix 4 Questionnaire of Need Analysis.....	165
Appendix 5 Document Analysis Form for Need Analysis.....	168
Appendix 6 Interview Guide for Need Analysis.....	169
Appendix 7 Blue Print of Product Quality Questionnaire.....	170
Appendix 8 Expert Judges Sheets.....	171
Appendix 9 Questionnaire Product Quality.....	175
Appendix 10 Results of Questionnaire Product Quality.....	179
Appendix 11 Students' Scores in Pre and Posttest Results.....	191

