

## Appendix 1. Attachment Letter



KEMENTERIAN PENDIDIKAN, KEBUDAYAAN, RISET DAN TEKNOLOGI  
**UNIVERSITAS PENDIDIKAN GANESHA**  
 FAKULTAS BAHASA DAN SENI  
 Jalan A.Yani No. 67 Singaraja Bali Kode Pos 81116  
 Telepon (0362) 21541 Fax. (0362) 27561  
 Laman: fbs.undiksha.ac.id

Nomor : 2442/UN48.7.1/DT/2021

10 September 2021

Perihal : **Permohonan Izin Penelitian**

Yth. Kepala SMP 17 Agustus 1945 Muncardi

Muncar, Banyuwangi

Dalam rangka pengumpulan data untuk menyelesaikan Skripsi/Tugas Akhir, dengan hormat kami mohon agar Bapak/Ibu mengizinkan mahasiswa di bawah ini:

Nama	: Nia Ria Putri
NIM	: 1812021188
Jurusan	: Bahasa Asing
Program Studi	: Pendidikan Bahasa Inggris
Jenjang	: S1
Tahun Akademik	: 2021/2022
Judul	: THE IMPLEMENTATION OF FLIPGRID APPLICATION IN LEARNING ENGLISH FOR JUNIOR HIGH SCHOOL

untuk mencari data yang diperlukan pada institusi yang Bapak/Ibu pimpin. Atas perhatian dan bantuan Bapak/Ibu, kami ucapkan terima kasih.

a.n. Dekan,  
Wakil Dekan I,



**Dr. Dewa Putu Ramendra, S.Pd., M.Pd.**  
NIP. 197609022000031001

Tembusan:

1. Dekan FBS Undiksha Singaraja
2. Kaprodi. Bahasa Asing
3. Sub Bagian Pendidikan FBS

## Appendix 2. Students' Name

### Students' Name of Pre-Test and Post Test

No	Nama	Kelas
1	ALDO ALGIFARI	8A
2	ARI SANDI FIRMANSYAH	8A
3	BIO ARTIKA RAHAYU	8A
4	CAHYA TIRTA HUSADA	8A
5	CHARLES AGUSTIAN	8A
6	CHELYN MELATI PRIHANDINI	8A
7	DIAN NURWAHID	8A
8	DIVA ARISANDI	8A
9	EKA PUJI LESTARI	8A
10	FIOGA ARDIANSYAH	8A
11	GALANG ADI PRATAMA	8A
12	ILHAM HANDIKA	8A
13	JOVAN ADITYA	8A
14	MARCELINO ARDIANSYAH	8A
15	MARSEL SAPUTRA	8A
16	MICHAEL SETIA	8A
17	MOH KEVIN AFANDI	8A
18	MOHAMMAD DIRLY	8A
19	MONICA FUJI	8A
20	MUHAMMAD DWI	8A
21	NAZRIL CASSY	8A
22	NURISMA LIALI	8A
23	PAREL MEISAPUTRA	8A
24	REVAN ABDY	8A
25	REVIN TEGUH	8A
26	RISMA NURYANTI	8A
27	SELY LESTARY	8A
28	SEPTIA PASHA	8A
29	SINTA FEBRIANTI	8A
30	SINTA MEI	8A
31	SITI NURHAZIZAH	8A
32	WAHYU DWI	8A
33	WAHYU WISNU	8A
34	BUNGA AYU CITRA LESTARI	8A

**Students' Name of Try-out**

<b>No</b>	<b>Nama</b>	<b>Kelas</b>
1	ADITYA DWI FERLIANSYAH	8B
2	AFRILIYA ANDIYANTI	8B
3	ALIN ALIYAH HASANAH	8B
4	ANDREAN NOVELIO	8B
5	ANTERA CINTA LAURA	8B
6	ARDI PRASETIYA	8B
7	BIMAS GADING RAYA ERLANGGA	8B
8	CINTA LAURA SERTU NURMALA	8B
9	CITRA LESTARI	8B
10	DAVIN CANDRA AGUSTINO	8B
11	EVAN MUHAMAD ZIDAN	8B
12	EXSAL LUXAS PAMUNDI	8B
13	FYTO SURYA PRATAMA	8B
14	GABRIL DWI WARDANA	8B
15	JENNI ENZELLIA PUTRI	8B
16	JURJES NAFI' AL BAASITH OKTIAR R	8B
17	NABIL FEBRIANSYAH	8B
18	NAGITA WIDIYA RAMADHANI	8B
19	NORYN HIDAYAH	8B
20	NOYCINDY ADISTA	8B
21	RAFELINDO SETIAWAN	8B
22	RAFFEL PUTRA HERWANTO	8B
23	REFANZA ANDRA PUTRA PUJANA	8B
24	REGANZA ANDRE PUTRA PUJANA	8B
25	REYFAN SETYOBUDI	8B
26	RIAN HARTANTO	8B
27	RIKA AMELIA	8B
28	RIZKI ANNISA PRATIWI	8B
29	SALMA AL VIYA MURTI	8B
30	SELVINA AULIA RAMADANI	8B
31	TEGUH VIONATA RIZAL	8B
32	YUDI MULYONO	8B
33	ADI FIRMANSYAH	8B

**Appendix 3. Students' Pre-Test Score**

No	8A
1	58
2	40
3	35
4	50
5	32
6	55
7	45
8	45
9	48
10	45
11	32
12	35
13	40
14	41
15	52
16	48
17	40
18	42
19	40
20	32
21	45
22	33
23	45
24	35
25	31
26	32
27	46
28	38
29	42
30	50
31	45
32	52
33	42
34	45

**Appendix 4. Students' Post-test Score**

No	8A
1	85
2	72
3	70
4	78
5	56
6	80
7	75
8	80
9	78
10	65
11	78
12	62
13	62
14	65
15	77
16	70
17	68
18	60
19	55
20	60
21	76
22	62
23	78
24	60
25	68
26	70
27	80
28	70
29	76
30	82
31	70
32	80
33	75
34	70

**Appendix 5. Students' Try-out Score**

<b>No</b>	<b>8B</b>
1	42
2	52
3	57
4	38
5	53
6	42
7	46
8	38
9	32
10	60
11	35
12	33
13	45
14	35
15	32
16	65
17	45
18	32
19	40
20	32
21	42
22	52
23	40
24	45
25	55
26	63
27	44
28	45
29	40
30	44
31	60
32	55
33	65

### Appendix 6. Students Opinions in Using Flipgrid in Learning English

No	Name	Challenges
1	Student 1	<i>"I found challenging to use Flipgrid when recording videos using filters. Therefore, the filters can made my face funnier"</i>
2	Student 2	<i>"I was not confident to speak in video in the Flipgrid"</i>
3	Student 3	<i>"I was challenged when recording a video on Flipgrid. I felt ashamed to record my face. In addition, I am not used to making videos and popping my face"</i>
4	Student 4	<i>"My challenge, the Flipgrid was often slow so difficult to access material and record videos"</i>
5	Student 5	<i>"My challenges, the Flipgrid application was slow to record videos. Also, I often failed to upload videos"</i>
6	Student 6	<i>"I felt more curious about the material used in Flipgrid. In addition, I was challenged to speak using English in the video"</i>
7	Student 7	<i>"My challenges were slow the Flipgrid application, embarrassed to record faces and convey my ideas in videos. Moreover, I was challenged to speak"</i>
8	Student 8	<i>"The challenges that I faced, the application was difficult to use and the signal was not good so the application often stops. In addition, I felt difficult to answer questions in the form of speaking (record video)"</i>
9	Student 9	<i>"I was challenged to record my face. Also, I was challenged to speak up in video"</i>

10	Student 10	<i>“My challenge, the network was hard so I cannot use Flipgrid well. Also, I found difficult to speak English in the video record”</i>
11	Student 11	<i>“The challenge that I faced the Flipgrid application was slow, so it was difficult for me to access the material. In addition, the signal that I have was hard so it was difficult to record video”</i>
12	Student 12	<i>“I was challenged to upload my video in the Flipgrid. Also, I was not confident to speak up in the video”</i>
13	Student 13	<i>“My challenge, the signal was often slow so it took a long time to upload videos in the Flipgrid”</i>
14	Student 14	<i>“I was challenged to convey my opinion in the form of video”</i>
15	Student 15	<i>“I have a challenge to record and upload videos. I did not have the confidence to speak in the video. Also, it took a long time to upload videos on Flipgrid”</i>
16	Student 16	<i>“Challenges to upload videos because of the signal and often fail to record videos because the Flipgrid application is slow”</i>
17	Student 17	<i>“Challenges to upload videos because of the signal and often failed to record videos because the Flipgrid application was slow”</i>
18	Student 18	<i>“My challenge was difficult to speak with English in the video record. Also, the Flipgrid application was slow so it cannot open and record videos”</i>
19	Student 19	<i>“My challenge, the Flipgrid application was slow so I did not record and access the material”</i>
20	Student 20	<i>“My challenge was lack of confidence in video recording in the Flipgrid”</i>




21	Student 21	<i>"I did not have the confidence to record myself talking in the Flipgrid"</i>
22	Student 22	<i>"I was challenged to speak English in a video record in the Flipgrid"</i>
23	Student 23	<i>"I was embarrassed to record myself in a video in the Flipgrid application"</i>
24	Student 24	<i>I was challenged to speak in a video record in the Flipgrid"</i>
25	Student 25	<i>"I felt insecure when I saw my face in a video record on Flipgrid"</i>
26	Student 26	<i>"I did not feel confident making videos in the Flipgrid"</i>
27	Student 27	<i>"My challenge was difficult to access material in the form of videos in the Flipgrid"</i>
28	Student 28	<i>"My challenge, I felt ashamed in recording the video to express my opinion about the material"</i>
29	Student 29	<i>"I was challenged to speak in video recordings in the Flipgrid because I was not good at expressing opinions or answers in a video"</i>
30	Student 30	<i>"My challenge, the application was often slow so I cannot access material and record videos"</i>
31	Student 31	<i>"I was not confident to record myself in video"</i>
32	Student 32	<i>"I was challenged to record video, trying to get up the courage to record myself and speak in video in the Flipgrid"</i>
33	Student 33	<i>"I was ashamed to express my opinion in the video. In addition, the Flipgrid slowed down"</i>
34	Student 34	<i>"I was challenged to be more confident and fight shyness to record videos on"</i>

		<i>Flipgrid. Also, the application was slow so it was difficult to access the material”</i>
--	--	---------------------------------------------------------------------------------------------

## Appendix 7. Pre-test and Post-test



**Attachments**

-  **Invitation Card**  
<https://youtu.be/x5ND9AYHbfg>
-  **Notice**  
[https://youtu.be/b76Ka7\\_1x84](https://youtu.be/b76Ka7_1x84)
-  **Descriptive Text**  
<https://youtu.be/FdIBWLeTy3o>

**Descriptive Text** ✕ ⋮

Please watch Descriptive text in Flipgrid. After that, answers the questions below!  
Jawablah berdasarkan pemahamanmu dalam video dan pada kegiatan belajar sebelumnya.

- In your opinion, what is the purpose of the descriptive text? \*  
Teks jawaban panjang
- What are the generic structures of descriptive text? Please explain based on your understanding! \*  
Teks jawaban panjang
- How many language features of descriptive text? What are they? \*  
Teks jawaban panjang
- Please find out the simple present tense in Maimun Palace text in the video! \*  
Teks jawaban panjang
- Please make a simple descriptive text about places! Min 5 sentences. (The place like Pulau Merah, Djawatan, Pelabuhan Muncar, Your School SMP 17 Muncar, etc. \*  
Teks jawaban panjang

**NOTICE**

Please watch Notice in Flipgrid. After that, answers the questions below!  
Jawablah berdasarkan pemahamanmu dalam video dan pada kegiatan belajar sebelumnya.

1. What is the purpose of the Notice? \*

Teks jawaban panjang

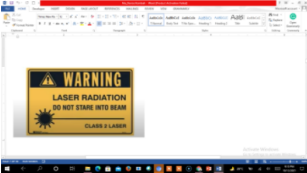
2. What are types of Notice? Please explain! \*

Teks jawaban panjang

3. Please give example, Imperative and Prohibition sentences! Minim 5 sentences. \*

Teks jawaban panjang

4. What is type of Notice? \*



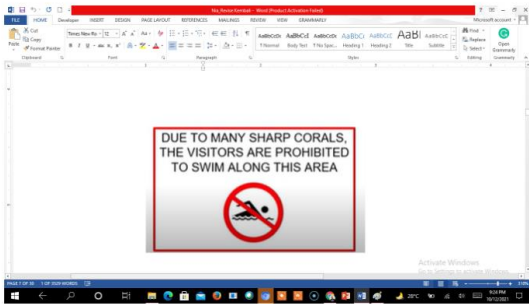
Prohibition

Information

Caution

Command

5. What is type of Notice? \*



Prohibition

Information

## INVITATION CARD

Please watch Invitation Card in Flipgrid. After that, answers the questions below!  
Jawablah berdasarkan pemahamanmu dalam video dan pada kegiatan belajar sebelumnya.

1. What do you think about invitation card? \*

Teks jawaban panjang

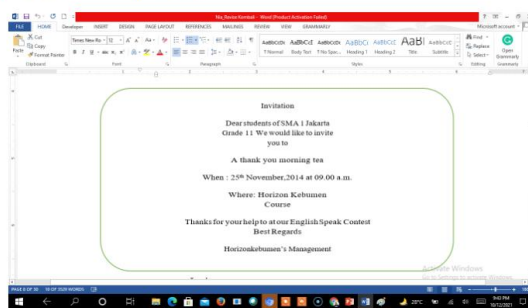
2. What is the purpose of the invitation card? \*

Teks jawaban panjang

3. What are the structures of invitation card? Please explain! \*

Teks jawaban panjang

Please, identify the invitation below! a. Invitee:.... \*



Teks jawaban panjang

b. Subject:.... \*

Teks jawaban panjang

c. Invitation statement: \*

Teks jawaban panjang

d. Closure: \*

Teks jawaban panjang

e. Inviter: \*

Teks jawaban singkat

d. Closure: \*

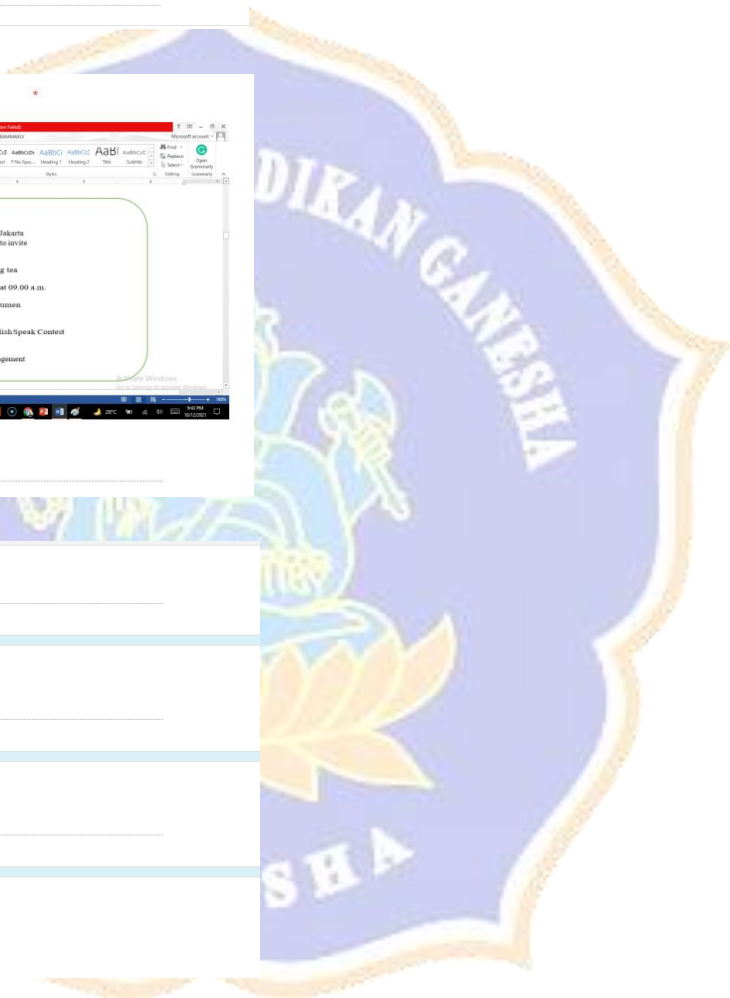
Teks jawaban panjang

e. Inviter: \*

Teks jawaban singkat

5. Please make a Birthday invitation card! \*

Teks jawaban panjang



### Appendix 8. Questionnaire

**Identitas siswa**

**Nama** :

**No. Absen** :

Berikanlah respon kalian dengan memberikan tanda silang (X) pada pilihan-pilihan yang tersedia dalam kolom di tabel berikut.

SS sangat setuju

S = setuju

KS = kurang setuju

TS= tidak setuju

No	Pernyataan	TS	KS	S	SS
1	Saya suka menggunakan Flipgrid karena mudah digunakan untuk belajar bahasa Inggris.				
2	Saya menjadi tertarik menggunakan Flipgrid untuk belajar bahasa Inggris dengan praktis.				
3	Saya sangat antusias dan semangat belajar bahasa Inggris menggunakan Flipgrid.				
4	Saya menjadi lebih aktif ketika belajar bahasa Inggris menggunakan Flipgrid.				
5	Saya merasa percaya diri dalam belajar bahasa Inggris menggunakan Flipgrid.				
6	Saya mengalami kendala untuk <i>record video</i> di Flipgrid.				
7	Saya dengan mudah bisa memahami instruksi-instruksi pembelajaran dan mengerjakan tugas menggunakan Flipgrid.				
8	Saya merasa tertantang untuk belajar dan mengerjakan tugas dengan menggunakan Flipgrid.				
9	Saya suka dengan tampilan Flipgrid untuk belajar bahasa Inggris.				
10	Saya merasa kemampuan bahasa Inggris saya lebih baik dengan menggunakan Flipgrid.				

### Appendix 9. Observation checklist

No	Perilaku yang diobservasi	Yes	No	Explanation
1.	Siswa bersemangat belajar bahasa Inggris menggunakan Flipgrid.			
2.	Siswa dapat memahami instruksi guru dengan mudah dalam pembelajaran bahasa Inggris menggunakan Flipgrid.			
3.	Siswa selalu mengikuti aktivitas pembelajaran bahasa Inggris dengan menggunakan Flipgrid.			
4.	Siswa tertarik untuk belajar bahasa Inggris dengan Flipgrid.			
5.	Fitur filter pada Flipgrid dapat meningkatkan ekspresi bahagia siswa dalam belajar bahasa Inggris.			
6.	Siswa mudah memahami materi pembelajaran bahasa Inggris dengan menggunakan Flipgrid.			
7.	Siswa lebih aktif berpartisipasi dalam belajar bahasa Inggris dengan menggunakan Flipgrid.			
8.	Kemampuan bahasa Inggris siswa menjadi lebih baik dengan menggunakan Flipgrid.			
9.	Siswa lebih percaya diri dalam belajar bahasa Inggris dengan menggunakan Flipgrid.			
10.	Flipgrid membantu siswa untuk lebih berekspresi dan creative dalam pembelajaran bahasa Inggris.			

**Appendix 10. Interview**

No	Question
1	What are your challenges in using Flipgrid?
2	What do you feel challenged in using Flipgrid?



## Appendix 11. Lesson Plan

### Meeting 1

No	Activity	Description	Time
1	Pre-Activity	Teacher Greets the student through WhatsApp Group Teacher shares Flipgrid link Teacher asks students to login in the Flipgrid Teacher asks students to choose Descriptive1 topic in the Flipgrid	5 minutes
2	Main Activity	Teacher asks students to watch video instruction about the activities today Students watch two links video about the material in the Flipgrid Students asks to answer the question about the material in the Flipgrid <ol style="list-style-type: none"> <li>1. <i>What do you know about descriptive text based on the video?</i></li> <li>2. <i>What are the structures of the descriptive text?</i></li> <li>3. <i>What do you think about "Simple Present Tense" in descriptive text?</i></li> </ol> Students answer the question by recording video in the Flipgrid	35 minutes
3	Post Activity	Teacher gives feedback to students' video in the Flipgrid Teacher closes the meeting	2 minutes



## Meeting 2

No	Activity	Description	Time
1	Pre-Activity	Teacher Greets the student in the class Teacher leads to pray Teacher shows the appearance of Flipgrid on the Television class Teacher shows the video in the Flipgrid by Television class Teacher asks students to watch video carefully	5 minutes
2	Main Activity	Teacher gives questions to the students Teacher motivates students to answer the questions Students participates in the class to answer the questions Teacher gives feedback to the students' answers	25 minutes
3	Post Activity	Teacher gives review of the students' answers Teacher asks students to answer the questions in the Flipgrid Teacher close the class with pray and greeting	2 minutes

### Meeting 3

No	Activity	Description	Time
1	Pre-Activity	Teacher greets the student in the class Teacher leads to pray Teacher asks students to login Flipgrid Teacher asks students to watch the video in the Flipgrid	5 minutes
2	Main Activity	Teacher gives questions to the students Teacher motivates students to answer the questions Students participates in the class to answer the questions Teacher gives feedback to the students' answers	25 minutes
3	Post Activity	Teacher gives review of the students' answers Teacher asks students to answer the questions in the Flipgrid Teacher close the class with pray and greeting	2 minutes

### Meeting 4

No	Activity	Description	Time
1	Pre-Activity	Teacher greets the student in the class Teacher leads to pray Teacher asks students to login Flipgrid Teacher divides students in group Teacher asks students to watch the video in the Flipgrid	5 minutes
2	Main Activity	Teacher gives questions to the students Teacher motivates students to answer the questions Students participates in the class to answer the questions Teacher gives feedback to the students' answers	25 minutes
3	Post Activity	Teacher gives review of the students' answers Teacher asks students to answer the questions in the Flipgrid Teacher close the class with pray and greeting	2 minutes

### Meeting 5

No	Activity	Description	Time
1	Pre-Activity	Teacher greets the student in the class Teacher leads to pray Teacher asks students to login Flipgrid Teacher divides students in group Teacher asks students to watch the video in the Flipgrid	5 minutes
2	Main Activity	Teacher gives questions to the students Teacher motivates students to answer the questions Students participates in the class to answer the questions Teacher gives feedback to the students' answers	25 minutes
3	Post Activity	Teacher gives review of the students' answers Teacher asks students to answer the questions in the Flipgrid Teacher close the class with pray and greeting	2 minutes

## Appendix 12. Expert Judgements

### EXPERT JUDGMENT (ENGLISH TEST) I

**Expert:** Prof. Dr. Ni Nyoman Padmadewi, M.A.

Item Number	Decision		Suggestion
	Relevant	Irrelevant	
1	√		
2	√		
3	√		
4	√		
5	√		
6	√		
7	√		
8	√		
9	√		
10	√		
11	√		
12	√		
13	√		
14	√		
15	√		

Singaraja, 28 September 2021

Judge I



Prof. Dr. Ni Nyoman Padmadewi, M.A.  
NIP. 196202021988032001

## EXPERT JUDGMENT (ENGLISH TEST) II

**Expert:** Luh Gd Rahayu Budiarta, S.Pd., M.Pd.

Item Number	Decision		Suggestion
	Relevant	Irrelevant	
1	√		
2	√		
3	√		
4	√		
5	√		
6	√		
7	√		
8	√		
9	√		
10	√		
11	√		
12	√		
13	√		
14	√		
15	√		

Singaraja, 28 September 2021

Judge II



Luh Gd Rahayu Budiarta, S.Pd., M.Pd.

NIP. 199309192018032001

### EXPERT JUDGMENT (QUESTIONNAIRE) I

**Expert:** Prof. Dr. Ni Nyoman Padmadewi, M.A.

Item Number	Decision		Suggestion
	Relevant	Irrelevant	
1	√		
2	√		
3	√		
4	√		
5	√		
6	√		
7	√		
8	√		
9	√		
10	√		

Singaraja, 28 September 2021

Judge I



Prof. Dr. Ni Nyoman Padmadewi, M.A.

NIP. 196202021988032001

## EXPERT JUDGMENT (QUESTIONNAIRE) II

**Expert:** Luh Gd Rahayu Budiarta, S.Pd., M.Pd.

Item Number	Decision		Suggestion
	Relevant	Irrelevant	
1	√		
2	√		
3	√		
4	√		
5	√		
6	√		
7	√		
8	√		
9	√		
10	√		

Singaraja, 28 September 2021

Judge II



Luh Gd Rahayu Budiarta, S.Pd., M.Pd.

NIP. 199309192018032001



### EXPERT JUDGMENT (OBSERVATION CHECKLIST) I

**Expert:** Prof. Dr. Ni Nyoman Padmadewi, M.A.

Item Number	Decision		Suggestion
	Relevant	Irrelevant	
1	√		
2	√		
3	√		
4	√		
5	√		
6	√		
7	√		
8	√		
9	√		
10	√		

Singaraja, 28 September 2021

Judge I



Prof. Dr. Ni Nyoman Padmadewi, M.A.

NIP. 196202021988032001

## EXPERT JUDGMENT (OBSERVATION CHECKLIST) II

**Expert:** Luh Gd Rahayu Budiarta, S.Pd., M.Pd.

Item Number	Decision		Suggestion
	Relevant	Irrelevant	
1	√		
2	√		
3	√		
4	√		
5	√		
6	√		
7	√		
8	√		
9	√		
10	√		

Singaraja, 28 September 2021

Judge II



Luh Gd Rahayu Budiarta, S.Pd., M.Pd.

NIP. 199309192018032001