

## APPENDICES

### Appendix 1. Letter of Approval



**PEMERINTAH KABUPATEN GIANYAR  
DINAS PENDIDIKAN  
SMP NEGERI 2 GIANYAR**



ALAMAT : Jalan Dauh Uma Bitera, Gianyar, TELP. (0361)942118,  
FAX. (0361) 942201, email : [smpn2\\_gianyar@yahoo.co.id](mailto:smpn2_gianyar@yahoo.co.id)

SURAT PERNYATAAN  
NOMOR : 425.13 / 13 / SMP.2

Yang bertanda tangan dibawah ini Kepala SMP Negeri 2 Gianyar, menyatakan bahwa :

N a m a : KADEK YUNITA DEWI.

N I M : 1812021059.

Semester : VII.

Program Studi : Pendidikan Bahasa Inggris


F a k u l t a s : Bahasa dan Seni Universitas Pendidikan Ganesha.

A l a m a t : Jln. Ayani Singaraja - Bali.

yang bersangkutan diatas telah melaksanakan penelitian di SMP Negeri 2 Gianyar pada tanggal 19 Agustus – 9 September 2021. Penelitian tersebut dilaksanakan pada semester ganjil tahun pelajaran 2020/2021, dengan judul : “Classroom Language Used by EFL Teacher During Distance Learning: An Analysis of Choice and Function in SMP Negeri 2 Gianyar”

Demikian surat pernyataan ini dibuat dengan sebenarnya untuk dapat dipergunakan sebagaimana mestinya .

Gianyar, 17 January 2022.





**Appendix 2. Picture of Preliminary Observation**

**Appendix 3. The Result of Medium that Used By EFL Teacher**

<b>GRADE 8</b>				
<b>Indicator</b>	<b>Learning platform</b>			
	Zoom/Google Meet	E-Learning Management System	WhatsApp	Google Classroom
Learning platform used in meeting 1 : 26 Juli 2021	✓			✓
Learning platform used in meeting 2 : 28 Juli 2021				✓
Learning platform used in meeting 3 : 2 Agustus				✓

2021				
Learning platform used in meeting 4 : 16 Agustus 2021				✓
Learning platform used in meeting 5 : 23 Agustus 2021				✓
<b>TOTAL</b>				
<b>GRADE 9</b>				
<b>Learning platform</b>				
<b>Indicator</b>	Zoom/Google Meet	E-Learning Management System	WhatsApp	Google Classroom
Learning platform used in meeting 1 : 28 Juli 2021				✓
Learning platform used in meeting 2 : 3 Agustus 2021				✓
Learning platform used				✓

in meeting 3 : 24 Agustus 2021				
Learning platform used in meeting 4 : 25 Agustus 2021				✓
Learning platform used in meeting 5 : 31 Agustus 2021				✓
Learning platform used in meeting 5 : 8 September 2021				✓
<b>TOTAL</b>				

**Appendix 4. The Result of Language Choices Used by EFL Teacher**

<b>GRADE 9</b>							
<b>Meeting 1</b>							
<b>Indicators</b>	<b>Scale</b>					<b>Number of Phrases or sentences used</b>	<b>Frequency of occurrences (%)</b>
	1	2	3	4	5		
Exclusive of the first language						3	13.64%

Exclusive of Target language						19	86.36%
Use of L1 or TL imlearning platformtely followed by the equivalents in the other language						0	0
<b>TOTAL</b>						22	100%
<b>Meeting 2</b>							
Indicators	Scale					Number of Phrases or sentences used	Frequency of occurrences (%)
	1	2	3	4	5		
Exclusive of the first language						2	13.33%
Exclusive of Target language						13	86.67%
Use of L1 or TL imlearning platformtely followed by the equivalents in the other language						0	0
<b>TOTAL</b>						15	100%
<b>Meeting 3</b>							
Indicators	Scale					Number of Phrases or sentences used	Frequency of occurrences (%)
	1	2	3	4	5		
Exclusive of the first language						7	31.82%
Exclusive of Target language						15	68.18%

Use of L1 or TL imlearning platformtely followed by the equivalentents in the other language						0	0
<b>TOTAL</b>						22	
<b>Meeting 4</b>							
Indicators	Scale					Number of Phrases or sentences used	Frequency of occurrences (%)
	1	2	3	4	5		
Exclusive of the first language						2	13.33%
Exclusive of Target language						13	86.%67
Use of L1 or TL imlearning platformtely followed by the equivalentents in the other language						0	0
<b>TOTAL</b>						15	100%
<b>Meeting 5</b>							
Indicators	Scale					Number of Phrases or sentences used	Frequency of occurrences (%)
	1	2	3	4	5		
Exclusive of the first language						0	0
Exclusive of Target language						10	100%
Use of L1 or TL imlearning platformtely followed by the equivalentents in the other						0	0

language							
<b>TOTAL</b>						10	100%

<b>GRADE 8</b>							
<b>Meeting 1</b>							
<b>Indicators</b>	<b>Scale</b>					<b>Number of Phrases or sentences used</b>	<b>Frequency of occurrences (%)</b>
	1	2	3	4	5		
Exclusive of the first language						146	87,43
Exclusive of Target language						21	12,57
Use of L1 or TL imlearning platformtely followed by the equivalents in the other language						0	0
<b>TOTAL</b>						167	100,00
<b>Meeting 2</b>							
<b>Indicators</b>	<b>Scale</b>					<b>Number of Phrases or sentences used</b>	<b>Frequency of occurrences (%)</b>
	1	2	3	4	5		
Exclusive of the first language						2	11,76
Exclusive of Target language						15	88,24

Use of L1 or TL imlearning platformtely followed by the equivalentents in the other language						0	0
<b>TOTAL</b>						17	100,00
<b>Meeting 3</b>							
Indicators	Scale					Number of Phrases or sentences used	Frequency of occurrences (%)
	1	2	3	4	5		
Exclusive of the first language						0	0
Exclusive of Target language						15	100,00
Use of L1 or TL imlearning platformtely followed by the equivalentents in the other language						0	0
<b>TOTAL</b>						15	100
<b>Meeting 4</b>							
Indicators	Scale					Number of Phrases or sentences used	Frequency of occurrences (%)
	1	2	3	4	5		
Exclusive of the first language						0	0
Exclusive of Target language						30	100,00
Use of L1 or TL imlearning platformtely followed by the equivalentents in the other						0	0



language							
<b>TOTAL</b>						30	
<b>Meeting 5</b>							
Indicators	Scale					Number of Phrases or sentences used	Frequency of occurrences (%)
	1	2	3	4	5		
Exclusive of the first language						0	0
Exclusive of Target language						13	100,00
Use of L1 or TL imlearning platformtely followed by the equivalents in the other language						0	0
<b>TOTAL</b>						13	100



## Appendix 5. Transcript of Interview

Questions :

1. How often do you use English during distance learning? Please give your reason!

Answer : Mostly, during learning process especially through Google Classroom as well as Google Meeting the teacher used English more often than Indonesian because the teacher assume that the students in grade 8 and 9 already able to understand and having enough vocabulary in English. The reason why the teacher dominantly used English because the teacher wanted to increase the students motivation in learning English. Sometimes some student asked about what does the meaning of the information but not all student to do so.

2. What are the advantages and disadvantages of using English during distance learning?

Answer : The teacher feel when used English more often the student have significant improve and able to enrich their vocabulary. It also train them to get used with English. The disadvantages of using English during distance learning is some student still quiet confuse and did not understand with what teacher said.

3. How often do you use Indonesian during distance learning? What is your reason?

Answer : The teacher used Indonesian when it is needed. When the student feel stuck and showed no respon during the learning process the teacher switched the language to Indonesian. It is because the teacher did not want the students get used with Indonesian and did not practice their English, that is why the teacher emphasize more in English rather than Indonesian.

4. What are the advantages and disadvantages of using Indonesian during distance learning?

Answer : The teacher said the advantages when used Indonesian language the students easier to understand the information and they tended to keep silent because the know what the teacher wanted to share. The disadvantages is the student were not at active to ask or giving another response since they know what the meaning. The student ability in English also decrease since they did not practice and did not enrich their vocabulary.

5. Do the students' responses affect the language choices during distance learning?

Answer : The response of the student was not give significant affect to the language choice because the teacher tended to use English eventhought some students were not understand it. The teacher trying to see the students response by keeping to used English. Furthermore, when the students still stuck the teacher switch the language or just do translation to help them to understand the information.


6. Which language does the teacher uses when the students ask using Indonesian?

Answer : The teacher chose to answering in English rather than Indonesian because the teacher wanted to emphasize the used of English in class. If the student were not able to understand the teacher helped the student by translate the information to Indonesia for the students.



9	<p>Today's meeting I will use two languages, that are Indonesian and English. (<i>Ibu pertemuan ini akan mencampur bahasa yaitu Bahasa Inggris dengan bahasa Indonesia</i>)</p>		✓									
11	<p>After all, you all still in grade 8 and when you become grade 9 I will make sure you all fully using English. (<i>Dikarenakan kalian berada di grade 8, nanti jika sudah grade 9 dipastikan kalian full memakai bahasa Inggris</i>)</p>			✓								
12	<p>Let's study together (<i>mari sama-sama belajar</i>)</p>											✓

13	You can call me Ibu. (kalian boleh panggil Ibu)		✓																
14	I am your english teacher		✓																
15	In today's meeting I gather you all here with the other class that I teach (disini Ibu, untuk pertemuan pertama Ibu menggabungkan pertemuan kalian dengan kelas yg lain)		✓																
16	There are three classes here but there are only 57 students who already joined the meeting. (ada 3 kelas disini, tetapi yang baru bergabung ada 57 siswa)																		✓



17	May I know how many student in A class? ( <i>kelas A jumlahnya berapa ya?</i> )						✓						
18	Alright it's 42. Thanks ( <i>okey 42, thank you</i> )												
19	B class? ( <i>Kelas b?</i> )	✓											
20	Then, C class? ( <i>Lalu, kelas c?</i> )	✓											
21	It means, there's around 120 students that should be joined the meeting. ( <i>berarti kurang lebih seharusnya ada 120 anak-anak yang bergabung</i> )						✓						



22	<p>Because today was the first meeting, we need to make classroom rules during the learning process.</p> <p><i>Dikarenakan hari ini merupakan pertemuan pertama, kita harus memiliki kesepakatan kelas atau classroom rules.</i></p>		✓ 1									
23	<p>In the end, when the learning process conducted offline, we also will make the classroom rules.</p> <p><i>nanti apabila kita belajar luring atau diluar jaringan alias tatap muka kita juga akan membuat</i></p>		✓ 1									



	kesepakatan kelas.																		
24	So, what kinds of classroom rules that we will use during learning? Kesepakatan kelas yang kalian setuju apa saja?	✓	1																
25	I would like to hear your opinion. Ibu ingin mendengar pendapat kalian	✓	1																
26	Come on, please speak up? ayo boleh dong berbicara?																		✓ 1

27	<p>Do you understand what kinds of classroom rules I am talking about?  <i>Kesepakatan kelas yang dimaksud apakah kalian paham?</i></p>	✓ 1										
28	<p>I'll give you one example  <i>seperti misalnya Ibu beri contoh 1 ya</i></p>										✓ 1	
29	<p>be on time</p>										✓ 1	
30	<p>Because we're learning English it is better if we use English in making classroom rules.  <i>karena kita belajar bahasa inggris sebaiknya kita menggunakan bahasa inggris</i></p>											✓ 1

31	How could it be? Bagaimana kira-kira?								✓ 1				
32	Agreement in the classroom also called as 'rules' <i>Kesepakatan kelas dalam bahasa inggris disebut dengan rules</i>												
33	Can you write about the rules itself? apakah kalian bisa menulis rules?	✓ 1											
34	I would like share a screen to you all <i>Ibu sambil share screen ke kalian ya</i>												
35	Wait a minute. <i>tunggu sebentar</i>												
36	I would like to prepare the word and share it. <i>Ibu akan</i>												

	siapkan share screen layar word												
37	The agreement that was mentioned is called rules. <i>kesepakatan kelas yang dimaksud adalah rules</i>		✓ 1										
38	Rules means an order that must be observed by all of you. <i>rules merupakan tata tertib yang harus kalian jalani.</i>												✓ 1





39	You and me must be obey the rules and administer the rules that we agreed together. <i>Kalian dengan Ibu harus bersama-sama melaksanakan rules tersebut atau rules yang akan kita sepakati sekarang</i>									✓ 1
40	Could you give me some opinion about it? <i>Bisakah kalian memberikan satu masukan?</i>	✓ 1								
41	Have you ever heard about the phrase in time? <i>apakah kalian pernah mendengar kata in time?</i>	✓ 1								

42	You can turn on your microphone <i>boleh dibuka speaker nya</i>													✓ 1
43	In time dan on time													✓ 1
44	Do you already know what is the difference between both of it? <i>apakah kalian sudah tau perbedaannya?</i>													✓ 1
45	Do you know about the differences? Before I tell you about it. <i>Apakah kalian sudah tau perbedaannya? sebelum Ibu jawab</i>													✓ 1

46	<p>Before I explain about in time and one time, one of your friend Ida Bagus Angga commented the learning process should be start on time as scheduled.</p> <p><i>Sebelum Ibu menjelaskan apa itu in time dan on time, pada kolom chat Ida bagus angga menjawab pembelajaran dimulai tepat waktu sesuai dengan jadwal.</i></p>		✓ 1									
47	<p>Here I would like to explain in time and on time.</p> <p><i>Disini Ibu akan memperkenalkan kata in time dan ontime.</i></p>										✓ 1	

48	<p>In time means you attend the class earlier before the learning process started.</p> <p><i>In time itu dimaksudkan kalian hadir mendahului sebelum pembelajaran dimulai</i></p>										✓ 1	
49	<p>For example, I start the class at 10.30, you all must be attend the class 5-15 earlier.</p> <p><i>Misalnya Ibu jadwalkan 10.30, kalian harus sudah hadir 15 menit atau paling lambat 5 menit sebelum pembelajaran dimulai</i></p>										✓ 1	



50	That's all called as in time. <i>Itu namanya intime.</i>										✓	1
51	Meanwhile on time, you all attend the class right as scheduled. <i>Kalau on time, kalian datang tepat waktu.</i>										✓	1
52	For example, I would like to start the class at 10.30 it means you all should be ready at 10.30. <i>Misalnya, Ibu mengadakan meeting 10.30 maka 10.30 sudah berada dikelas.</i>										✓	1
53	So that's all explanation about in time and on time. <i>itu lah yang dinamakan</i>										✓	1

	<i>intime dan ontime</i>																			
54	<p>So the first classroom rules that already agreed together is be on time.  <i>jadi kesepakatan kelas pertama yang sudah kalian sepakati adalah be on time atau hadir tepat waktu.</i></p>																			1
55	<p>Here is Dita Wulandari said attend 5-10 earlier before the class start.  <i>disini ada dita wulandari mengatakan, hadir 5-10 menit sebelum kelas dimulai.</i></p>																			1

56	Good job, that's called as in time. <i>itu bagus, in time</i>																					1	
57	Is there anything else? <i>terus ada apa lagi?</i>																						1
58	Diana Senja Pradewi said pray before and after the learning process. <i>diana senja pradewi, berdoa sebelum atau sesudah kegiatan pembelajaran</i>		1		1																		
59	Alright, there's good answer from your friend. <i>baik, karena ini sudah ada masukan yang bagus dari teman kalian</i>																						1

60	<p>Accidentally today's learning has not been opened by pray, let us pray for a moment before continuing today's lesson.  <i>kebetulan juga pembelajaran belum dibuka dengan doa, mari kita berdoa sejenak sebelum melanjutkan pembelajaran hari ini.</i></p>											1
61	<p>Hopefully, today's lesson will running well until the end of the lesson.  <i>semoga pembelajaran daring kita atau virtual meeting kita berjalan dengan lancar</i></p>											1



62	I will lead the pray. <i>Ibu akan pimpin doa ya</i>			1																	
63	Pray according to your own religion and beliefs <i>berdoa menurut agama dan kepercayaan masing-masing</i>																				1
64	Let's pray start. <i>mari berdoa mulai</i>																				1
65	Pray ends. <i>berdoa selesai</i>			1																	
66	So, it's already two kinds of rules that we agreed together. <i>itu sudah ada 2 kesepakatan yang di setuju.</i>			1																	
67	be on time and pray before and after class			1																	

68	Chandra Dinata, which class are you from? ini dari kelas apa ya chandra dinata?	1																				
69	Okay, from 8A class. baik, dari kelas 8A			1																		
70	Chandra Dinata said, must be polite. chandra dinata mengatakan, berkata sopan.			1																		
71	We called in English 'be polite' jika dalam bahasa inggris yaitu 'be polite'			1																		
72	Be polite means speak properly and kindly. be polite itu artinya sopan santun			✓ 1																		
73	Good job, there are a lot of answer from you all. bagus, berarti sudah ada banyak			✓ 1																		1

	masuk dari kalian ya																		
74	Alright, I will list all of your answer. baik, Ibu akan tulis ya masukan kalian		✓	1															
75	First, you all agreed to be on time. Pertama, kalian sepakat untuk be ontime		✓	1															
76	Second, pray before and after class. Kedua, sebelum dan sesudah kelas		✓	1		1													
77	Third, be polite		✓	1															
78	Alright one of your friend said, wear uniform right on scheduled. Temanmu berkata, berpakaian		✓	1															

	sesuai dengan jadwal.																			
79	Okay, so since this is virtual class have you agreed to dress according to the schedule? baik, dikarenakan ini kelas virtual apakah kalian menyepakati akan menggunakan pakaian sesuai dengan jadwal, anak-anak?																			1
80	So, for wearing uniform I will include to be polite. untuk berpakaian akan Ibu akan masukan ke dalam be polite																			1



81	<p>In the sense all students are polite in their words, polite in their dress as well. <i>dalam artian semua murid sopan dalam berkata, sopan dalam berpakaian juga.</i></p>		1									
82	<p>Alright, is there anything else? <i>Baik, kira-kira apalagi?</i></p>											
83	<p>Before class begins students read the English materials that will be studied first, There's an opinion from Ayu Intan Melati. <i>Sebelum kelas dimulai siswa membaca materi bahasa inggris yang akan di pelajari terlebih dahulu,</i></p>		1									

	nah itu ada masukan dari ayu intan melati.																		
84	Alright, it's called as literation. Baik ini merupakan literasi, akan ibu catat.		1																
85	Anything else? ada lagi?																		1
86	Okay, in virtual class is it necessary to raise your hand when you want to ask? Baik, jika kelas virtual lalu kalian ingin		1																

	<i>bertanya apakah perlu menaikkan tangan?</i>																		
87	Can you raise your hand during online class? <i>menaikkan tangan dalam kelas virtual apakah bisa?</i>		1																
88	Alright, I already saw some student use that raise hand's icon. <i>Baik, tadi Ibu sudah melihat beberapa siswa menggunakan fitur tersebut.</i>			1															
89	there's an icon of raise hand and you all can use it if you want to ask a			1															

	question.																				
90	Do I need to write it as classroom rules? <i>Apakah perlu Ibu tulis sebagai classroom rules?</i>																			1	
91	Do I need to write it? Come on agree or no. <i>Sekiranya perlu atau tidak Ibu tulis, ayo di sepakati.</i>																				1
92	How about the other? Only two students response me. <i>bagaimana apakah perlu anak-anak? Baru dua orang saja yang merespon.</i>																				1

93	<p>Alright, I already write it. We can move to the next suggestion. <i>Baik sudah Ibu tulis dan akan dilanjutkan ke masukan berikutnya.</i></p>		1									
94	<p>Ayu Maharani said turn off the microphone when the teacher explain the material. <i>ayu maharani memberi masukan, mematikan mikrofon saat guru menjelaskan.</i></p>		1									
95	<p>Alright, I'll include it into be polite. <i>hal tersebut akan masuk ke be polite ya anak-anak</i></p>				1						1	

96	<p>Later I will explaining in details regarding polite (say, dressed). <i>nanti Ibu akan jabarkan lagi lebih detail mengenai be polite (berkata, berpakaian) ya anak-anak.</i></p>		1									
97	<p>Next, informing the teacher when you're having trouble with the signal or cannot attend the class. <i>Selanjutnya yaitu memberikan keterangan jika mengalami gangguan sinyal atau tidak bisa hadir</i></p>		1									
98	<p>Good job, it was good answer. <i>bagus sekali masukannya</i></p>											1

99	<p>If you have trouble due to the signal during meeting, you can utilize the chat fitur or tell me if you want to turn off the camera due to lack of signal.  <i>jika kalian mengalami gangguan sinyal, kalian boleh memakai fitur chat atau memberi tahu sebelumnya jika ingin mematikan video dengan alasan sinyal sangat boleh.</i></p>								1		1	
100	<p>Indah purnami said, listen carefully when the teacher explaining.  <i>indah purnami, mendengarkan guru saat mengajar</i></p>											



10 1	Good job, next is Ida bagus Angga. yaa bagus, selanjutnya ada ida bagus made angga.											1
10 2	Submit the task on time. mengumpulkan tugas tepat waktu				1							
10 3	Very Good, it also belongs to be on time. bagus sekali ya, ini juga masuk ke dalam be on time				1							1
10 4	Be on time isn't about the attendance but as well as submit the task. be on time nya tidak hanya dari kehadiran tapi juga pengumpulan tugasnya.											1



10 5	<p>Here I need to give direction to keep discipline during the learning process.</p> <p><i>disini Ibu perlu memberikan arahan untuk tetap disiplin dalam pembelajaran.</i></p>											1
10 6	<p>I really hope you all being discipline during learning and do not like your elder friends.</p> <p><i>Ibu sangat mengharapkan kedisiplinan kalian, karena berkaca dari online meeting semester lalu agar tidak seperti kakak kelas kalian yang terdahulu.</i></p>			1								1

10 7	I will not force you all to submit the task, it is about your self-awareness. <i>Ibu tidak akan memaksa kalian untuk menyetor tepat waktu karena itu merupakan kesadaran kalian</i>			1									
10 8	I will give you the due date for every task. akan tetapi Ibu akan memberikan due date pada setiap pengumpulan tugas.			1									
10 9	Do you know what is due date? <i>apakah kalian tau apa itu due date?</i>		1										
11 0	Due date means time limit for the task. <i>Due date itu</i>												1

	adalah batas waktu pengumpulan tugas.												
11 1	If you submit the task more than the due date, you will take your own risk. jika kalian mengumpulkan melewati batas waktu yang telah diberikan, itu merupakan resiko kalian sendiri.												1
11 2	Maybe there's a value reduction of your task or your attitude. mungkin akan ada pengurangan nilai atau sikap disiplin kalian yang akan berkurang, seperti itu ya nak.												1

11 3	Alright, thank you Gus Angga. baik, terima kasih gus angga.												1
11 4	Next is absence 35, Diana said be ready when your teacher mention your name to answer or to ask a question. next, nomor 35 ada putu diana, bersedia dan siap dalam di tunjuk untuk mengajukan dan menjawab pertanyaan	1											
11 5	In english class I rarely to mention student's name to answer my question. dalam kelas bahasa inggris Ibu sangat jarang menunjuk siswa.	1											

11 6	I would like to see your initiative to answer and ask a question without being forced. <i>Ibu ingin melihat keaktifan kalian sendiri dan bukan karena paksaan.</i>		1										
11 7	Thank you Diana												1
11 8	Next, Gita Kanaya said giving proof of your attendance. <i>Next, ada gita kanaya, memberikan bukti telah mengikuti pembelajaran.</i>		1										

11 9	<p>about your proof of attendance I observe it through this meeting's record. <i>untuk bukti bahwa telah mengikuti pembelajaran salah satunya dengan cara di record.</i></p>		1									
12 0	<p>Who is absent or attend the class, also with filling the absent form. <i>siapa saja yang hadir dan dari pengisian link absen</i></p>		1									
12 1	<p>I will cross check your absen through form and google meet. <i>Link absen akan Ibu cocokan dengan kehadiran kalian di google meet</i></p>		1									

12 2	thank you																				1		
12 3	Is there anything else students? ada lagi kira-kira anak-anak?																					1	
12 4	So there are six points of your agreement for classroom rules. ada 6 point kesepakatan kalian ya																					1	
12 5	If I conclude all of our agreement today, there are 7 classroom rules that already agreed including be honest. <i>jika Ibu rangkum secara keseluruhan itu akan ada 7 termasuk dengan be honest.</i>																						1
12 6	I will write be honest in point 7.																						1

	Ibu akan tulis be honest pada nomor 7													
12 7	Do you know what is being honest in Indonesian?	1												
12 8	you can turn on the mic. bisa buka speaker nya anak-anak													1
12 9	Who wants to talk or answer? siapa yang mau berbicara?													1
13 0	Good job													1
13 1	What kind of honest any way? kira-kira jujur dalam hal apa saja?	1												
13 2	there are a lot of categories of being honest. jujur disini kategorinya banyak		1											



13 3	First, being honest with your attendance. <i>yang pertama jujur atas kehadiran kalian atau absen kalian</i>												1
13 4	Second, being honest in making the task. <i>yang kedua jujur dengan tugas- tugas kalian</i>												1
13 5	Where all of your task was done by yourself. <i>bahwa tugas kalian itu dikerjakan oleh diri sendiri tanpa bantuan orang lain</i>												1
13 6	Being honest, not to cheat your friend's task. <i>kejujuran tidak menyontek dari pekerjaan teman</i>												1

13 7	Can you understand students about being honest? <i>bisa dipahami ya anak-anak, mengenai sikap jujurnya ya?</i>		1										
13 8	So there is a student mentioned about submit the task on time, it also called as be discipline or being responsible. <i>tadi juga ada mengumpulkan tugas masuk ke be discipline atau bisa dengan responsible</i>												1
13 9	Responsible is belongs to be discipline. <i>responsible masuk ke dalam kategori discipline juga</i>												1





	tidak akan diadakan setiap pertemuan kelas																		
14 4	Do you still hear my voice? Apakah semua masih mendengarkan Ibu?	1																	
14 5	The schedule of English are on Monday and Wednesday. Jadwal bahasa inggris di hari senin dan juga di hari rabu ya		1																
14 6	The deadline of submitted the task until 23.00pm. batas pengumpulan tugas itu Ibu usahakan sampai malam, sekitar jam 11			1															

	malam.																		
14 7	When you have your English book, let us consider what you will learn in grade 8. <i>Jika sudah membawa buku paket, mari kita bahas apa saja yang akan kalian pelajari di kelas VIII</i>																		
14 8	Have you already open your book?		1																
14 9	I think all of you already open your book.																		
15 0	there are six character you have to know to use this book																		

15 1	<p>In semester 1 (one) you only learn from chapter 1 until 6. <i>semester 1 hanya belajar sampai chapter 6</i></p>											
15 2	<p>I hope you are become diligent and often read your books, especially the expressions in your books. <i>Ibu berharap kalian lebih rajin dan sering membaca buku kalian terutama ungkapan-ungkapan yang ada pada buku kalian</i></p>											1



15 3	<p>For video conference, I will inform you the day before. Untuk pertemuan dengan google meet, Ibu akan sampaikan sehari sebelum pertemuan dilaksanakan.</p>		1									
15 4	<p>If I did not inform anything through Whatsapp it means the class hold on Google Classroom. Jika ibu tidak memberikan pemberitahuan pada wa group kalian bisa belajar secara mandiri melalui google classroom</p>		1									



15 5	<p>Alright, that's all things that I can inform to you about what things that we will do during online learning. <i>Baik itu saja yang dapat Ibu sampaikan mengenai hal yang akan dilakukan selama pembelajaran daring.</i></p>		1										
15 6	<p>Next, I would like to ask a question. <i>Selanjutnya Ibu akan bertanya.</i></p>	1											





15 7	Do you know about this jargons? "if you're mastering english it means you can kill the world" <i>Apakah ada yang tau apa arti dari jargon ini "if you're mastering english it means you can kill the world"</i>	1																		
15 8	Come on students, Do you know the meaning? <i>Ayo anak-anak apakah tau artinya?</i>	1																		
15 9	Who can answer my question, I will give you big appreciation. <i>Siapa yang bisa menjawab akan ibu berikan jempol besar</i>	1																		



16 0	<p>Well since no one answered, the jargon means that if you know English you can kill the world. <i>Baik karena tidak ada yang menjawab, jargon tersebut artinya jika kalian menguasai bahasa inggris maka kalian mampu membunuh dunia.</i></p>								1				
16 1	<p>Kill here means you can do many kinds of jobs in many fields. <i>Membunuh dalam artian bisa melakukan banyak pekerjaan di banyak bidang</i></p>								1				

16 2	<p>We will end the class, because it's already 12.30. <i>Kita akan segera akhiri pertemuan hari ini karena sudah menunjukan pukul 12.30</i></p>		1									
16 3	<p>Thank you so much for today's meeting and Thank you for your attendance. <i>terima kasih banyak untuk pertemuan hari ini dan juga terima kasih atas kehadiran kalian.</i></p>											1
16 4	<p>Let's end the class with pray with your own religion and beliefs, pray start. <i>Mari kita tutup kelas dengan doa sesuai dengan kepercayaan</i></p>											1

	masing-masing, berdoa mulai.														
16 5	For the next meeting will beheld through Google Classroom. Untuk pertemuan berikutnya kita akan melalui google classroom		1												
16 6	Thank you students. terima kasih anak-anak														1
16 7	see you on the next meeting														1
<b>TOTAL</b>		27	65	4	2	3	0	4	3	5	1	1	22	33	

Meeting 1 (VIII Class) Google Classroom.		: 26 July 2021												
No	Phrase/Sentence	Academic Language Function												
		seeking information	explaining	comparing	ordering	classifying	proving/ debating	analyzing	inferring	justifying	solving problem	synthesizing	evaluating	persuading
1	Good afternoon students													✓
2	Very nice to meet you in virtual class today.													✓
3	As I sent an announcement by whatsapp		✓											
4	today we will meet in google meet.		✓											
5	We will start at 11.30. a.m.		✓											
6	Please wait the link from me.		✓											

7	I will share it soon.		✓															
8	Please join at least 10 minutes before class start.		✓															
9	Thank you.																	1
TOTAL		0	6	0	0	0	0	0	0	0	0	0	0	0	0	0	0	3

<b>Meeting 2 (VIII Class) Google Classroom.</b>		<b>: 28 July 2021</b>													
		<b>Academic Language Function</b>													
<b>No</b>	<b>Phrase/Sentence</b>	<b>seeking information</b>	<b>explaining</b>	<b>Comparing</b>	<b>ordering</b>	<b>classifying</b>	<b>proving/debating</b>	<b>analyzing</b>	<b>inferring</b>	<b>justifying</b>	<b>solving problem</b>	<b>synthesizing</b>	<b>evaluating</b>	<b>persuading</b>	
1	Good afternoon students.													1	
2	Hope all of you are well today.													1	
3	For our English Class today		1												

4	<p>please read some dialogs in your book "When English Rings the Bells" related to the topic of Getting Attention, Checking Understanding, Showing Appreciation and Giving Opinion (page 4 - 17)</p>		1										
5	<p>Make a table that consist of 4 columns. (Buatlah sebuah tabel terdiri dari 4 kolom)</p>		1										
6	<p>Separate each sentences in the dialogs based on the expressions.</p>					1							

	(kemudian pilahlah kalimat kalimat yang terdapat dalam dialog ke dalam kolom kolom tersebut)												
7	Make the table in your book and then capture and send it here.		1										
8	You have some days to do the assignment.		1										
9	The due date for the assignment until Saturday, 31st July 2021 at 11 p.m.		1										
10	Keep Learning												1



1 1	Stay healthy																		1
1 2	Thank You.																		
1 3	Please send your work here		1																
1 4	Please fill in the attendance form as your presence today.		1																
1 5	It will be close at 1 p.m.		1																
TOTAL		0	9	0	0	1	0	0	0	0	0	0	0	0	0	0	0	4	

Meeting 3 (VIII Class) Google Classroom.	: 2 Agustus 2021	
No	Phrase/ Sentence	Academic Language Function

		seeking information	explaining	comparing	ordering	classifying	proving/debating	analyzing	inferring	justifying	solving problem	synthesizing	evaluating	persuading
1	Good morning students													1
2	Hope all of you are well today.													1
3	Before we start our class today		1											
4	I would like to say thank you very much for all of you who had submitted the assignment.													1
5	For our class today, we will continue to learn chapter 1.			1										

6	To know your understanding about the topic			1															
7	I want you to make a short dialog using one of the expressions.			1															
8	Example: expression of checking understanding.																		1
9	Post your assignment here in classroom.			1															
10	For attendance list today			1															
11	please write your name, class and number in comment.																		1
12	Thank you.																		


13	Keep studying.															1
14	stay healthy.															1
15	Please make a short Dialogue and post it here.		1													
TOTAL		0	8	0	0	0	0	0	0	1	0	0	0	0	5	

<b>Meeting 4 (VIII Class) Google Classroom.</b>		<b>: 16 Agustus 2021</b>														
<b>Academic Language Function</b>																
<b>No</b>	<b>Phrase/Sentence</b>	<b>seeking information</b>	<b>explaining</b>	<b>comparing</b>	<b>ordering</b>	<b>classifying</b>	<b>proving / debating</b>	<b>analyzing</b>	<b>inferring</b>	<b>justifying</b>	<b>solving problem</b>	<b>synthesizing</b>	<b>evaluating</b>	<b>persuading</b>		
1	Good morning students															1
2	Very nice to meet you today even though in virtual.															

3	Hope all of you are well.											1
4	Our class today will discuss about chapter II.		1									
5	I hope all of you have already read the material before the class.											1
6	So for the first meeting of this chapter.		1									
7	I would like to ask you some questions about the topic		1									
8	1. Can you play football?	1										

9	2. Can you understand to read an English Text by yourself?	1																
10	3. Can you wash your dishes after meal?	1																
11	4. Can you help your mother cooking in the morning?	1																
12	5. Will you tidy up your room by yourself?	1																
13	6. Will you drive a motorbike in your age right now?	1																
14	7. Can you sing an English song?	1																

15	8. Can you operate a computer?	1											
16	9. Will your parents help you study?	1											
17	10. Will you join the google meet class next wednesday?	1											
18	Please answer the questions based on your situations.												
19	Answer them in right way.												
20	You can read the conversation in your book to know how to answer												



	them.																					
2 1	If you find some difficulties.																					
2 2	Please have any discussion in this stream.																				1	
2 3	Keep Learning																					1
2 4	stay healthy																					1
2 5	Write your data (name, and absen number) in this stram for your attendance.																					1
2 6	Write your answer in private comment																					1



	in assignment post													
27	Next wednesday I will hold the classes by google meet.		1											
28	Thank you.													
29	Please write your answer of the questions in private comment.		1											
30	Don't forget to write your name and number.		1											
TOTAL		10	12	0	0	0	0	0	0	0	0	0	0	6

**Meeting 5  
(VIII Class)  
Google  
Classroom.**

**: 23 Agustus 2021**

No	Phrase/ Sentence	Academic Language Function												
		seeking information	explaining	comparing	ordering	classifying	proving/ debating	analyzing	inferring	justifying	solving problem	synthesizing	evaluating	persuading
1	Good afternoon students													1
2	hope all of you are well.													1
3	For our English class today,		1											
4	we will discuss chapter II.		1											
5	In the first meeting,		1											
6	please watch the video of the material.													1
7	I will post the link of the video, ,		1											

8	after you watch it,		1																		
9	please write down some expressions or some sentences that you find in the video																				1
10	Capture it and post here.		1																		
11	You have submitted it today at least at 11. p.m.		1																		
12	Please fill the attendance form for your presence today.																				1
13	Please post your work here.																				1

TOTAL	0	7	0	0	0	0	0	0	0	0	0	0	0	6
-------	---	---	---	---	---	---	---	---	---	---	---	---	---	---

Meeting 1 (IX Class) Google Classroom.		: 28 JULI 2021													
No	Phrase/ Sentence	Academic Language Function													
		seeking information	explaining	comparing	ordering	classifying	proving/ debating	analyzing	inferring	justifying	solving problem	synthesizing	evaluating	persuading	
1	Good Afternoon students													1	
2	Hope all you are well today.													1	
3	For our English class today		1												
4	Please do some assignment below!													1	

5	Please read the dialogs that I given to you												1
6	Get some informatin in it. <i>(Baca dialog yang diberikan)</i>												1
7	Write down the point of view that is talking in the dialog by your own words. <i>(Tulislah topik yang dibicarakan di masing masing dialog dengan bahasa sendiri)</i>		1										



9	Do some exercises in Students Sheet given. (Kerjakan latihan siswa yang telah diberikan).		1																
10	Do the assignment (no. 2) in your book then capture and send it here		1																
11	Fill the blanks in Students' Sheet (no.3)		1																
12	Send it back here		1																
13	You have some days to do all the assignments.		1																



14	The due date to submit them until Sunday, 1st August 2021 at 11. p.m.		1													
15	Keep Learning,															1
16	Keep Healthy															1
17	Thank you.															1
18	Please send your works here															1
19	Please fill in the attendance form as your presence today.															1
TOTAL		0	8	0	0	0	0	0	0	0	0	0	0	0	0	10

Meeting 2 (IX Class) Google Classroom.	: 3 Agustus 2021
---	------------------

No	Phrase/ Sentence	Academic Language Function												
		seeking information	explaining	comparing	ordering	classifying	proving/debating	analyzing	inferring	justifying	solving problem	synthesizing	evaluating	persuading
1	Good afternoon students													1
2	Hope all of you are well today.													1
3	For our English class today,		1											
4	Please do the assignment that I will give to you. (Pembelajaran hari ini silahkan kerjakan tugas yang akan Mrs memi berikan ke kalian).													1
5	For our documentation		1											



6	please take your picture when you study English		1										
7	Send your picture with your assignment.		1										
8	For attendance type your name, class and number in comment. (Untuk absensi, ketik nama, kelas dan nomor kalian di komen)		1										
9	Be Discipline,												1
10	Be responsible to your assignment.												1
11	Keep Learning												1
12	Stay healthy.												1

1 3	Thank you.													1
TOTAL		0	5	0	0	0	0	0	0	0	0	0	0	8



<b>Meeting 3 (IX Class) Google Classroom.</b>		<b>: 24 AGUSTUS 2021</b>												
		<b>Academic Language Function</b>												
No	Phrase/ Sentence	seeking informati on	explaini ng	compari ng	orderin g	classifi ng	provin g/ debatin g	analyzin g	inferrin g	justifyin g	solving proble m	synthesizi ng	evaluati ng	persuadi ng
1	Good morning students,													1
2	Hope you are well today													1
3	For our English class today,		1											



9	<p><i>Untuk mempermudah proses pembelajaran-n,</i>  <i>To make the learning process going well</i></p>		1											
10	<p><i>it is better if you all have and guided by additional book (LKS). Ada baiknya kalian didampingi dengan Buku Penunjang Pembelajaran.</i></p>												1	



1 1	<p>Jadi materi selain kalian bisa membaca di buku pakeY So you can learn and read the material through your additional book (LKS),</p>		1												
1 2	<p>you also can get better understanding about the material. Kalian juga bisa mendapatkan pemahaman materi</p>		1												
1 3	<p>Also some exercise or practice from LKS. dan latihan</p>		1												

	soal dari buku pendamping pembelajaran.												
1 4	Jika kalian sudah memiliki buku pendamping, tugas hari ini bisa kalian tulis langsung dibuku kalian. If you already have additional book (LKS) you can finish and writer the answer of all exercises there.												1





	tomorrow.																		
5	The test will be for chapter 1 and 2			1															
6	For your preparation,			1															
7	be kindly for having an additional book ( <i>Buku Pendamping Pembelajaran/LKS</i> )			1															
8	and do some exercises there			1															
9	I will take some points too from the exercises.			1															
10	For your attendance, please type in the comments in this stream. ( <i>Untuk absen hari ini tolong ketik di kolom komen di pengumuman ini</i> ).			1															



11	Thank you very much for your attention.																			
12	Keep learning																			
13	and stay healthy.																			
TOTAL		0	7	0	0	0	0	0	0	0	0	0	0	0	0	0	0	0	0	0

<b>Meeting 5 (IX Class) Google Classroom.</b>		<b>: 8 SEPTEMBER 2021</b>													
		<b>Academic Language Function</b>													
No	Phrase/ Sentence	seeking information	explaining	comparing	ordering	classifying	proving / debating	analyzing	inferring	justifying	solving problem	synthesizing	evaluating	persuading	
1	Good afternoon at students,													1	
2	Hope all of you are well.													1	
3	Have you owned an English 'LKS'?	1													

4	<p>Our English class today please kindly answering the exercises in your LKS page 8 (dialogue 1 and 2), page 18 and 19 (dialogue 1,2,3).</p>		1			1								
5	<p>You can write the answer your book or directly write in your LKS.</p>		1											



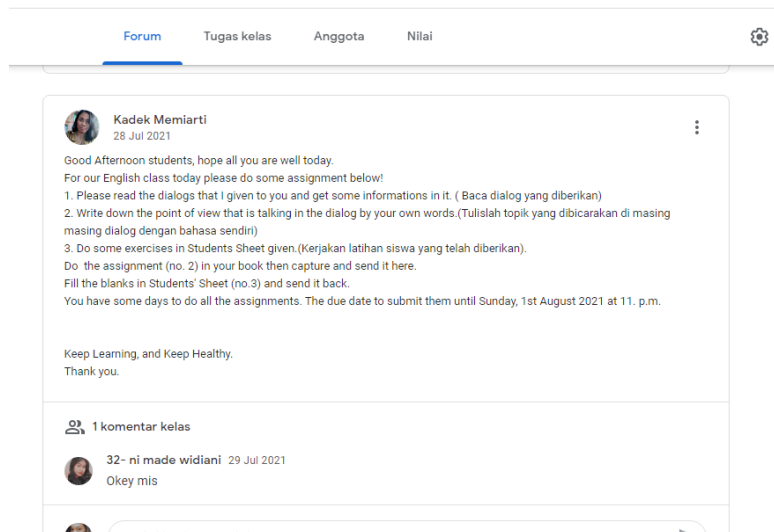
6	Please submit your book (for previous exercises too) and LKS at least on Tuesday, 14th September 2021 at school.													1
7	If you have any questions,		1											
8	Please ask and write in comment space.													1
9	For your attendance. Please ask and write in comment		1											

	space.													
1 0	Thank you for your attention													1
TOTAL		1	4	0	0	1	0	0	0	0	0	0	0	5

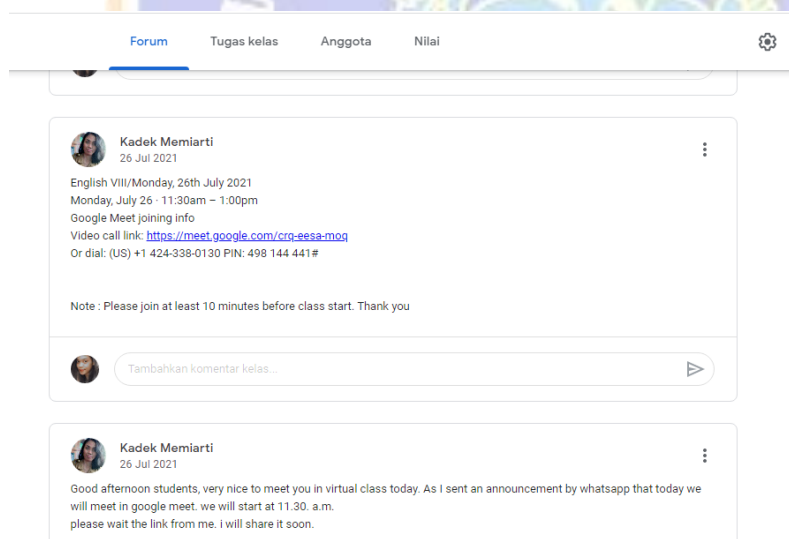


## Appendix 7. Picture of Learning Process in Distance Learning Through Google Classroom

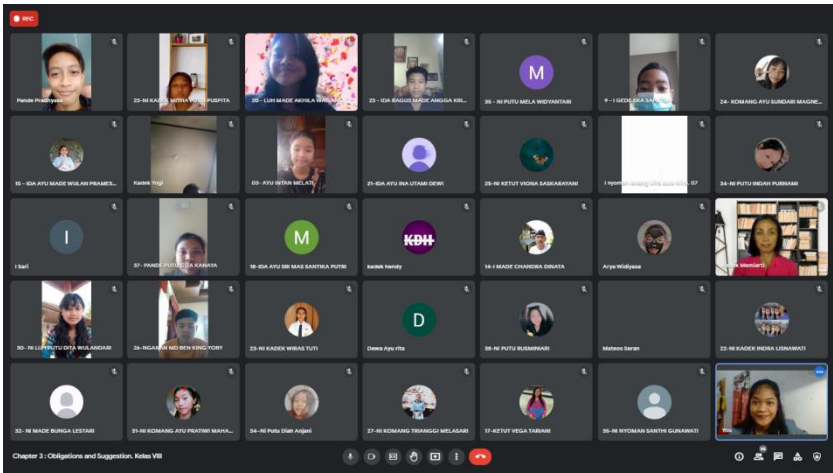
### Grade 9



### Grade 8



## Appendix 8. Picture of Learning Process in Distance Learning Through Google Meeting



Appendix 9. Picture of Students' Response in Google Classroom

Attendance (Wed, 28th July 2021) Diposting 28 Jul 2021

Tidak ada batas waktu

Please fill in the attendance form as your presence today.  
It will be closed at 1 p.m.

15	29
Diserahkan	Diberikan

[Attendance Google Formulir](#)

[Lihat tugas](#)

