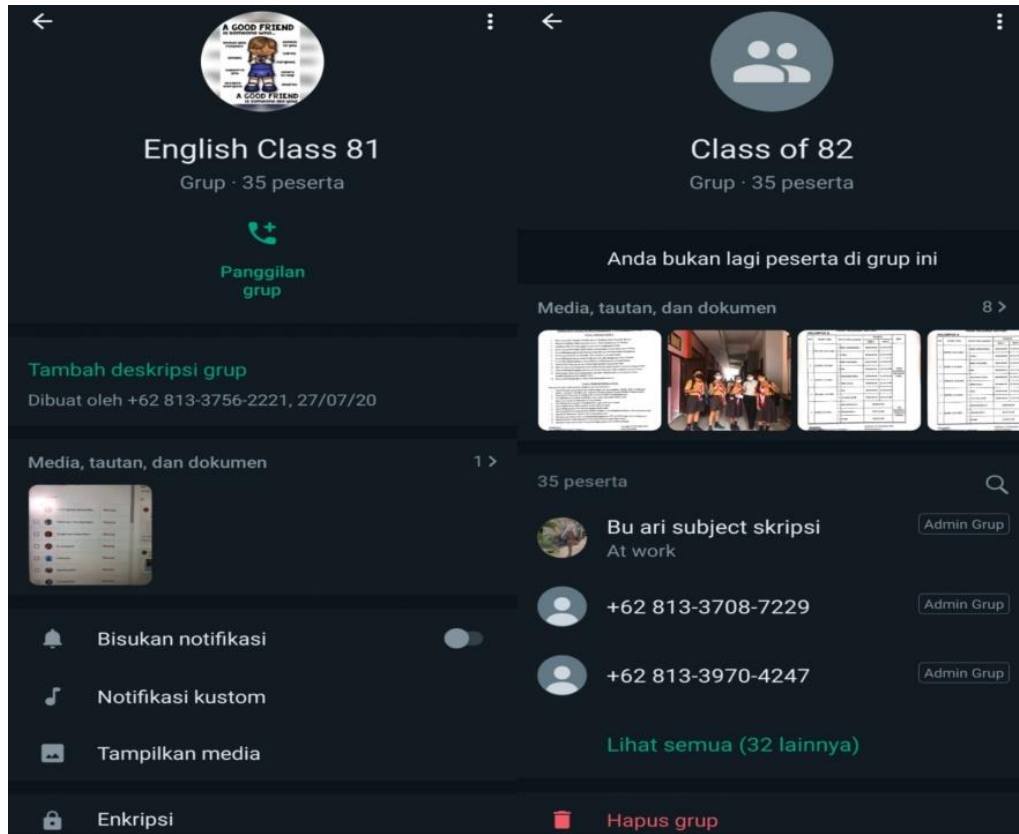




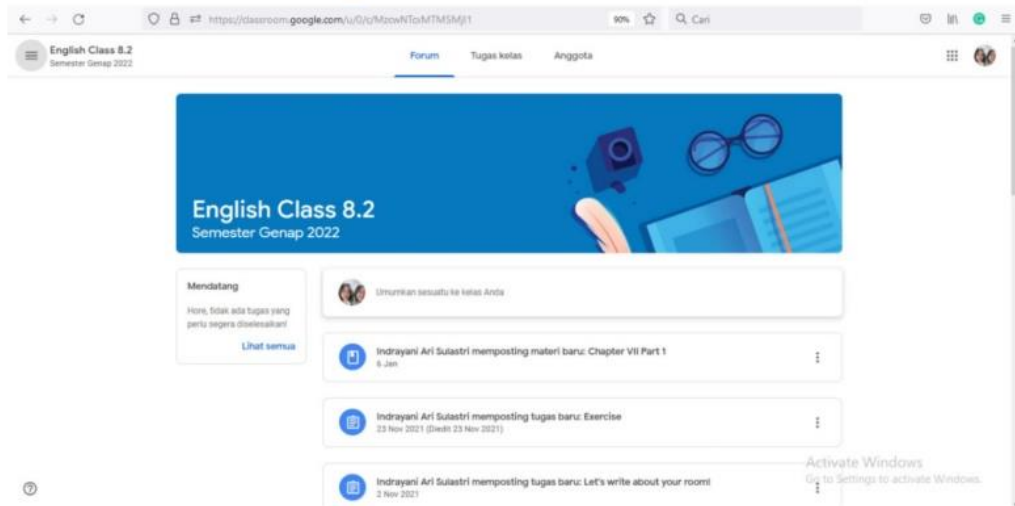
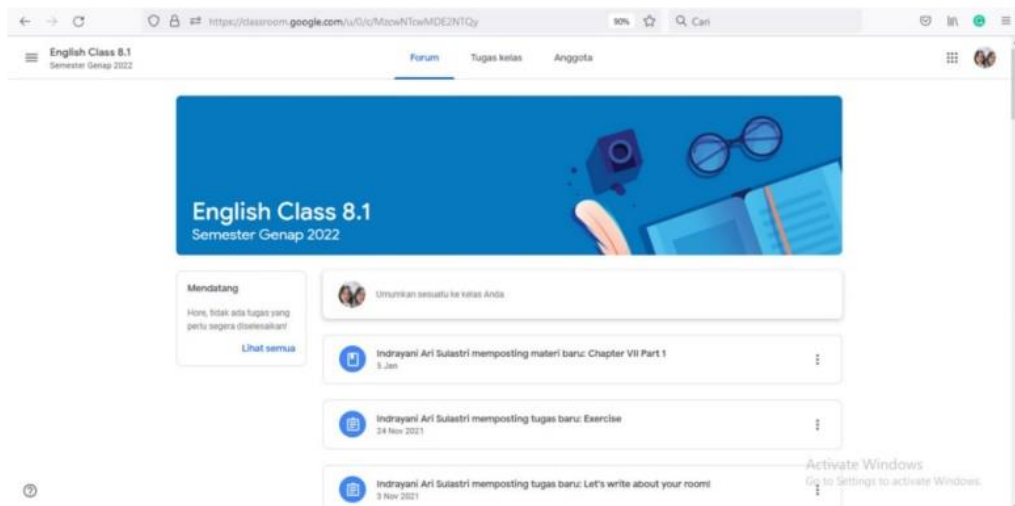
# APPENDICES

## Appendix 1

### EVIDENCE IN THE FIELD 1

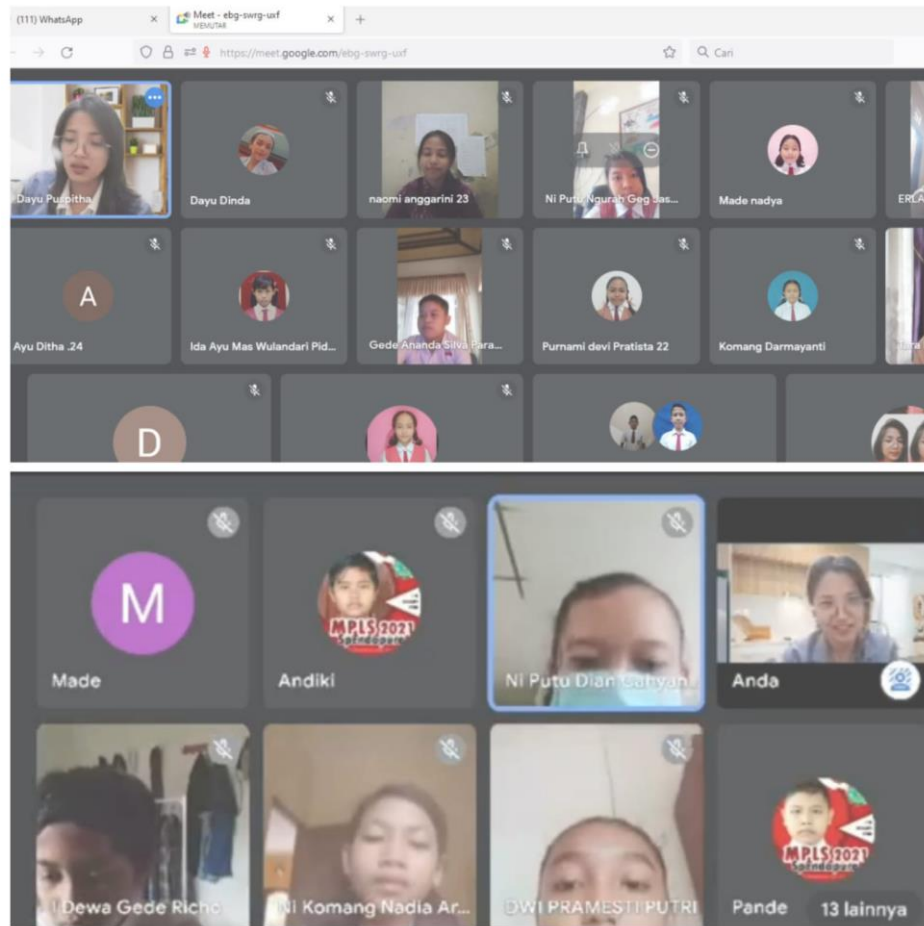


(WhatsApp as the Online Learning Platform to Conduct Distance Learning)



**(Google Classroom as the Online Learning Platform to Conduct Distance Learning)**





**(Google Meet as the Online Learning Platform to Conduct Distance Learning)**



Appendix 2

**EVIDENCE IN THE FIELD 2**

**Table checklist observation for Research Question 1**

Indicator	Online Learning Platforms				Description
	Zoom/Google Meet	E-Learning Management System	WhatsApp	Google Classroom	
Online learning platform used in meeting 1 (21 <sup>st</sup> August 2021)				√	The teacher shared the material about “To state capabilities and willingness. Additionally, by different forum, the teacher gave a task for the student to be practiced.

<p>Online learning platform used in meeting 2 (4<sup>th</sup> September 2021)</p>			√	√	<p>The teacher shared the material in the form of video about suggestion, rules and obligation.</p>
<p>Online learning platform used in meeting 3 (9<sup>th</sup> September 2021)</p>			√	√	<p>The teacher did the discussion with the students through Whatsapp Group and gave a task to be done through google classroom.</p>
<p>Online learning platform used in meeting 4 (11<sup>th</sup></p>			√	√	<p>The teacher gave the instruction and</p>

September 2021)					the information through Whatsapp Group and opened the forum or slot to attach the students' works through google classroom.
Online learning platform used in meeting 5 (15 <sup>th</sup> September 2021)			√		The teacher shared the information and instructed the student through Whatsapp Group.
Online learning platform used in meeting 6 (19 <sup>th</sup>			√		The teacher shared the information

September 2021)					and instructed the student through Whatsapp Group about the quiz that has been done.
Online learning platform used in meeting 7 (22 <sup>nd</sup> September 2021)			√		The teacher shared the information and instructed the student through Whatsapp Group about the middle test that should be done at the time.
Online learning platform used in meeting 8 (25 <sup>th</sup>				√	The teacher shared the materials and



September 2021)					task at google classroom.
Online learning platform used in meeting 9 (29 <sup>th</sup> September 2021)	√				The teacher held classes synchronously through Google Meet and teaches students for 2 hours of lessons.
Online learning platform used in meeting 10 (30 <sup>th</sup> September 2021)	√				The teacher holds classes synchronously through Google Meet and teaches students for 2 hours of lessons.
<b>TOTAL</b>	20%	0%	50%	50%	





	halaman 12-14 bagian A di buku LKS kalian.													
9.	Kirimkan foto pekerjaan kalian, hanya jawabannya saja.		√											
10.	Do page 20 of your LKS, write the answer in your book. Write your name and class number.		√											
11.	Kerjakan lks hal 20 task 1.		√											
12.	Kerjakan pd buku catatan, sertakan nama dan nomor absen.		√											
13.	Perhatikan penulisan huruf		√											










	about how to express prohibition.													
31.	Open the following link below to study about it!		√											
32.	Let me check your understanding about the material.										√			
33.	Siswa yang bisa jawab dapat point 10													√
34.	10 points for you...									√				
35.	Yang tepat adalah...								√					
36.	After that, you have to do the assignment to measure your understanding.		√											













	from the videos.													
61.	One video, 7 to 8 sentences.		√											
62.	Tulis di buku catatan kalian, 7 s/d 8 hal yg kalian pelajari dari masing-masing video.		√											
63.	Artinya tulis 15 hal yg kalian pelajari dari video di menu materi.								√					
64.	Tulisan harus rapi, perhatikan tanda baca dan penulisan huruf besar.		√											
65.	So let's learn to write neatly.													√
	TOTAL		6						1					1
No	Phrase/ Sentence (29 <sup>th</sup> September	Academic Language Function												
		seeking	explaining	comparing	ordering	classifying	proving/	analyzing	inferring	justifying	solving	synthesizing	evaluating	persuading

	2021)	information					debating				problem			
66.	Let's wait another students to join my class		√											
67.	Kita tunggu dulu ya		√											
68.	We will wait until the two classes join the class.		√											
69.	Before we start our English class, let me remind you that you have to read our zoom meeting rules.		√											
70.	When we start to learn English, you have to open your camera.		√											
71.	You can close your camera when I start to		√											






	camera on no hand gesture, tidak ada bahasa yang tidak sopan													
82.	You have to listen and stay focus			√										
83.	Next, stay on mute, silahkan matikan mikrofon kalian			√										
84.	If you want to ask something, click the "raise hand" button			√										
85.	Before I start the lesson, I will give you 2 minutes to go to the toilet or take some waters		√											
86.	Jadi silahkan, saya berikan waktu 2 menit dari sekarang		√											






	untuk pergi ke toilet atau mengambil minum													
87.	And after this you have to turn on your camera.		√											
88.	Okay silahkan buka kamera kalian													√
89.	Okay please, turn on your camera everyone													√
90.	Can you show me your face please?	√												
91.	I just finished making your material								√					
92.	If you have any problem about your connection or you cannot listen to me									√				




	clearly, you can chat in this room																		
93.	The time allocation for this class is actually 90 minutes, but I think it is too long for virtual class		√																
94.	Saya akan ringkas sampai 60 menit																		
95.	Please turn on your camera, so I can see your uniform. Head, hair and your smile																		√
96.	Buka kameranya semuanya, agar saya bisa lihat																		√
97.	Come on show yourself, what are you doing	√																	



	actually?													
98.	Where are you actually?	√												
99.	Okay, gitu dong buka kameranya							√						
100	Before we start, let us play a game		√											
101	Kita pemanasan dulu ya		√											
102	I will share the screen		√											
103	Aturan mainnya adalah hidupkan kamera kalian semuanya				√									
104	So, I can see what your activity in the house		√											
105	What you have to do is pay attention on your screen		√											




106	First, find something that make you smile this morning				√													
107	I will give you 2 mintues		√															
108	then, take it and show me				√													
109	What is that? What kind of book is that?	√																
110	What are you saying?	√																
111	Can you show me?	√																
112	Now I would like you to show me a thing in your house that has green in color		√															
113	Bawakan saya sesuatu yang warnanya hijau		√															






	yang akan kita pelajari hari ini?													
122	Silahkan perhatikan baik-baik													√
123	We will do discussion and quiz									√				
124	Pertama, bagaimana cara mengundang orang				√									
125	Kedua, bagaimana meminta ijin keorang lain				√									
126	Ketiga, bagaimana cara memberikan instruksi				√									
127	This is some ways to invite someone			√										
128	Ini adalah ungkapan-			√										



	ungkapan bagaimana mengundang orang lain untuk melakukan sesuatu													
129	Pertama, kalian bisa menggunakan “let’s”			√										
130	Kalian cukup menjawab dengan “let’s go”	√												
131	Kalian bisa merespon seperti itu ya intinya						√							
132	Kemudian ada yang kedua “do you want to?”			√										
133	Jawabannya juga sama ya seperti sebelumnya						√							

	<p>“sure, let’s go” or you can say “I’m sorry I can’t”</p>													
134	<p>Selanjutnya kalian dapat menggunakan “come”</p>			√										
135	<p>Okay sekarang sudah ada 3 ekspresi yang dapat kalian gunakan yaitu let’s go, do you want, and come with me</p>							√						
136	<p>Lainnya ada di buku penjelasannya, saya jelaskan hal-hal umum saja, yang biasa sehari hari dapat kalian praktekan.</p>		√											





137	Is it clear in your screen?	√																
138	Apakah kalian dapat melihat dengan jelas materi yang saya bagikan?	√																
139	Okay, now we will learn how to give instruction		√															
140	Giving berasal dari kata give yang artinya memberi		√															
141	Biasanya ekspresi ini terdiri dari command, showing steps, reminder, daily request			√														
142	Sudah jelas ya?	√																
143	Kita juga punya rules kapan sih							√										





	dikategorikan menjadi verbal sentence dan nominal sentence.																		
151	"The room is too hot", what will you say to your friend?	√																	
152	Raise your button first, nanti saya tunjuk				√														
153	Okay very good									√									
154	Now, have you understood about how to invite and instruct someone?	√																	
155	Because the time is up. We have to end this class		√																







	kameranya													
168	Now, I'll give you 2 minutes to read the material on google classroom.		√											
169	Pertama, kalian diharapkan untuk bisa mengaplikasikan teks-teks interpersonal yang dimana mengajak, meminta ijin dan mampu meresponnya serta memberikan instruksi			√										
170	Kedua, kalian diharapkan dapat membuat atau menyusun teks singkat			√										



	yang berhubungan dengan ketiga materi tadi																		
171	Seperti yang sudah kalian pelajari disana, kita bisa menggunakan "let's"		√																
172	Seperti yang dikatakan teman kalian tadi "let's pray" juga termasuk ekspresi ajakan				√														
173	Kemudian responnya bisa "sure, let's"		√																
174	Selain itu juga kita bisa katakan "do you want to...?"		√																
175	Kalian juga bisa menggunakan		√																







182	Wah, sudah bisa ya semua. sudah benar									√				
183	What will you say if I say "I'm bored"?											√		
184	Wow, that's good idea													√
185	Would you like to open your camera?	√												
186	Can you repeat once again?	√												
187	Okay, good											√		
188	Now, is it clear?	√												
189	I think it's enough ya. We will meet next meeting		√											
	TOTAL	7	13	0	2	1	0	0	0	2	0	0	2	4

## Appendix 3

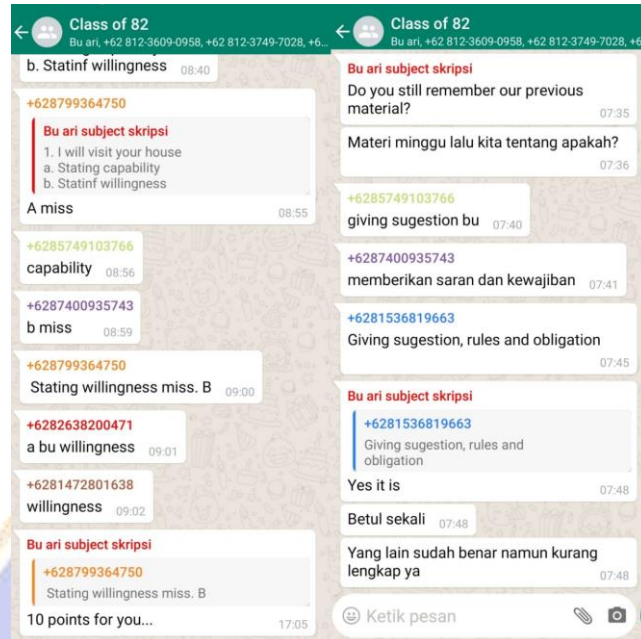
### EVIDENCE IN THE FIELD 3



Data of the Result of Interview with The Teacher through Whatsapp

## Appendix 4

### EVIDENCE IN THE FIELD 4



Data of Classroom Language Function that Appears after Student Responses



Data of Classroom Language Function that Appears before Student Responses

## Appendix 5

### Approval Letter



KEMENTERIAN PENDIDIKAN, KEBUDAYAAN, RISET DAN TEKNOLOGI  
**UNIVERSITAS PENDIDIKAN GANESHA**  
FAKULTAS BAHASA DAN SENI

Jalan A. Yani No. 67 Singaraja Bali Kode Pos 81116  
Telepon (0362) 21541 Fax. (0362) 27561  
Laman: fbs.undiksha.ac.id

Nomor : 2989/UN48.7.1/DT/2021

25 Oktober 2021

Perihal : **Permohonan Izin Penelitian**

Yth. Kepala SMP Negeri 2 Amlapura  
di Karangasem

Dalam rangka pengumpulan data untuk menyelesaikan Skripsi/Tugas Akhir, dengan hormat kami mohon agar Bapak/Ibu mengizinkan mahasiswa di bawah ini:

Nama : Ida Ayu Puspitha Pradnya Hapsari Oka  
NIM : 1812021151  
Jurusan : Bahasa Asing  
Program Studi : Pendidikan Bahasa Inggris  
Jenjang : S1  
Tahun Akademik : 2021/2022  
Judul : Classroom Language Used by EFL Teacher during Distance Learning: An Analysis of Choice and Function in SMPN 2 Amlapura

untuk mencari data yang diperlukan pada institusi yang Bapak/Ibu pimpin. Atas perhatian dan bantuan Bapak/Ibu, kami ucapkan terima kasih.



**Dr. Dewa Putu Ramendra, S.Pd., M.Pd.**  
NIP. 197609022000031001

Tembusan:

1. Dekan FBS Undiksha Singaraja
2. Kaprodi. Bahasa Asing
3. Sub Bagian Pendidikan FBS