

APPENDICES

Appendix 1 Data from Interview

Teacher 1

Theory	Dimension	Questions
Muslimin and Harintama (2020)	Online learning requires preparation	<p>How do you prepare your online learning?</p> <p>Result: According to the experience of the first subject regarding preparing for online learning, she stated that the preparations were carried out such as preparing material for the LMS, looking for material sources on Youtube and then directing students to check the material on the LMS.</p> <p>Do you face difficulties in planning your instruction?</p> <p>Result: In planning the instruction for students the first subject stated that she has difficulties in planning an instruction during online learning and teaching.</p> <p>If you faced difficulties, what are they?</p> <p>Result: The difficulties that found by the first subject such as when she conducted an online teaching process and have explained the material but the students still have difficulty in understanding the instructions and materials, therefore in that situation she needs to explain the learning material for couple of times with the existing limitations, namely only via chat using the Whatsapp group because the first subject is less able to apply technology in online teaching during the pandemic situation and the limitation of time.</p> <p>How do you cope with the difficulties?</p> <p>Result: In that situation the first subject stated that she would contact students personally by using Whatsapp to ask in more detail about the problems that they faced and gave an</p>

		alternative solution.
Nortvig et al., (2018)	Teachers should master the technology in teaching online	<p>Are you able to operate technology for teaching online?</p> <p>Result: Based on the interview that has been done the first subject stated that she cannot operate technology during her online teaching.</p> <p>If you are able, how do you operate them?</p> <p>Result: She cannot operate technology in her online teaching during the pandemic situation. She said that she still asks and needs the help of others to operate the technology and still has to repeatedly try to operate the technology. She also admits that she has very little knowledge and ability in operating technology during online teaching.</p> <p>Did you face difficulties in operating technology for teaching English online?</p> <p>Result: Based on the interview that has been carried out the first subject stated that she faced difficulties in operating technology during teaching online process such as the first subject do not understand how to operate and apply LMS and the needed technologies into the online teaching process</p> <p>Besides that, the first subject also felt The LMS used, namely Melajah.id, was a little complicated at the beginning and the students were less active and enthusiastic about accessing the LMS. That is the reason why the first subject did not use the LMS too much and used Whatsapp more.</p> <p>Due to limitations in applying technology during online teaching, the first subject uses virtual class not very often, the limitation is that the first subject does not understand how to hold a virtual class during an online situation.</p> <p>How do you cope with the difficulties?</p> <p>Result: Due to the limitation that the first subject has, in overcoming this situation she used Whatsapp more in conducting online learning and teaching</p>

Sofyan et al., (2020).	Technical difficulties	<p>Did you face technical difficulties?</p> <p>Result: Based on the interview that has been carried out the first subject stated that she found technical difficulties during the online teaching process.</p> <p>What are they?</p> <p>Result: The technical difficulties found by the first subject such as a laptop that often lags, an LMS that often crashes, and a bad signal.</p> <p>Did these technical difficulties bother the learning process?</p> <p>Result: Yes it definitely can bother the teaching process.</p> <p>Why do you think so?</p> <p>Result: That is because it is a basic component and supporting tools in conducting online teaching processes.</p> <p>How did you deal with these difficulties?</p> <p>Result: The first subject stated that she only used Whatsapp to overcome that situation.</p>
------------------------	------------------------	---

Teacher 2

Theory	Dimension	Questions
Muslimin and Harintama (2020)	Online learning requires preparation	<p>How do you prepare your online learning?</p> <p>Result: According to the experience of the second subject regarding preparing for online learning, she stated that the preparations were carried out just looking for material sources using Youtube and then providing those materials on LMS (melajah.id).</p> <p>Do you face difficulties in planning your instruction?</p> <p>Result: In planning the instruction for students the second subject stated that she has difficulties in planning an instruction during online learning and teaching process.</p>

		<p>If you faced difficulties, what are they?</p> <p>Result: The difficulties found by the second subject is that it is difficult to choose the right approach to teach English during online settings and she felt confused about how to make the online teaching and learning process more effective. She said that because of the online situation it made it difficult for her to direct and monitor the students.</p> <p>How do you cope with the difficulties?</p> <p>Result: In that situation the second subject stated that she searched the references about the effective activities and approaches through Youtube apart from training and workshops provided by the school.</p>
<p>Nortvig et al., (2018)</p>	<p>Teachers should master the technology in teaching online</p>	<p>Are you able to operate technology for teaching online?</p> <p>Result: Based on the interview that has been done the second subject stated that she cannot operate technology during her online teaching.</p> <p>If you are able, how do you operate them?</p> <p>Result: The second subject said that she is not quite able to operate technology into online teaching. She followed and applied step by step from the tutorial on Youtube about how to operate an LMS that is used and its technology.</p> <p>Did you face difficulties in operating technology for teaching English online?</p> <p>Result: The second subject felt that the LMS used is complicated and often faced error and unstable. The other difficulty encountered during online teaching that is difficult to direct students to try and use the LMS and also the technology that is used, therefore it takes a lot of time and a long process, besides that during daily tests sometimes the LMS used, namely melajah.id, has an error and unstable</p> <p>How do you cope with the difficulties?</p> <p>Result: In that situation the second subject stated that she attended training and workshop about the LMS used by the school but the school only provided training or workshop at</p>

		the beginning, after the workshop sometimes some problems still arise.
Sofyan et al., (2020).	Technical difficulties	<p>Did you face technical difficulties?</p> <p>Result: Based on the interview that has been carried out the second subject stated that she found technical difficulties during the online teaching process.</p> <p>What are they?</p> <p>Result: The technical difficulties found by the second subject such as she does not have a supported laptop that can be used to carry out online teaching because the laptop that the second subject had at that online situation was damaged. When doing online teaching and learning, the LMS often had errors and also faced bad internet connection, and before being assisted by the government the second subject had problems in internet quotas because the second subject had to use her personal quota at that time.</p> <p>Did these technical difficulties bother the learning process?</p> <p>Result: Yes it definitely can bother the learning process.</p> <p>Why do you think so?</p> <p>Result: That is because it is a basic component and supporting tools in conducting online teaching processes because of that of course it will make the online teaching will be less effective.</p> <p>How did you deal with these difficulties?</p> <p>Result: The second subject stated that she provide alternative solution by making study times more flexible and providing grace periods therefore, the students can still continue to follow learning and submit assignments</p>

Theory	Dimension	Questions
<p>Muslimin and Harintama (2020)</p>	<p>Online learning requires preparation</p>	<p>How do you prepare your online learning?</p> <p>Result: Based on the interview that has been conducted with the third subject regarding preparing for online learning, she stated that the preparations were carried out such as creating Whatsapp groups, providing Google forms, as well as coordinating students to enter LMS Melajah.id, providing quizzes, and also learning resources through Youtube.</p> <p>Do you face difficulties in planning your instruction?</p> <p>Result: In planning the instruction for students the third subject stated that she found difficulties in planning an instruction during online learning and teaching.</p> <p>If you faced difficulties, what are they?</p> <p>Result: Some students do not have mobile phones and have to borrow their parents' mobile phones to study. In that situation it is difficult to make the online learning and teaching process more effective. During the online teaching the third subject said that the students are not responsive, for example, when the mobile phone is broken but they did not confirm it and in the group that has been created they are also never active.</p> <p>How do you cope with the difficulties?</p> <p>Result: In solving the problem regarding the limitations of mobile phones owned by students, the third subject will not force students, if students already have a quota and can borrow mobile phones from their parents then they can follow the learning and submit the assignments and also the third subject work manually to collect the assignments from other teachers and the students can come to school to take those assignments, then the next week students come back to school to collect their assignments directly to the teacher and also the school does not provide facilitate, everything is done personally.</p>

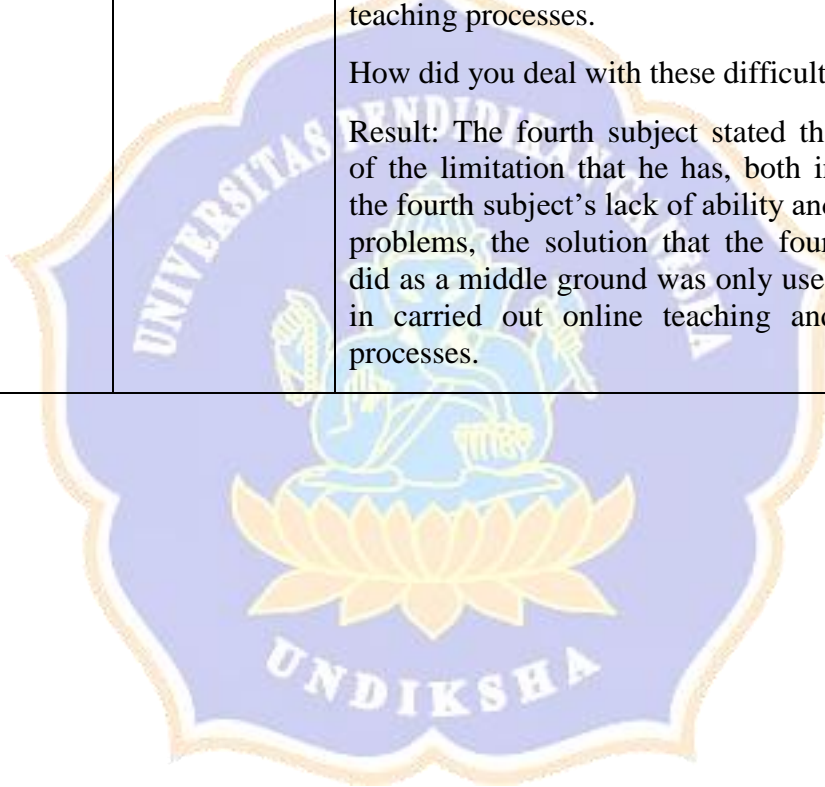
		<p>In addition, many students experience poor connections and minimal internet quotas. Because of that situation, many students did not participate in learning activities during the English lesson schedule.</p>
Nortvig et al., (2018)	Teachers should master the technology in teaching online	<p>Are you able to operate technology for teaching online?</p> <p>Result: Based on the interview that has been carried out the third subject stated that she is not too able to operate technology during her online teaching and often encounters problems or difficulties during online teaching.</p> <p>If you are able, how do you operate them?</p> <p>Result: The third subject stated that she operates the technology based on the training and workshops that have been provided by the school on how to operate the technology and LMS that used, as well as MGMP and cooperation with each other.</p> <p>Did you face difficulties in operating technology for teaching English online?</p> <p>Result: Based on the interview that has been carried out the third subject felt that the LMS used was too complicated because she does not understand how to operate and apply the LMS into the online teaching and learning process and the LMS used often faced an error. The third subject also faced difficulty is that students entered the username or password incorrectly because of that it need to be reset, it situation will take time and must be in line and then the online teaching and learning process will be hampered, beside that there are the lack of teachers that qualified who can solve the problem, namely only 3 teachers who quite qualified to solve this problem. In that case it can also be said to be a difficulty in preparing online teaching and learning during the Covid-19 pandemic, besides thatIn addition, during the 2 years of the online teaching and learning process, the third subject only held virtual classes (Zoom or Google meet) only three times because of those limitations.</p> <p>How do you cope with the difficulties?</p>

		<p>Result: In solving the problem regarding the wrong username and password entered by the students, the third subject will serve the students according to the incoming queue. Then when the LMS faced an error, the third subject usually directed the students to do a test and carried out the learning process by using the Whatsapp and Google form provided by the third subject as a backup medium.</p>
<p>Sofyan et al., (2020).</p>	<p>Technical difficulties</p>	<p>Did you face technical difficulties?</p> <p>Result: Based on the interview that has been carried out the third subject stated that she found technical difficulties during the online teaching process.</p> <p>What are they?</p> <p>Result: Based on the interview, the third subject stated that internet quota and signal are the main problem in operating and conducting online teaching process the other technical difficulties found by the third subject such as the laptop that often lags, an LMS that often crashes.</p> <p>Did these technical difficulties bother the learning process?</p> <p>Result: Yes it definitely can bother the learning process.</p> <p>Why do you think so?</p> <p>Result: That is because it is a basic component and supporting tools in conducting online teaching processes.</p> <p>How did you deal with these difficulties?</p> <p>Result: In overcoming all of the difficulties that faced by the third subject, during the online teaching process the third subject made a backup medium in the form of Google form as a preventive action if she encountered a situation where the LMS that is used faced an error.</p>

Theory	Dimension	Questions
<p>Muslimin and Harintama (2020)</p>	<p>Online learning requires preparation</p>	<p>How do you prepare your online learning?</p> <p>Result: According to the experience of the fourth subject regarding preparing for online learning, he stated that the preparations were carried out such as preparing material in LMS besides that he also prepares mentally because of the difference between offline learning and online learning.</p> <p>Do you face difficulties in planning your instruction?</p> <p>Result: In planning the instruction for students the fourth subject stated that he has difficulties in planning an instruction during online learning and teaching.</p> <p>If you faced difficulties, what are they?</p> <p>Result: The difficulties that were found by the fourth subject such as he did not have supporting devices because they were damaged, and faced the difficulty in controlling students during their online learning process because the fourth subject cannot see students' processes in learning and in doing their assignments. Is it true that they did it by themselves or not?</p> <p>How do you cope with the difficulties?</p> <p>Result: In that situation the fourth subject tried to treat and assess fairly all students by monitoring the estimated length of time for student work through LMS.</p>
<p>Nortvig et al., (2018)</p>	<p>Teachers should master the technology in teaching online</p>	<p>Are you able to operate technology for teaching online?</p> <p>Result: Based on the interview that has been done the fourth subject stated that he cannot operate technology during his online teaching and has lack ability in operating the needed technology.</p>

		<p>If you are able, how do you operate them?</p> <p>Result: He cannot operate technology in his online teaching during the pandemic situation. He said that he still asks and needs the help of others to operate the technology and still has to repeatedly try to operate the technology.</p> <p>Did you face difficulties in operating technology for teaching English online?</p> <p>Result: Based on the interview that has been carried out the fourth subject stated that he does not understand how to operate and apply the LMS into the online teaching and learning process and takes about three months to understand how to operate the LMS. In addition, due to the limited ability to operate technology, the fourth subject felt the LMS is too complicated, therefore the fourth subject did not use the LMS and then used WA more. It can be said that the third subject uses Whatsapp 80% and 20 % using LMS, Due to difficulties in understanding how to use LMS and technology in online teaching. The fourth subject decided to stop using the LMS used by schools. He did not very often conduct online teaching by using virtual class because he admitted that it was not facilitated by the school.</p> <p>How do you cope with the difficulties?</p> <p>Result: Due to the limitation that the fourth subject has in overcoming this situation he uses Whatsapp more in conducting online learning and teaching processes.</p>
Sofyan et al., (2020).	Technical difficulties	<p>Did you face technical difficulties?</p> <p>Result: Based on the interview that has been carried out the fourth subject stated that he found technical difficulties during the online teaching process.</p> <p>What are they?</p> <p>Result: The technical difficulties found by the fourth subject is that when provided and delivered material online sometimes it is very slow because the fourth subject has a bad connection and the laptop often lags apart from</p>

	<p>that the LMS used often experiences problems such as errors and is often unstable that is why he rarely accessed the LMS therefore fourth subject more often only use WA. In the process of teaching and learning online.</p> <p>Did these technical difficulties bother the learning process?</p> <p>Result: Yes it definitely can bother the learning process.</p> <p>Why do you think so?</p> <p>Result: That is because it is a basic component and supporting tools in conducting online teaching processes.</p> <p>How did you deal with these difficulties?</p> <p>Result: The fourth subject stated that because of the limitation that he has, both in terms of the fourth subject's lack of ability and technical problems, the solution that the fourth subject did as a middle ground was only use Whatsapp in carried out online teaching and learning processes.</p>
--	---



Appendix 2 Classroom Observation

PROCEDURE OF IMPLEMENTATION	ACTIVITIES	DESCRIPTION	Observed challenges/difficulties
Preparation	1). There is no preparation at all	-	It happened because of the limitation of time that was faced by the teacher in conducting the online teaching process.
TEACHING LEARNING PROCESS			
Introduction	1). Greeting	In this activity the captain of the class lead the greeting	Noise from vehicles in the teacher's audio is very disturbing, because the school is right next to the highway.
	2). Praying	In this activity the captain of the class lead the pray	Noise from vehicles in the teacher's audio is very disturbing, because the school is right next to the highway.
	3). Checking Attendance	The teacher checks students' attendance by calling the names of students one by one	The difficulty encountered was that students had difficulty in hearing the teacher's voice because of the noise from the vehicle and the teacher had to continue to speak loudly to call the names of students one by one.
Main activities			
	1). Explaining the material	The teacher explained the material only by using the textbook and	The difficulty was that the very loud noise from vehicles in the teacher's audio

		<p>PPT through a ZOOM meeting and continued by Whatsapp group. The material was about Greeting and Leave Taking</p> <p>The teacher did not give any exercises because it was the first time they had started a new material.</p>	<p>is very disturbing, because the school is right next to the highway. This situation made the learning process become less effective because the students felt difficult to hear the teacher's voice clearly.</p> <p>When explaining the material the teacher must repeat the previous learning material because the students do not understand. It happened because of the effect of online learning, that is why the teacher faced the difficulty to provide new material because the two materials are related.</p>
Assessment	1). Exercise by using some questions	The teacher provide continued activities by practicing questions at home by sending materials and questions in the Whatsapp group	This can happen because the limitation of time during the teaching and learning process, the difficulty that faced by the teacher that was the teacher felt difficult to control the students' learning process when they make their assignments at home because online situations like this make it difficult for the teacher to assess and control students' processes whether

			they are honest and correct or not.
Closure	Greeting and praying	This activities were led by the captain of the class	Noise from vehicles is very disturbing and due to limited time in the teaching and learning process the teacher did not provide feedback at the end of the class

PROCEDURE OF IMPLEMENTATION	ACTIVITIES	DESCRIPTION	Observed challenges/difficulties
Preparation	There was no preparation	-	It can be happened because the teacher only teach through Whatsapp
TEACHING LEARNING PROCESS			
Introduction	Greeting	In this activity the teacher lead the greeting	-
	Pray	In this activity the teacher lead the greeting	-
	Checking Attendance	The teacher checks students' attendance by sending a format of list of Attendance in Whatsapp group	-
Main activities			
	The teacher explained the material	The teacher explained the material only by using the textbooks	The students seem passive and not active during the learning process. This situation made it

		through Whatsapp and the material was about Greeting and Leave Taking	difficult for the teacher to transfer the material effectively.
	Practicing by using the questions	The teacher sent the question in whatsapp group and ask the students to answer those questions	The teacher felt it was difficult to make students want to answer questions and the students needed to be forced to answer the question. This situation made the teaching and learning process seem very passive.
Assessment	The teacher gives exercise on the textbook	The teacher instructed which page to be done by the students in the textbook.	-
Closure	Greeting and praying	This activities were led by the teacher	There is no feedback and summary of the lessons

PROCEDURE OF IMPLEMENTATION	ACTIVITIES	DESCRIPTION	Observed challenges/difficulties
Preparation	Prepare the textbook that was used and lesson tools	The teacher instructs students to open the chapter to be taught in the textbook and prepare lesson tools.	Some students do not understand the instructions given by the teacher because students do not know and understand the chapter's roman numerals that the teacher meant, and there were students who did not have the textbook that was used. The teacher only used

			a textbook because the teacher also does not understand how to use the needed technology and is still asking for help from others to apply the technology in the teaching process.
TEACHING LEARNING PROCESS			
Introduction	Greetings	In this activity the captain of the class lead the greeting	-
	Prayers	In this activity the captain of the class lead the pray	-
	Checking attendance	The teacher checks students' attendance by calling the names of students one by one	-
Main activities			
	The teacher explain the material	The teacher explained the material only by using the textbooks through Zoom Meeting the material was about Much and Many.	The teacher found it difficult to make the class more effective because she found it difficult in finding the right approach and method for online setting and students lack vocabulary and they are very passive.
	Students told their understanding	Students wrote their understanding of the material	Students still have to be forced to be active because they are very passive. Only 1

		being taught in their notebook and then the teacher asked them to speak up through virtually.	student is active, the rest are just spectators, and the teacher seems confused about how to make the teaching and learning process more effective.
	Practice in making a sentence	The teacher instructs students to make sentences about the material being taught and then show it on screen.	Students are completely passive. So they have to be forced, even if they are forced it is difficult for them to show their sentences. So the teacher has to appoint the students randomly however some students refuse to show their work because they can't and are afraid of being wrong.
Assessment	Students are asked to study material about song	The teacher gave a song from Michel Jackson with the title Heal The World that they must remember and learn because in the next meeting the teacher will conduct an assessment using the song.	-
Closure	Greeting and praying	This activities were led by the captain of the class	-

PROCEDURE OF IMPLEMENTATION	ACTIVITIES	DESCRIPTION	Observed challenges/difficulties
Preparation	Prepare the textbook that	The teacher instructs	-

	was used and lesson tools	students to open the chapter to be taught in the textbook and prepare lesson tools.	
TEACHING LEARNING PROCESS			
Introduction	Greeting	In this activity the teacher lead the greeting	-
	Pray	In this activity the teacher lead the greeting	-
	Checking Attendance	The teacher checks students' attendance by sending a format of list of Attendance in Whatsapp group	-
Main activities			
	The teacher explained the material	The teacher explained the material only by using the textbooks through Whatsapp group. The material was about Much and Many.	The teacher felt it was difficult to make the teaching process more effective because the students seemed confused with the teacher's instructions and explanations, besides that the students were more passive and lack of vocabulary.
	Practice in making a sentence	The teacher instructs students to make sentences about the material being taught.	The students lack of vocabulary.

	Students tell their work and their understanding	The teacher instructs students to show their work by sending their work in Whatsapp group and write their understanding of the material being taught on their notebook and then share their understanding	Students are completely passive. So they have to be forced, even if they are forced it is difficult for them to show their sentences. So the teacher has to appoint the students randomly however some students refuse to show their work because they can't and are afraid of being wrong.
Assessment	Students are asked to study material about song	The teacher gave a song from Michel Jackson with the title Heal The World that they must remember and learn because in the next meeting the teacher will conduct an assessment using the song.	-
Closure	Greeting and praying	This activities were led by the teacher	There is no feedback and summary of the lessons

PROCEDURE OF IMPLEMENTATION	ACTIVITIES	DESCRIPTION	Observed challenges/difficulties
Preparation	There was no preparation	-	-
TEACHING LEARNING PROCESS			
Introduction	Greeting	In this activity the captain of the class lead the pray	The teacher still needs to guide the students on how to greet someone in

			English.
	Praying	In this activity the captain of the class lead the pray	The teacher still guides and dictates to the students how to pray by using the English language.
Main activities			
	The teacher explained the material	The teacher explained the material only by using the textbooks through Zoom and the material was about Time.	The teacher found it difficult to make students more focused In addition, the position of the school next to the highway made it difficult for the teacher to make her voice be heard clearly by students. If the teacher fails to make students focus and engage students in the learning process it will be really difficult for the teacher to transfer the material to the students.
	Activity practice questions	The teacher gave questions related to the material to check students' understanding and the teacher asked the students to explore English vocabulary on the web. The teacher gave bonus points for students who wanted to answer the	The teacher found it difficult to make students want to answer questions because only a few students want to answer questions and the students need to be a little forced. The teacher has difficulty in directing students regarding the related material because they have

		question.	poor knowledge in vocabulary.
	Reading activity	The teacher and students read a story together where the teacher read first and then repeated by the students	<p>The teacher found the difficulty, namely the teacher was very difficult to make the voice be heard clearly by the students because of the noise from the vehicles in the teacher's audio.</p> <p>Students still lack of vocabulary. In that situation it was a bit difficult to read the English text.</p> <p>Those difficulties make the teacher struggle more in the teaching process.</p>
	Practice in making a sentence	The teacher read the sentences that are used to practice, then instructs the students to practice making sentences	Students still lack of vocabulary. The teacher also faced difficulty in time limitation
Assessment	Continue the unfinished practice	The teacher instructed the students to continue their unfinished practice during their learning process at home.	Limitation of time

	Give another assignment on students' textbook	In addition, the teacher instructed the students which page must be done by the students directly when teaching.	It can happen because the teacher felt that LMS is too complicated, that is why the teacher preferred that way rather than using the LMS.
Closure	Greeting and praying	This activities were led by the captain of the class	Noise from vehicles is very disturbing and due to the limitation of time in the teaching and learning process the teacher does not provide feedback at the end of the class.

PROCEDURE OF IMPLEMENTATION	ACTIVITIES	DESCRIPTION	Observed challenges/difficulties
Preparation	There was no preparation	-	It can happened because the teacher only teach through Whatsapp
TEACHING LEARNING PROCESS			
Introduction	Greeting	In this activity the teacher lead the greeting	-
	Pray	In this activity the teacher lead the greeting There is no special introduction, the objectives and benefits of learning are also not	-

		conveyed by the teacher	
Main activities			
	The teacher explained the material	The teacher explained the material only by using the textbooks by using Whatsapp and the material was about Time.	The teacher found it was difficult to make students more focused and engage the students in their learning process. The students are not responsive during the discussion it situation made the learning process seem passive
	Checking students' homework	This activity is carried out by conducting the discussion regarding their homework through Whatsapp group.	Some students still have misunderstandings, because of that the teacher must still guide those who are still misunderstanding.
	Practice using questions	The teacher gave questions related to the material to check students' understanding and gave bonus points for students who wanted to answer the questions.	The teacher felt it was difficult to make students want to answer questions because there are only a few students that want to give the response to the teacher's questions and have to be a little forced.
Assessment	Give the students some questions	The teacher instructs the students to draw a picture of the clock that shows the time according to the questions given	-

Closure	Greeting and praying	This activities were led by the teacher	The teacher did not gave the students feedback and summarize the lesson
---------	----------------------	---	---

PROCEDURE OF IMPLEMENTATION	ACTIVITIES	DESCRIPTION	Observed challenges/difficulties
Preparation	There was no preparation	-	It can happened because the teacher only teach through Whatsapp
TEACHING LEARNING PROCESS			
Introduction	Greeting	-	Because the teacher was late in starting the lesson and immediately started the main activities due to the limitation of time
	Pray	-	Because the teacher was late in starting the lesson and immediately started the main activities due to the limitation of time
Main activities	Categorize the information about Time through Whatsapp	The teacher instructs students to categorize the information in the textbook by made their own tables in their notebooks The teacher	The teacher found the difficulty to make teaching and learning processes more effective because during this activity students often misspell in writing English vocabulary.

		gave the example or format of the table by sent a file through Whatsapp as media (there is no technology in it).	
	Ask the students to share their work	Then the teacher asks students to share their work one by one in Whatsapp group.	Students still have to be forced and appointed to share their results.
Assessment	There is no assignment for the students	-	It can be happened because for the next meeting the teacher will hold a test
Closure	Greeting and praying	This activities were led by the teacher	The teacher did not gave the students feedback and summarize the lesson

PROCEDURE OF IMPLEMENTATION	ACTIVITIES	DESCRIPTION	Observed challenges/difficulties
Preparation	There is no specific preparation	The teacher only instructs the students to prepare textbooks, mobile phones, stationery, and look at the lesson plan.	-
TEACHING LEARNING PROCESS			
Introduction	Greeting	In this activity the captain of the class lead the greeting	Students do not understand how to say greetings independently using

			English, in this situation the teacher still has to guide and dictate to students.
	Praying	In this activity the captain of the class lead the pray	Students do not understand how to pray independently using English, in this situation the teacher still has to guide and dictate to students. There is no special introduction, the objectives, and benefits of learning are also not conveyed by the teacher
	Invite students to remember previous lessons	The teacher invites students to remember the previous lesson by asked some questions related to the material	The teacher encountered difficulties where students are very passive and the class becomes less effective.
Main activities			
	Checking students' homework	The teacher checks the student's homework that has been given previously by calling the name of the students randomly because of the limitation of the time	The teacher encountered difficulties where students are very passive and the class becomes less effective.
	Teacher explained the material	The teacher explained the material as usual with the help of his module that has	Some students don't have quota, so they left the Zoom meeting earlier

		been made by the teacher and textbook, the material was about Recount Text. This online learning process was conducted through Zoom Meeting.	The teacher cannot share screen the PPT due to the limitation that the teacher has, therefore learning is less effective
	Practice using questions	The teacher gave questions in the form of link video from Youtube that related to the material to check students' understanding and gave bonus points for students who were able to answer.	Some of students faced bad internet connection and internet quota
Assessment	The teacher gave an assessment in the form of link video from youtube	The teacher instructs students to take a note of their understanding and information contained in the video and then present it next week	-
Closure	Greeting and praying	This activities were led by the captain of the class	The teacher summarize the lesson

PROCEDURE OF IMPLEMENTATION	ACTIVITIES	DESCRIPTION	Observed challenges/difficulties
Preparation	There is no specific	The teacher only instructs	It can be happened because the teacher

	preparation	the students to prepare textbooks and stationery.	conducted the online teaching and learning process through Whatsapp group
TEACHING LEARNING PROCESS			
Introduction	Greeting	In this activity the teacher lead the greeting	-
	Praying	In this activity the teacher lead the praying	-
	Invite students to remember previous lessons	The teacher invites students to remember the previous lesson by asked some questions related to the material	The teacher encountered difficulties where students are very passive and the class becomes less effective.
Main activities			
	Teacher explained the material	The teacher explained the material as usual with the help of textbook through Whatsapp. The material was about Recount Text The teacher explain the material while asking students so that students can engage in the learning process When	Students in the class are passive. Teacher is less able to provide effective stimulation to make the students more active in learning process Some students don't have quota so some students can't join the learning process

		explaining learning materials the teacher instructs students to use their mobilephone to translate vocabulary that they didn't know	
	Categorize the information	The teacher instructed students to categorize the information in the textbook by made their own tables in their notebooks Then the teacher asked the students share the results of their work	Only few students want to give a response to the teacher's instruction and need to be forced to share their work
Assessment	The teacher gave link video from Youtube as an assignment at home	The teacher instructs students to write down the information and their understanding contained in the video.	-
Closure	Greeting and praying	This activities were led by the captain of the class	There was no feedback at the end of the class

PROCEDURE OF IMPLEMENTATION	ACTIVITIES	DESCRIPTION	Observed challenges/difficulties
Preparation	There is no specific	The teacher only instructs	-

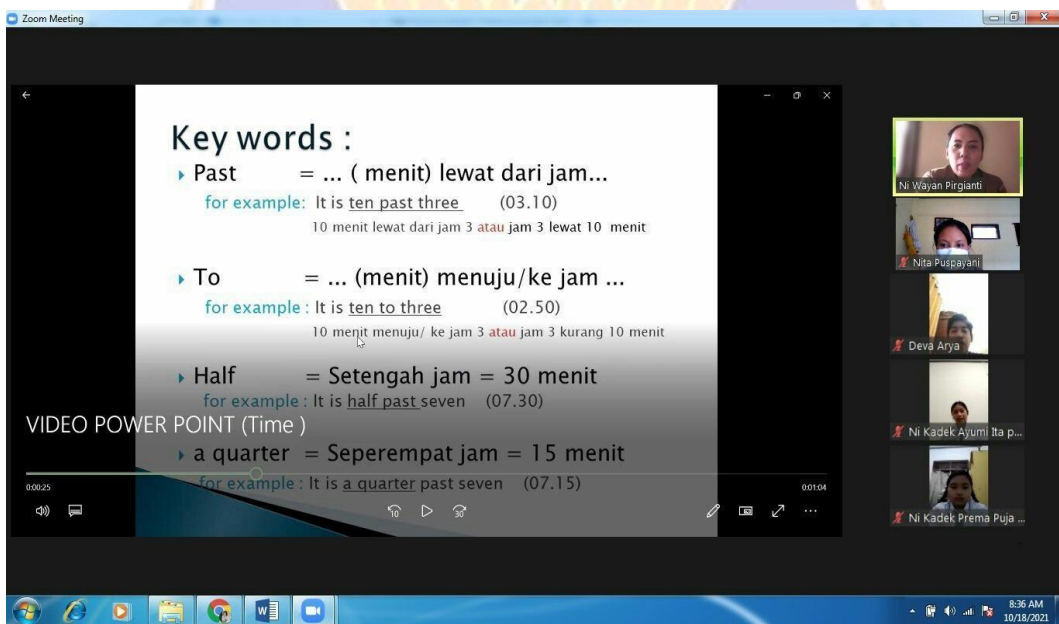
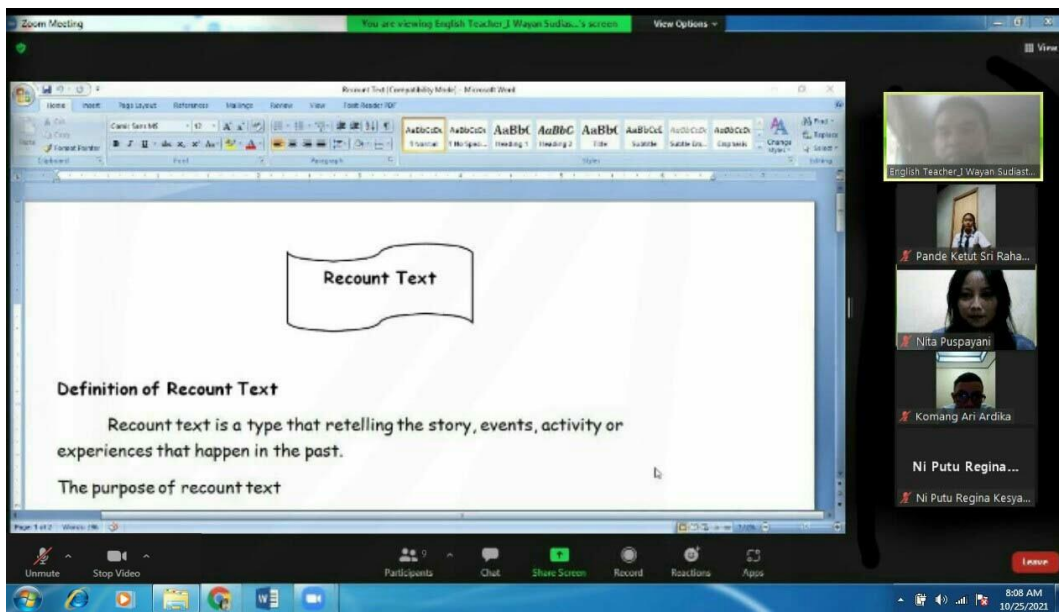
	preparation	the students to prepare textbooks, mobile phones, and stationery. The teacher look at lesson plan	
TEACHING LEARNING PROCESS			
Introduction	Greeting	In this activity the teacher lead the greeting	-
	Praying	In this activity the teacher lead the praying	-
	Checking Attendance	The teacher checks students' attendance by sending a format of list of Attendance in Whatsapp group	-
Main activities			
	The teacher explained the material	The teacher explained the material only by using the textbooks through Whatsapp and the material was about Recount Text	The teacher found it difficult to keep students in track. Students' responses are very passive
	Get to know examples of Recount Text	The teacher gave the link of video about Recount Text and then instructs students to use	There are some students who do not have internet quota so that learning was less effective

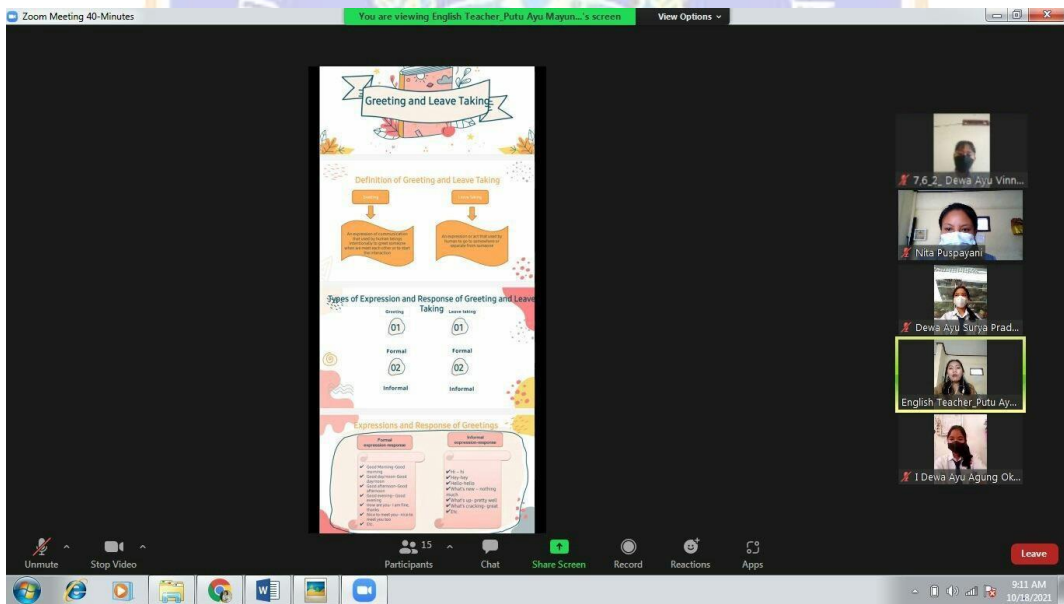
		their mobilephones to see examples of Recount Text via youtube	
	Take a note about the information from youtube given	The teacher instructs the students to make notes about the information contained in the video in their notebook	Some of students face internet connection
Assessment	Ask the students to present the results of the work that has been made	The teacher instructs students to present their work in the form of video.	-
Closure	Greeting and praying	This activities were led by the captain of the class and give the students feedback	The teacher give the students feedback and summarize the lesson

PROCEDURE OF IMPLEMENTATION	ACTIVITIES	DESCRIPTION	Observed challenges/difficulties
Preparation	There is no specific preparation	-	It can happened because the teacher only teach through Whatsapp
TEACHING LEARNING PROCESS			
Introduction	Greeting	In this activity the teacher lead the greeting	-

	Praying	In this activity the teacher lead the greeting	-
Main activities			
	Teacher explained the material	<p>The teacher explained the material by using the textbook and link video from Youtube through Whatsapp and the material was about Recount Text</p> <p>The teacher ask the students to access the given video link</p>	Some students are not active in their class, they only take attendance but do not appear during the learning process, in addition some students experience bad internet connection when accessing the link provided.
	Inform the information contained in the video	The teacher instructs students to explain briefly the information and their understanding based on the video from YouTube in Whatsapp group	The teacher felt difficult to make students want to share their understanding and the students need to be forced at that time. That situation made teaching and learning process seem very passive. They also lack of vocabulary.
	The teacher emphasized the material	This activity is carried out by explaining more deeply the material being taught using the answers/responses that have been given by students in the Whatsapp group	The material cannot be explained until it is finished because of the limitation of time. The teaching and learning process also more teacher centre.

Assessment	1) There was no assignment		
Closure	Greeting and praying	This activities were led by the teacher	The teacher did not gave the students feedback and summarize the lesson





Appendix 3 Approval Letter



KEMENTERIAN PENDIDIKAN, KEBUDAYAAN, RISET DAN TEKNOLOGI

UNIVERSITAS PENDIDIKAN GANESHA

FAKULTAS BAHASA DAN SENI

Jalan A Yani No. 07 Singaraja Bali Kode Pos 81116

Telepon: (0362) 21541 Fax: (0362) 27561

Laman: fbs.undiksha.ac.id

Nomor : 2898/UN48.7.1/DT/2021

18 Oktober 2021

Perihal : **Permohonan Izin Penelitian**

Yth. Kepala SMP Negeri 1 Banjarangkan
di Klungkung

Dalam rangka pengumpulan data untuk menyelesaikan Skripsi/Tugas Akhir, dengan hormat kami mohon agar Bapak/Ibu mengizinkan mahasiswa di bawah ini:

Nama	: Ni Luh Sri Nita Puspayeni
NIM	: 1812021094
Jurusan	: Bahasa Asing
Program Studi	: Pendidikan Bahasa Inggris
Jenjang	: S1
Tahun Akademik	: 2021/2022
Judul	: AN ANALYSIS OF THE IMPLEMENTATION OF ENGLISH TEACHING AND THE DIFFICULTIES FACED BY TEACHERS DURING COVID-19 PANDEMIC AT SMP N 1 BANJARANGKAN

untuk mencari data yang diperlukan pada institusi yang Bapak/Ibu pimpin. Atas perhatian dan bantuan Bapak/Ibu, kami ucapkan terima kasih.



Dr. Dewa Putu Ramendra, S.Pd., M.Pd.
NIP. 197609022000031001

Tembusan:

1. Dekan FBS Undiksha Singaraja
2. Kaprodi. Bahasa Asing
3. Sub Bagian Pendidikan FBS