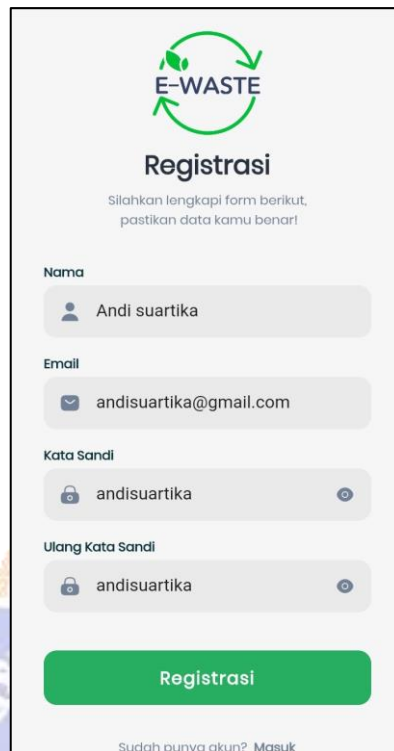
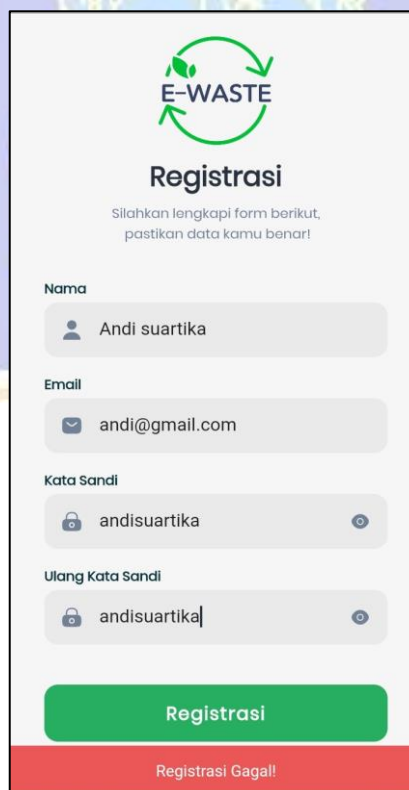


Lampiran 1 Proses registrasi pada aplikasi *mobile*



The screenshot shows the registration page of the E-WASTE mobile application. At the top, there is a green circular logo with a recycling symbol and the text "E-WASTE". Below the logo, the word "Registrasi" is displayed in bold. Underneath, a subtitle reads "Silahkan lengkapi form berikut, pastikan data kamu benar!". The form consists of four input fields: "Nama" with the value "Andi suartika", "Email" with "andisuartika@gmail.com", "Kata Sandi" with "andisuartika", and "Ulang Kata Sandi" with "andisuartika". Each field has a small icon on the left and a toggle on the right. At the bottom of the form is a green button labeled "Registrasi". Below the button, there is a link that says "Sudah punya akun? Masuk".

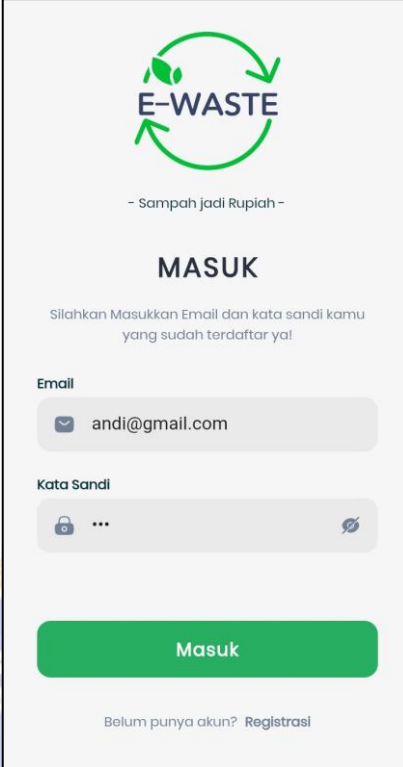
Gambar 47 Proses Registrasi Pada Aplikasi Mobile



This screenshot shows the same registration page as Gambar 47, but with a failed registration. The form fields are filled with "Andi suartika", "andi@gmail.com", "andisuartika", and "andisuartika". The green "Registrasi" button is present, but a red banner at the bottom of the screen displays the text "Registrasi Gagal!".

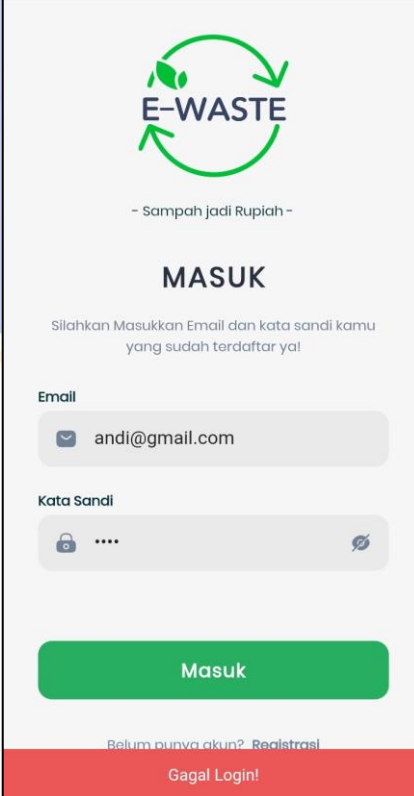
Gambar 48 Proses Registrasi Gagal Pada Aplikasi *Mobile*

Lampiran 2 Proses *Login* pada aplikasi *mobile*



The screenshot shows the E-WASTE mobile application login screen. At the top, there is a logo consisting of a green circular arrow with a leaf inside, and the text "E-WASTE" below it. Underneath the logo is the slogan "- Sampah jadi Rupiah -". The main heading is "MASUK" in bold. Below the heading is the instruction "Silahkan Masukkan Email dan kata sandi kamu yang sudah terdaftar ya!". There are two input fields: "Email" with the value "andi@gmail.com" and "Kata Sandi" with a masked password "....". A green "Masuk" button is positioned below the input fields. At the bottom, there is a link "Belum punya akun? Registrasi".

Gambar 49 Proses *Login* Pada Aplikasi *Mobile*



This screenshot is identical to the one above, showing the E-WASTE mobile application login screen. However, at the bottom of the screen, there is a red banner with the text "Gagal Login!" in white, indicating that the login attempt was unsuccessful. The rest of the interface, including the logo, slogan, heading, instruction, input fields, and "Masuk" button, remains the same.

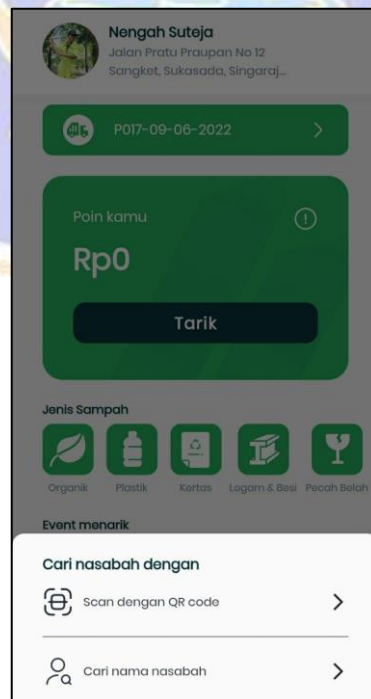
Gambar 50 Proses Gagal *Login* Pada Aplikasi *Mobile*

Lampiran 3 Proses verifikasi pengguna menjadi nasabah




Gambar 51 Proses Verifikasi Pengguna

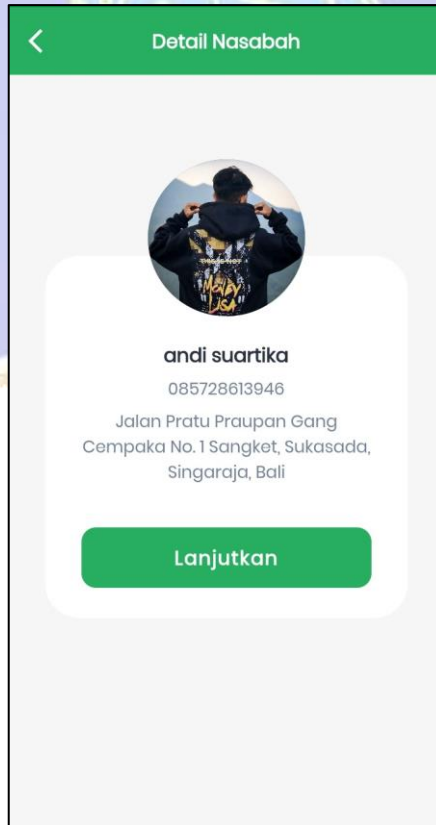
Lampiran 4 Proses transaksi data tabungan dan iuran sampah nasabah oleh petugas.



Gambar 52 Proses Transaksi Dengan *QR Code* atau Pencarian Nasabah



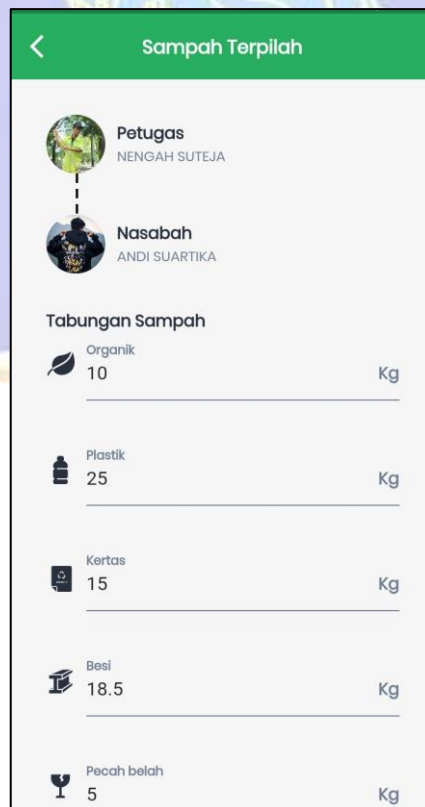
Gambar 53 Proses Transaksi *Scan QR Code* Nasabah



Gambar 54 Proses Transaksi Detail Nabah



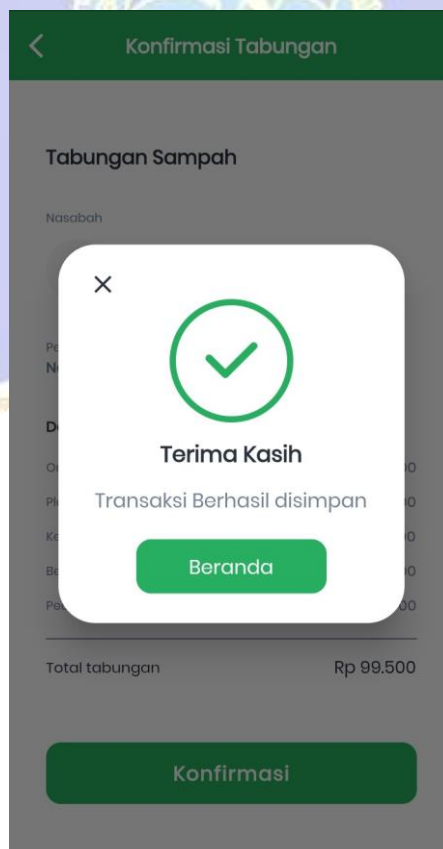
Gambar 55 Proses Transaksi Jenis Sampah Nasabah



Gambar 56 Proses Transaksi *Input* Data Sampah

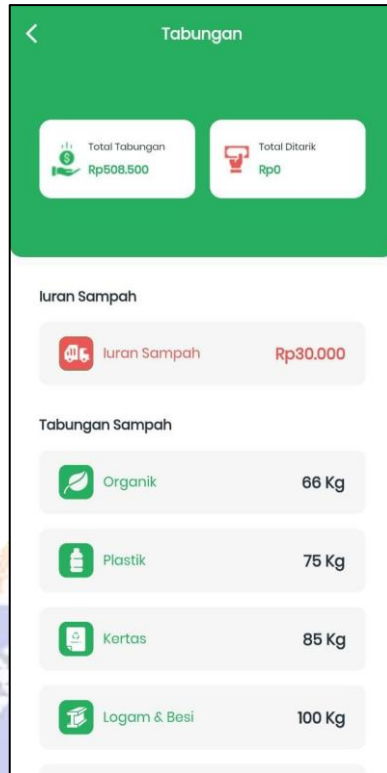


Gambar 57 Proses Transaksi Konfirmasi Transaksi Tabungan Nasabah

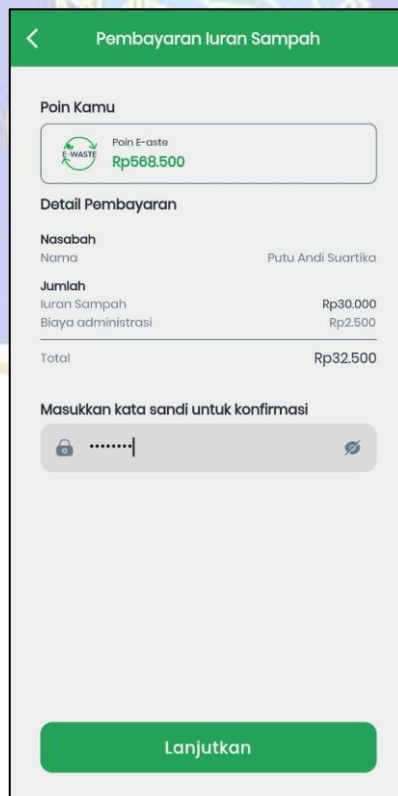


Gambar 58 Proses Transaksi Sampah Berhasil

Lampiran 5 Proses pembayaran iuran sampah nasabah

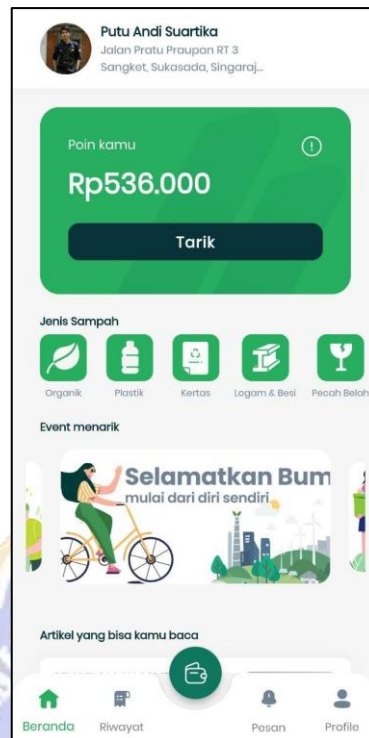


Gambar 59 Proses Pembayaran Iuran Halaman Tabungan

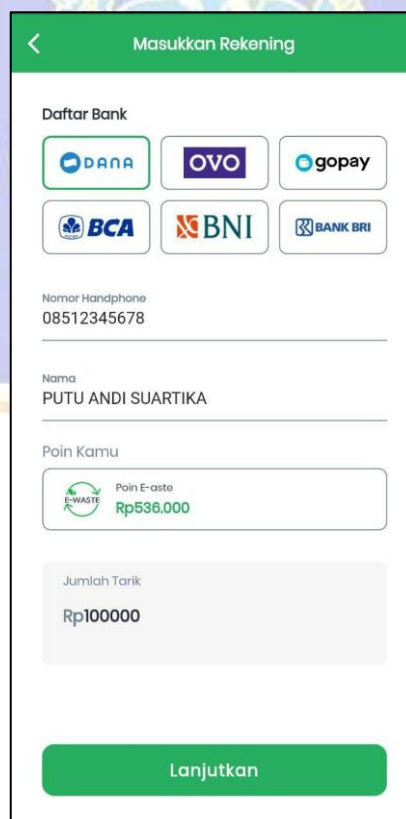


Gambar 60 Proses Pembayaran Iuran Konfirmasi Dengan Kata sandi

Lampiran 6 Proses penarikan poin pengguna



Gambar 61 Proses Penarikan Poin Tombol Tarik Pada Beranda



Gambar 62 Proses Penarikan Poin Form Rekening Penarikan

Masukkan Rekening

Daftar Bank


DANA
 OVO
 gopay

BCA
 BNI
 BANK BRI

Nomor Handphone
08512345678

Nama
PUTU ANDI SUARTIKA

Poin Kamu

 Poin E-waste
Rp536.000

Jumlah Tarik
Rp1000000

Poin anda tidak cukup *biaya admin Rp2.500

Lanjutkan

Gambar 63 Proses Penarikan Poin *Error* Poin Tidak Cukup

Konfirmasi

Detail Penarikan Poin

Penerima
 Nama: PUTU ANDI SUARTIKA
 Bank: DANA | 08512345678

Jumlah
 Penarikan poin: Rp100.000
 Biaya administrasi: Rp2.500

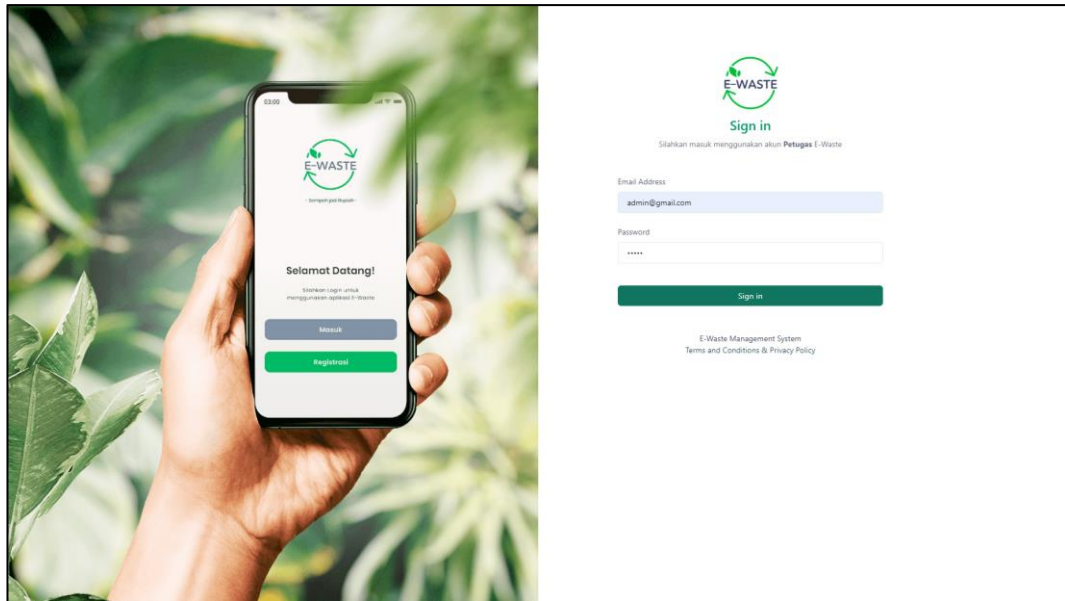
Total: Rp102.500

Masukkan kata sandi untuk konfirmasi

Lanjutkan

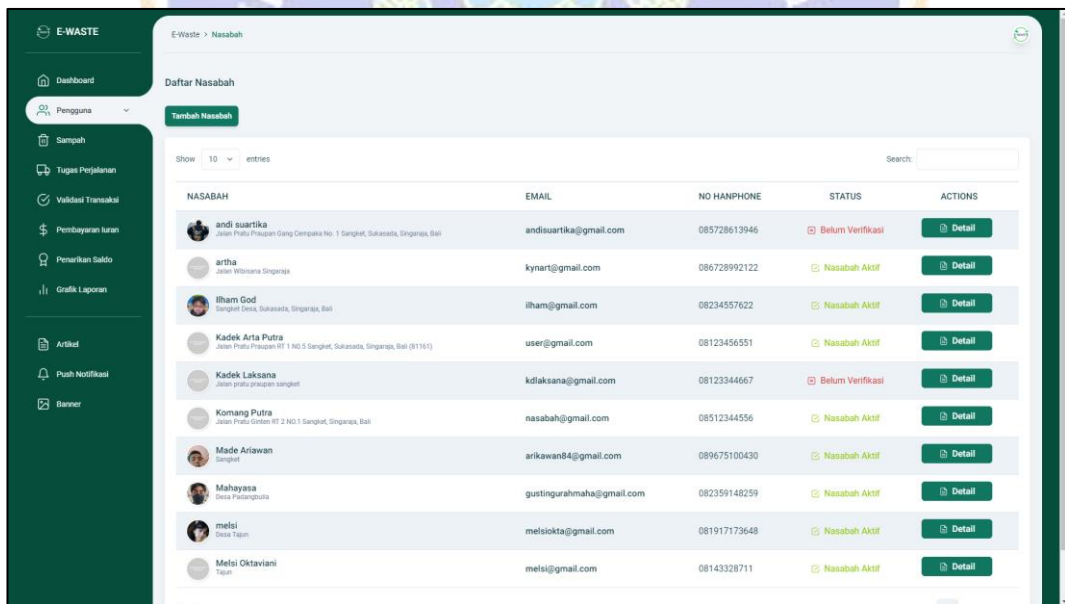
Gambar 64 Proses Penarikan Poin Konfirmasi Dengan Kata sandi

Lampiran 7 Proses login pada website

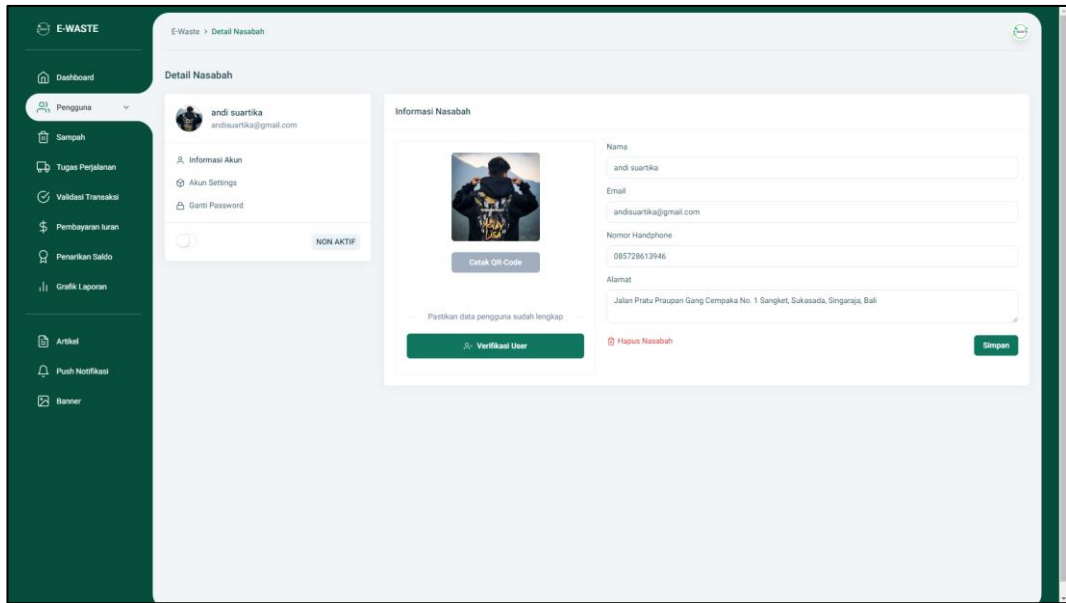


Gambar 65 Proses Login Pada Website

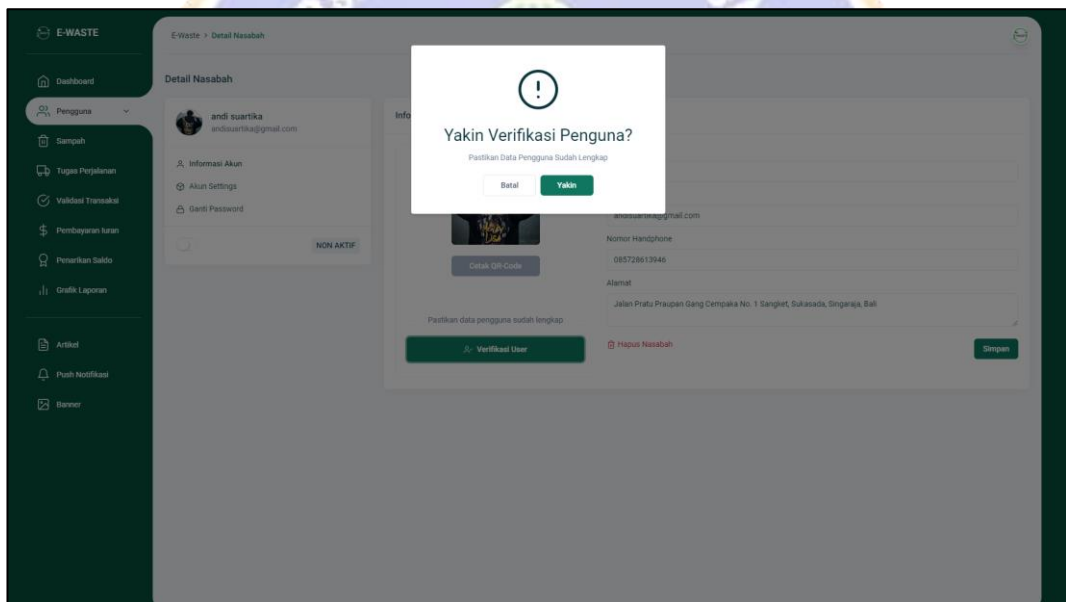
Lampiran 8 Proses verifikasi pengguna pada website



Gambar 66 Proses Verifikasi Pengguna Halaman Pengguna



Gambar 67 Proses Verifikasi Pengguna Halaman Detail Pengguna



Gambar 68 Proses Verifikasi Pengguna *Modal* Verifikasi

Lampiran 9 Proses *create* tugas perjalanan pada *website*

The screenshot displays the 'Tambah Tugas Perjalanan' (Add Travel Task) form in the E-WASTE system. The form includes a dropdown for 'Petugas' (Staff) set to 'Nengah Suteja', a date-time picker for 'Waktu Tugas' (Task Time) set to '10/06/2022 17:07', and a text field for 'Keterangan' (Description) containing 'Lingkungan Sangket RT 3'. There are 'Reset' and 'Simpan' (Save) buttons. Below the form is a table listing existing tasks.

PETUGAS	WAKTU TUGAS	WAKTU SELESAI	STATUS	ACTIONS
Nengah Suteja 08547882223	2022-05-28 07:30:00	2022-05-28 19:27:10	Selesai	[Icons]
Nengah Suteja 08547882223	2022-05-28 21:12:00	2022-05-28 21:28:35	Selesai	[Icons]
Nengah Suteja 08547882223	2022-05-29 01:29:00	2022-05-29 01:32:20	Selesai	[Icons]
Nengah Suteja 08547882223	2022-05-29 01:57:00	2022-05-29 01:59:17	Selesai	[Icons]
Nengah Suteja 08547882223	2022-05-29 02:07:00	2022-05-29 02:12:50	Selesai	[Icons]
Nengah Suteja 08547882223	2022-05-29 04:29:00	2022-05-29 04:35:52	Selesai	[Icons]
Nengah Suteja 08547882223	2022-05-29 22:43:00	2022-05-29 23:36:37	Selesai	[Icons]
Nengah Suteja 08547882223	2022-05-30 15:03:00	2022-05-30 15:08:05	Selesai	[Icons]

Gambar 69 Proses *Create* Tugas Perjalanan

This screenshot shows the same 'Tambah Tugas Perjalanan' form as in Gambar 69, but with a success message overlay. The message, 'Tugas Perjalanan Berhasil ditambahkan!' (Travel Task Successfully Added!), is displayed in a white box with a green circular icon. The background content is dimmed.

Gambar 70 Proses *Create* Tugas Perjalanan Berhasil

Lampiran 10 Proses validasi transaksi berdasarkan tugas perjalanan

The screenshot displays the 'Validasi Transaksi' (Transaction Validation) page in the E-WASTE system. The page is divided into two main sections: 'Validasi Transaksi' and 'Daftar Transaksi'.

Validasi Transaksi Section:

- P016-08-06-2022:** Lingkungan Sangket RT 3, Nengah Suteja (PETUGAS) DIKERJAKAN, 2022-06-08 16:56:00.
- P017-09-06-2022:** Sukasada, Nengah Suteja (PETUGAS) DIKERJAKAN, 2022-06-09 15:45:00.

Daftar Transaksi Section:

Shows 10 entries. Search:

PETUGAS	NASABAH	KODE PERJALANAN	JUMLAH	TANGGAL	JENIS TRANSAKSI	STATUS
Nengah Suteja	andi suartika	P001-28-05-2022	Rp.55,000	2022-05-28 17:19:59	TRANSAKSI MASUK	Selesai
Nengah Suteja	Iham God	P001-28-05-2022	Rp.59,250	2022-05-28 19:20:36	TRANSAKSI MASUK	Selesai
Nengah Suteja	andi suartika	P002-28-05-2022	Rp.49,000	2022-05-28 21:26:59	TRANSAKSI MASUK	Selesai
Nengah Suteja	putrana	P003-29-05-2022	Rp.98,500	2022-05-29 01:31:17	TRANSAKSI MASUK	Selesai
Nengah Suteja	putrana	P004-29-05-2022	Rp.36,500	2022-05-29 01:59:09	TRANSAKSI MASUK	Selesai
Nengah Suteja	Iham God	P005-29-05-2022	Rp.92,500	2022-05-29 02:08:30	TRANSAKSI MASUK	Selesai
Nengah Suteja	Iham God	P005-29-05-2022	Rp.50,500	2022-05-29 02:12:45	TRANSAKSI MASUK	Selesai
Nengah Suteja	Iham God	P007-29-05-2022	Rp.60,000	2022-05-29 22:45:08	TRANSAKSI MASUK	Selesai
Nengah Suteja	Iham God	P008-30-05-2022	Rp.55,500	2022-05-30 15:06:21	TRANSAKSI MASUK	Selesai
Nengah Suteja	Ngurah Sunitra	P009-30-05-2022	Rp.102,500	2022-05-30 19:41:00	TRANSAKSI MASUK	Selesai

Gambar 71 Proses Validasi Transaksi Pada Halaman Validasi Transaksi

The screenshot displays the 'Detail Validasi Transaksi' (Transaction Validation Detail) page for transaction P017-09-06-2022. The page shows the transaction details and a breakdown of the materials involved.

Detail Transaksi - P017-09-06-2022

Petugas: Nengah Suteja, Tanggal: 2022-06-09 15:45:00

TRANSAKSI MASUK

NASABAH	ORGANIK	PLASTIK	KERTAS	LOGAM/BESI	PECAH BELAH	JUMLAH
andi suartika	10 Kg	25 Kg	15 Kg	18 Kg	5 Kg	Rp.99,500
putrana	10 Kg	15 Kg	7 Kg	5 Kg	3 Kg	Rp.49,000
Ngurah Sunitra	15 Kg	25 Kg	12 Kg	10 Kg	6 Kg	Rp.83,500
melsi	10 Kg	23 Kg	17 Kg	14 Kg	8 Kg	Rp.92,500
Total Sampah: 253 Kg	45 Kg	88 Kg	51 Kg	47 Kg	22 Kg	Rp.323,500

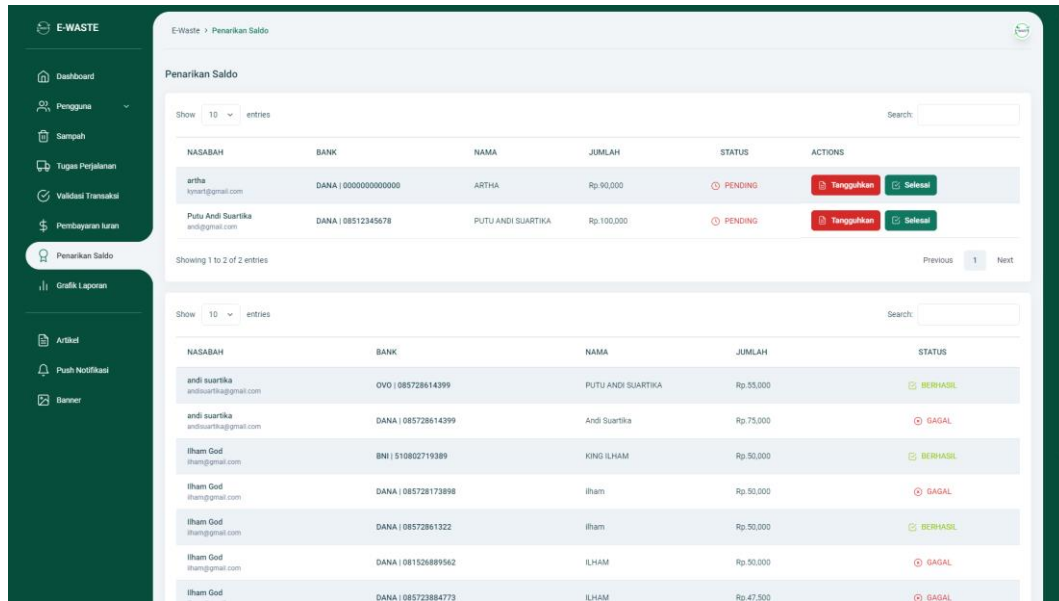
TRANSAKSI JURANG

NASABAH	SAMPAH CAMPURAN	JUMLAH
Nyoman Gotama	12 Kg	Rp.2,500
Total Sampah	12 Kg	Rp.323,500

Buttons: Tanggalkan Diterima

Gambar 72 Proses Validasi Transaksi Pada Halaman Detail Transaksi

Lampiran 11 Proses konfirmasi penarikan poin pengguna pada *website*



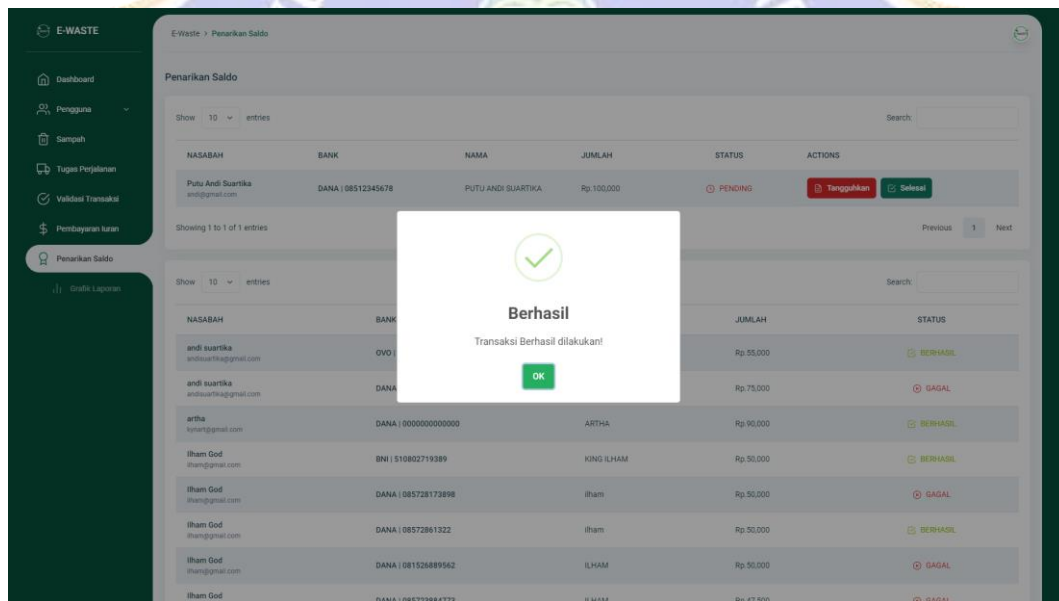
The screenshot displays the 'Penarikan Saldo' (Balance Withdrawal) page in the E-WASTE system. The page shows a list of transactions with columns for NASABAH, BANK, NAMA, JUMLAH, STATUS, and ACTIONS. Two transactions are currently in a 'PENDING' status.

NASABAH	BANK	NAMA	JUMLAH	STATUS	ACTIONS
Artha kyran@gmail.com	DANA 000000000000	ARTHA	Rp. 90,000	PENDING	Tanggguhkan Selesai
Putu Andi Suartika andiuartha@gmail.com	DANA 08512345678	PUTU ANDI SUARTIKA	Rp. 100,000	PENDING	Tanggguhkan Selesai

Showing 1 to 2 of 2 entries

NASABAH	BANK	NAMA	JUMLAH	STATUS
andi suartika andiuartha@gmail.com	OVO 085728614399	PUTU ANDI SUARTIKA	Rp. 55,000	BERHASIL
andi suartika andiuartha@gmail.com	DANA 085728614399	Andi Suartika	Rp. 75,000	GAGAL
Iham God iham@gmail.com	BNI 510802719389	KING ILHAM	Rp. 50,000	BERHASIL
Iham God iham@gmail.com	DANA 085728173898	Iham	Rp. 50,000	GAGAL
Iham God iham@gmail.com	DANA 08572861322	Iham	Rp. 50,000	BERHASIL
Iham God iham@gmail.com	DANA 081526889562	ILHAM	Rp. 50,000	GAGAL
Iham God iham@gmail.com	DANA 08572884773	ILHAM	Rp. 47,500	GAGAL

Gambar 73 Proses Konfirmasi Penarikan Poin




The screenshot shows the same 'Penarikan Saldo' page, but with a modal dialog box overlaid in the center. The dialog box contains a green checkmark icon, the text 'Berhasil' (Successful), and 'Transaksi Berhasil dilakukan!' (Transaction successfully performed!). There is an 'OK' button at the bottom of the dialog. The background content is dimmed.

Showing 1 to 1 of 1 entries

Berhasil
Transaksi Berhasil dilakukan!
OK

Gambar 74 Proses Konfirmasi Penarikan Poin Berhasil dilakukan

Lampiran 12 Usability Testing SUS dengan Google Form



Usability Testing Aplikasi E-Waste System Usability Scale (SUS)

Usability Testing aplikasi sistem pengelolaan bank sampah E-WASTE dengan menggunakan metode System Usability Scale (SUS)

Nama *

Teks jawaban singkat

Nama Instansi *

Sekolah, Kampus, atau Tempat Kerja

Teks jawaban singkat

Saya pikir saya akan sering menggunakan aplikasi ini. *

1 2 3 4 5

Gambar 75 Form Usability Testing SUS