

## APPENDICES

### Appendix 1. Sample of the Study

#### Tests of Normality

	Kolmogorov-Smirnov <sup>a</sup>			Shapiro-Wilk		
	Statistic	df	Sig.	Statistic	df	Sig.
SD No. 1 Lukluk	.126	27	.200*	.949	27	.203
SD No. 3 Penarungan	.121	27	.200*	.936	27	.098

\*. This is a lower bound of the true significance.

a. Lilliefors Significance Correction

#### Normality Test of the Samples

Based on the results of the normality test with Kolmogorov-Smirnov and Shapiro-Wilk, the significant value of the two samples was above 0.05. SD No. 1 Lukluk and SD No. 3 Lukluk has a significant value of 0.200 (Kolmogorov-Smirnov). At Shapiro-Wilk, SD No. 1 Lukluk has a significance value of 0.203 and SD No. 3 Lukluk has a significance value of 0.098. Because all results are above 0.05, it can be stated that the sample of this study is normally distributed.

#### Homogeneity Test of the Samples

#### Test of Homogeneity of Variances

		Levene Statistic	df1	df2	Sig.
Nilai siswa	Based on Mean	1.081	1	57	.303
	Based on Median	1.094	1	57	.300
	Based on Median and with adjusted df	1.094	1	56.991	.300
	Based on trimmed mean	1.091	1	57	.301

According to the results of the homogeneity test by using Levene Test, the significant value of the two samples was above 0.05 which was 0.303, thus it can be stated that the sample of this study is homogen.

## Appendix 2. Learning Motivation Through Game Playing Questionnaire

### Students' Learning Motivation Questionnaire through Game Playing

**Nama** :

**No** :

**Kelas** :

**Sekolah** :

#### Pentunjuk Pengisian Kuisisioner Motivasi Belajar

1. Bacalah setiap pernyataan berikut dengan teliti
2. Berilah tanda (v) pada salah satu respon yang telah disediakan terhadap setiap pernyataan di bawah ini.

Keterangan pada kolom respon:

SS = Sangat Setuju

TS = Tidak Setuju

S = Setuju

STS = Sangat Tidak Setuju

N = Netral

No	Pernyataan	Respon				
		STS	TS	N	S	SS
1.	Penggunaan teknologi saat belajar menambah motivasi saya.					
2.	Penggunaan teknologi sangat merepotkan digunakan ketika belajar.					
3.	Aplikasi pembelajaran berbasis <i>game</i> sangat menarik digunakan saat belajar.					
4.	Belajar menggunakan aplikasi <i>game</i> membuat saya semangat belajar dan tertantang untuk menang.					
5.	Aplikasi pembelajaran berbasis <i>game</i> tidak semenarik <i>game</i> biasa yang dilakukan sehari-hari di kelas.					
6.	Educandy mudah diakses bagi saya.					
7.	Educandy memiliki visual yang menarik perhatian saya.					

8.	Variasi <i>games</i> dalam Educandy mudah dimengerti dan dimainkan bagi saya					
9.	Variasi <i>games</i> dalam Educandy berkaitan dengan jenis soal yang sering saya temui ketika belajar bahasa Inggris.					
10.	Saya merasa tertantang dalam belajar bahasa Inggris menggunakan Educandy.					
11.	Belajar menggunakan Educandy dapat meningkatkan minat belajar bahasa Inggris saya.					
12.	Ketika belajar dengan Educandy ini memberikan suatu kepuasan tersendiri bagisaya.					
13.	Permainan Educandy ini membuat saya fokus belajar Bahasa Inggris					
14.	Saya merasa senang belajar Bahasa Inggris dengan Educandy.					
15.	Selama saya belajar Bahasa Inggris dengan bermain, saya merasakan percaya diri saya meningkat.					
16.	Setelah belajar dengan menggunakan Educandy, saya ingin tahu lebih banyak mengenai materi yang ada dip permainan tersebut.					
17.	Belajar menggunakan Educandy meningkatkan keinginan saya untuk belajar bahasa Inggris.					
18.	Belajar menggunakan Educandy sangat membingungkan bagi saya.					
19.	Belajar menggunakan Educandy, saya pahambagaimana permainan ini meningkatkan kemampuan bahasa inggris saya.					
20.	Saya sangat senang menyelesaikan tugas yangdiberikan pada permainan Educandy ini.					
21.	Setelah mendapatkan pengajaran ini, saya Tidak terlalu percaya diri bahwa					

	kemampuan Bahasa Inggris saya akan meningkat dengan sempurna.					
22.	Teknologi pendukung Educandy ini sangat merepotkan saya					
23.	Saya merasa tidak puas ketika selesai belajar dengan Educandy.					
24.	Isi permainan dari Educandy ini tidak ada yang berkaitan dengan hal yang sudah saya pelajari sebelumnya.					
25.	Saya merasakan bahwa saya tidak percaya diri dengan apa yang saya pelajari dari Educandy.					
26.	Belajar dengan menggunakan Educandy ini hanya akan membuang waktu dan tenaga saya.					
27.	Saya rasa guru memberikan pengarahan yang baik sehingga perhatian saya tidak terganggu.					
28.	Belajar menggunakan Educandy sangat membosankan sehingga saya tidak fokus dalam pelajaran yang diberikan.					
29.	Setelah belajar dengan Educandy, saya menemukan banyak hubungan antara materi ini dengan hal-hal di sekitar saya.					
30.	Tidak ada kaitan yang sangat jelas antara permainan yang diberikan dengan hal yang sudah saya ketahui/pelajari.					
31.	Saya tidak puas dengan Educandy karena tidak memberikan hasil yang berguna.					
32.	Saya merasa bahwa kepercayaan diri saya menurun setelah belajar dengan Educandy					
33.	Saya merasa cukup percaya diri bahwa Educandy ini memberikan banyak kosa kata baru yang belum pernah saya pelajari selamaini.					
34.	Saya tidak merasa puas dengan hasil yang saya berikan dengan pembelajaran menggunakan Educandy.					
35.	Saya merasa ingin mencoba permainan-permainan digital lain					

	yang bisa meningkatkan kemampuan bahasa Inggris saya.					
--	---	--	--	--	--	--



Appendix 3. Post-test before content validity and try out

Topic: **Shape**

I. Please choose the correct answers!

1. What shape is it?

- a. Rectangle
- b. Circle
- c. Oval
- d. Square



2. The shape of blackboard is...

- a. Triangle
- b. Rectangle
- c. Circle
- d. Square

3. t - o - p - n - e - a - n - g

The correct word is...

- a. Hexagon
- b. Heptagon
- c. Pentagon
- d. Cylinder

4. The shape of ring is...

- a. Circle
- b. Round
- c. Oval
- d. Rectangle

5. The shape of earth is...

- a. Circular
- b. Spherical
- c. Hexagonal
- d. Pyramidal

6. This is a shape. It has four equal sides and four angles of  $90^\circ$ . It is...

- a. Square
- b. Triangle
- c. Hexagon
- d. Cylinder

7. Shape which has five sides, five angles and five vertices is...

- a. Hexagon
- b. Pentagon
- c. Heptagon
- d. Sphere

8. It is...

- a. Cube
- b. Cone
- c. Triangle
- d. Cylinder



9. This shape is...

- a. Heart
- b. Star
- c. Diamond
- d. Circle



10. Segilima in English is...

- a. Pentagon
- b. Hexagon
- c. Oval
- d. Cylinder

11. The adjective form of circle is...

- a. Cube
- b. Conical
- c. Circular
- d. Cylindrical

12. The adjective form of pentagon is...

- a. Circular
- b. Rectangular
- c. Pentagonal
- d. Triangular



13. The clock is...

- a. Star
- b. Cube
- c. Square
- d. Circle



14. This shape has three sides which have the same length.

- It is...
- a. Triangle
  - b. Rectangle
  - c. Oval
  - d. Pentagon

15. Anton : Is it a rectangle?

- Ferdi : .....
- a. Yes, it is
  - b. Yes, it does
  - c. No, it is not
  - d. No, it does not



16. Lingga : Is it a heart?

- Irta : .....
- a. Yes, it is
  - b. Yes, it does
  - c. No, it is not
  - d. No, it does not



17. Angga : Is it a star?

- Nila : Yes,...
- a. It is
  - b. It does
  - c. It is not
  - d. It does not



18. Yuda : Is it a square?

- Yuni : No,...
- a. It is
  - b. It does
  - c. It is not
  - d. It does not



19. Mika : .....shape is it?

- Aldi : It is cone
- a. What
  - b. When

- c. Where
- d. Why

20. Heart in Indonesian is...

- a. Kotak
- b. Bintang
- c. Hati
- d. Lingkaran

21. Hexagon in Indonesian is...

- a. Lingkaran
- b. Segienam
- c. Kotak
- d. Lingkaran

22. Setengah lingkaran in English is...

- a. Square
- b. Rectangle
- c. Semi circle
- d. Circle

23. Kerucut in English is...

- a. Cone
- b. Cylinder
- c. Pentagon
- d. Arrow

24. Santi : Can you draw a triangle?

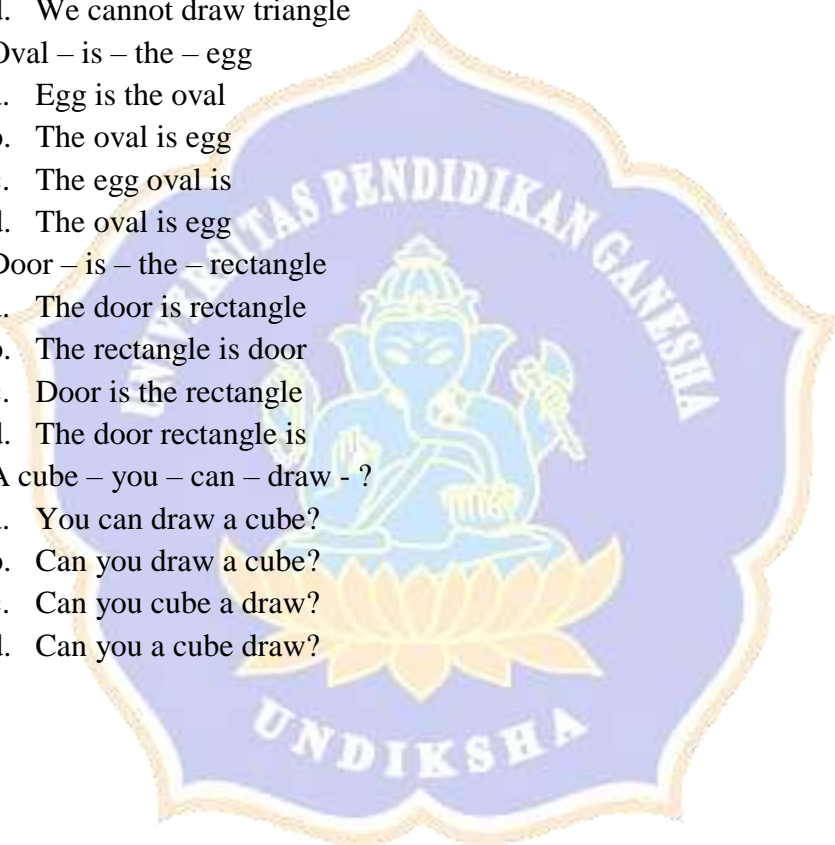
- Rina : .....
- a. Yes, I can
  - b. No, I do not
  - c. Yes, you can
  - d. No, they do not

25. Arta : Can you draw a square?

- Tika : .....
- a. No, I do not
  - b. No, I cannot
  - c. No, you do not
  - d. No, you cannot

26. Saya bisa menggambar sebuah lingkaran, in English is...

- a. You can draw circle
  - b. He can draw circle
  - c. They can draw circle
  - d. I can draw circle
27. Mereka tidak bisa menggambar segitiga, in English is...
- a. She cannot draw triangle
  - b. They cannot draw triangle
  - c. He cannot draw triangle
  - d. We cannot draw triangle
28. Oval – is – the – egg
- a. Egg is the oval
  - b. The oval is egg
  - c. The egg oval is
  - d. The oval is egg
29. Door – is – the – rectangle
- a. The door is rectangle
  - b. The rectangle is door
  - c. Door is the rectangle
  - d. The door rectangle is
30. A cube – you – can – draw - ?
- a. You can draw a cube?
  - b. Can you draw a cube?
  - c. Can you cube a draw?
  - d. Can you a cube draw?





II. Answer these questions correctly!

31. This is a...



32. This shape is...



33. This is a...



34. This shape is...



35. This is a...



36. The book is...



37. The marbles are...




38. An oil drum is...



39. The roof is...



40. The clock is...



Topic: **Weather and Season**

I. Please choose the correct answers!

1. There are....seasons in Indonesia
  - a. Four
  - b. Two
  - c. Five
  - d. One
2. In the rainy season the weather is usually...
  - a. Hot
  - b. Bright
  - c. Cold
  - d. Warm
3. There are four seasons in...
  - a. America
  - b. Indonesia
  - c. Malaysia
  - d. Singapore
4. People always wear warm clothes in...
  - a. Fall
  - b. Summer
  - c. Spring
  - d. Winter
5. The leaves fall in the...
  - a. Winter
  - b. Fall
  - c. Spring
  - d. Summer
6. Seasons in Indonesia are... season and rainy season.
  - a. Wet
  - b. Dry
  - c. Hot
  - d. Summer
7. The weather is very... in the dry season.
  - a. Sunny
  - b. Cold
  - c. Fresh
  - d. Cloudy
8. In Europe there are... seasons.
  - a. One
  - b. Two
  - c. Three
  - d. Four
9. In the rainy season people need an...
  - a. Sandals
  - b. Umbrella
  - c. T-shirt
  - d. Sweater
10. The weather in summer is...
  - a. Cold
  - b. Bright
  - c. Windy
  - d. Hot
11. People usually call rainy season as...
  - a. Spring
  - b. Summer
  - c. Dry season
  - d. Wet season
12. It is... season. The rain falls everyday.
  - a. Rainy
  - b. Spring
  - c. Dry
  - d. Summer
13. How is the weather in spring?
  - a. Hot

- b. Warm  
c. Cold  
d. Windy
14. After raining we can see... in the sky.  
a. a sun  
b. a rainbow  
c. a moon  
d. a cloud
15. In...the children make sandcastle in the beach.  
a. Spring  
b. Winter  
c. Summer  
d. Autumn
16. How is the weather at Bedugul?  
a. Hot  
b. Windy  
c. Fresh  
d. Warm
17. The snow is falling down in...  
a. Spring  
b. Summer  
c. Autumn  
d. Winter
18. The flowers are blooming in...  
a. Spring  
b. Summer  
c. Autumn  
d. Winter
19. The leaves are falling and the birds are flying away in...  
a. Spring  
b. Summer  
c. Autumn  
d. Winter
20. There is flood in Jakarta in every... season.  
a. Dry  
b. Summer  
c. Dry  
d. Rainy
21. What is the weather in the picture?  
a. Windy  
b. Snowy  
c. Rainy  
d. Foggy
22. Is it sunny?  
a. Yes, it is  
b. Yes, it was  
c. Yes, it does  
d. Yes, it will
23. Arya : How many seasons are the in Japan?  
Nita :.....four seasons in Japan.  
a. There was  
b. There is  
c. There are  
d. There will
24. Rainy – is – season – it  
a. It season is rainy  
b. Rainy is it season  
c. It is rainy season  
d. Rainy season it is
25. The weather is... in summer.  
a. Foggy  
b. Cloudy  
c. Cold  
d. Hot
26. The thunder is very...  
a. Beautiful  
b. Dangerous  
c. Cool  
d. Wet



27. Today – the – how – is –  
weather - ?
- How the weather is  
today?
  - How today is the weather
  - How is the weather  
today?
  - How is today the  
weather?
28. In Indonesia, many rice fields  
are lack of water in...
- Winter
  - Spring
  - Dry season
  - Rainy season
29. In dry season,...
- there is flood
  - it is cold
  - the sun shines brightly
  - people bring umbrella
30. In rainy season,...
- the sky is blue
  - children play kite
  - it is hot
  - there is flood



II. Tick the correct words based on the pictures!

31. Sunny

Foggy



32. Windy

Hot



33. Cold

Snowy



34. Warm

Cloudy



35. Rainy

Cool



36. Summer

Winter



37. Autumn

Summer



38. Dry Season

Rainy Season




39. Snowy

Foggy



40. Stormy

Cloudy





## Teaching Scenarios

### Lesson Plan for Experimental Group

School	: SD No. 1 Lukluk
Subject	: English
Class/Semester	: V/II
Topic	: Shape
Time allotment	: 6 x 35 minutes (Three meetings)

---

#### A. Main Competence

1. Menerima dan menjalankan ajaran agama yang dianutnya.
2. Memiliki perilaku jujur, disiplin, tanggung jawab, santun, peduli dan percaya diri dalam berinteraksi dengan keluarga, teman dan guru.
3. Memahami pengetahuan faktual dan konseptual dengan cara mengamati, menanya dan mencoba berdasarkan rasa ingin tahu tentang dirinya, makhluk ciptaan tuhan dan kegiatannya, dan benda-benda yang dijumpainya dirumah, diseklah dan tempat bermain.
4. Menyajikan pengetahuan faktual dan konseptual dalam bahasa yang jelas, sistematis logis dan kritis dalam karya yang estetis dalam gerakan yang menerminkan anak sehat dan dalam tindakan yang mencerminkan perilaku anak beriman bertakwa dan berahlak mulia.

#### B. Basic Competence

- 3.7 Identifying objects or pictures based on shapes that found in home, playground and school.
- 4.7 Describing the shape of objects that found in home, playground and school.

#### C. Indicators

1. Recognizing and mentioning various shapes.
2. Identifying the shapes they see in their classrooms and their environment.
3. Matching, shorting and classifying the shapes.
4. Making sentence related to shapes.


#### D. Learning Objectives

Students will be able to:

1. Recognize and mention various shapes.
2. Identify the shapes they see in their classrooms and their environment.
3. Match, short and classify the shapes
4. Make sentence related to shapes.

## E. Learning Material

### 1. Vocabulary



### 2. Language Expression/Grammar

- The blackboard is rectangle.
- The shape of clock is circle.
- How is the shape of ice cream?
- I can draw cylinder.

## F. Approach, Method, Technique

Approach : Communicative approach

Method : Audio Lingual Method

Technique : Educandy, repetition drill, dictation, discussion and question and answer.

## G. Learning Activity

### 1<sup>st</sup> Meeting (Offline learning)

Stages	Activity	Time
Pre-activity	<ul style="list-style-type: none"> <li>• The lesson is opened by greeting and praying.</li> </ul>	15 minutes

	<ul style="list-style-type: none"> <li>• Checking the attendance of students who attend (Orientation).</li> <li>• Connecting the material to be studied with students' experiences in everyday life (Apperception).</li> <li>• Providing an overview/explanation of the benefits of the learning materials to be discussed and studied (Motivation).</li> </ul>	
Main activity	<p>Exploration</p> <ul style="list-style-type: none"> <li>• The teacher gives example of pronunciation of shape vocabularies correctly.</li> <li>• The teacher asks the students to repeat the correct vocabulary.</li> <li>• The teacher shows the picture of the shape and the name of shape in front of class through PowerPoint.</li> <li>• The teacher asks students to prepare the laptop or handphone and explains how to enter and play games in Educandy.</li> </ul> <p>Elaboration</p> <ul style="list-style-type: none"> <li>• The teacher shares link code for students to enter in Educandy.</li> <li>• The teacher gives instruction to play the game: <ul style="list-style-type: none"> <li>➤ All of students must be ready entry to the Educandy.</li> <li>➤ When teacher counts until three, the students start to play the game.</li> <li>➤ The students must say finish if already finish the game. The teacher notes three students who finish the game earlier.</li> <li>➤ For the game that judge by final score, the teacher notes three students who get higher score.</li> </ul> </li> </ul>	45 minutes

	<ul style="list-style-type: none"> <li>The teacher give exercise after applying the game.</li> </ul> <p>Confirmation</p> <ul style="list-style-type: none"> <li>Checking student understanding by providing opportunities for students to students to ask questions.</li> </ul>	
Closing activity	<ul style="list-style-type: none"> <li>The teacher and the students reflect on evaluating the entire series of learning activities, and the results obtained and then jointly find the direct or indirect benefits of the learning outcomes that have taken place.</li> <li>The teacher and the students pray before leaving the classroom.</li> </ul>	10 minutes

### 2<sup>nd</sup> Meeting (Online learning)

Stages	Activity	Time
Pre-activity	<ul style="list-style-type: none"> <li>The teacher and students enter the meeting room by using Zoom.</li> <li>The lesson is opened by greeting and praying.</li> <li>Checking the attendance of students who attend or join the meeting (Orientation).</li> <li>Connecting the material to be studied with students' experiences in everyday life (Apperception).</li> <li>Providing an overview/explanation of the benefits of the learning materials to be discussed and studied (Motivation).</li> </ul>	15 minutes
Main activity	<p>Exploration</p> <ul style="list-style-type: none"> <li>The teacher shows material through PowerPoint in Zoom meeting.</li> <li>The students write down the material that given by the teacher.</li> </ul>	45 minutes

	<ul style="list-style-type: none"> <li>• The students identify objects or pictures based on the shape of objects given by the teacher.</li> <li>• The students mention vocabulary about the shape of objects shared by the teacher.</li> </ul> <p>Elaboration</p> <ul style="list-style-type: none"> <li>• The teacher invites the students to play together in Educandy.</li> <li>• Educandy will operate by the teacher and followed by the students through one-way learning.</li> </ul> <p>Confirmation</p> <ul style="list-style-type: none"> <li>• Checking student understanding by providing opportunities for students to students to ask questions.</li> </ul>	
Closing activity	<ul style="list-style-type: none"> <li>• Teachers gives assignments and the students have to complete the assignment independently with parental guidance.</li> <li>• The teacher asks the students to play games in Educandy.</li> <li>• The teacher shares the link code to enter in Educandy</li> <li>• The students must send the screenshot of playing games in Educandy.</li> <li>• The teacher closes the lesson with the students and leave the Zoom meeting.</li> </ul>	10 minutes

### 3<sup>rd</sup> Meeting (Online learning)

Stages	Activity	Time
Pre-activity	<ul style="list-style-type: none"> <li>• The teacher and students enter the meeting room by using Zoom.</li> <li>• The lesson is opened by greeting and praying.</li> <li>• Checking the attendance of students who attend or join the meeting (Orientation).</li> <li>• Connecting the material to be studied with students'</li> </ul>	15 minutes



	<p>experiences in everyday life (Apperception).</p> <ul style="list-style-type: none"> <li>• Providing an overview/explanation of the benefits of the learning materials to be discussed and studied (Motivation).</li> </ul>	
Main activity	<p>Exploration</p> <ul style="list-style-type: none"> <li>• The teacher shows material through PowerPoint in Zoom meeting.</li> <li>• The teacher explains the sentence pattern asking if someone can draw an object.</li> <li>• The students listen to the teacher's explanation and take notes on the teacher's explanation.</li> <li>• The students practice making sentences about asking the shapes of objects around them.</li> <li>• The students practice the sentence about asking someone can draw objects around them school.</li> </ul> <p>Elaboration</p> <ul style="list-style-type: none"> <li>• The teacher invites the students to play together in Educandy.</li> <li>• Educandy will operate by the teacher and followed by the students through one-way learning.</li> </ul> <p>Confirmation</p> <ul style="list-style-type: none"> <li>• Checking student understanding by providing opportunities for students to students to ask questions.</li> </ul>	45 minutes
Closing activity	<ul style="list-style-type: none"> <li>• Teachers gives assignments and the students have to complete the assignment independently with parental guidance.</li> <li>• The teacher asks the students to play games in Educandy.</li> <li>• The teacher shares the link code to enter in Educandy</li> </ul>	10 minutes



	<ul style="list-style-type: none"> <li>• The students must send the screenshot of playing games in Educandy.</li> <li>• The teacher closes the lesson with the students and leave the Zoom meeting.</li> </ul>	
--	--	--

## H. Learning Source, Media and Teaching Tool

### a. Learning Source

- Book: English Focus for Elementary School Grade 5
- English text and picture from internet.

### b. Media

- WhatsApp
- PowerPoint
- Zoom meeting
- Educandy

### c. Teaching tool

- LCD
- Laptop
- Handphone

## I. Assessment

### 1<sup>st</sup> Meeting

Write down in English!

1. Tabung :.....
2. Kerucut :.....
3. Lingkaran :.....
4. Segitiga :.....
5. Bintang :.....
6. Segi lima :.....
7. Segi enam :.....
8. Lonjong :.....
9. Hati :.....
10. Kubus :.....

### Rubric

**Total Score = correct answer x 10**

### 2<sup>nd</sup> Meeting

Identifying the shape of object.

1. The shape of books are...
2. The shape of marbles are...
3. The shape of oil drum is...
4. The shape of an egg is...
5. The shape of clock is...

**Rubric**

**Total Score = correct answer x 20**

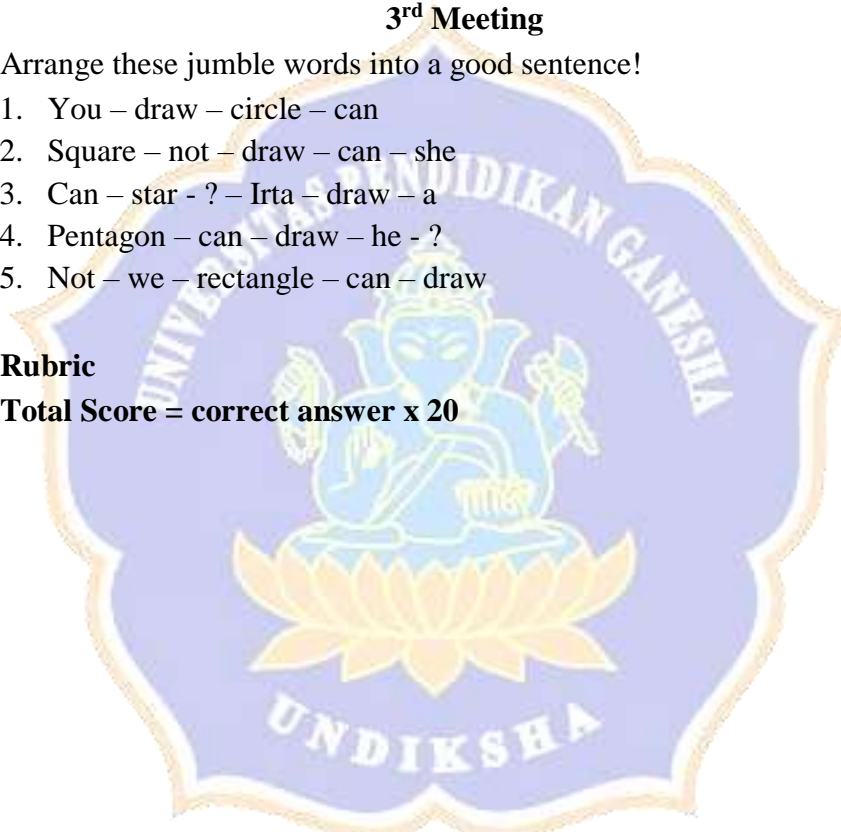
**3<sup>rd</sup> Meeting**

Arrange these jumble words into a good sentence!

1. You – draw – circle – can
2. Square – not – draw – can – she
3. Can – star - ? – Irta – draw – a
4. Pentagon – can – draw – he - ?
5. Not – we – rectangle – can – draw

**Rubric**

**Total Score = correct answer x 20**



## Lesson Plan for Experimental Group

School	: SD No. 1 Lukluk
Subject	: English
Class/Semester	: V/II
Topic	: Weather and Season
Time allotment	: 6 x 35 minutes (Three meetings)

---

### A. Main Competence

1. Menerima dan menjalankan ajaran agama yang dianutnya.
2. Memiliki perilaku jujur, disiplin, tanggung jawab, santun, peduli dan percaya diri dalam berinteraksi dengan keluarga, teman dan guru.
3. Memahami pengetahuan faktual dan konseptual dengan cara mengamati, menanya dan mencoba berdasarkan rasa ingin tahu tentang dirinya, makhluk ciptaan tuhan dan kegiatannya, dan benda-benda yang dijumpainya dirumah, disekolah dan tempat bermain.
4. Menyajikan pengetahuan faktual dan konseptual dalam bahasa yang jelas, sistematis logis dan kritis dalam karya yang estetis dalam gerakan yang memerminkan anak sehat dan dalam tindakan yang mencerminkan perilaku anak beriman bertakwa dan berahlak mulia.

### B. Basic Competence

- 3.8 Distinguishing the types of weather and seasons in Indonesia and in the world.
- 4.8 Making a basis for classifying types of weather and seasons in Indonesia and in the world.

### C. Indicators

1. Recognizing and mentioning name of season in Indonesia and in the world.
2. Identifying weather and season in Indonesia and in the world.
3. Describing the various events that occur in each season in Indonesia and in the world.
4. Making sentence related to weather and season.

### D. Learning Objectives

Students will be able to:

1. Recognize and mention name of season in Indonesia and in the world.
2. Identify weather and season in Indonesia and in the world.

3. Describe the various events that occur in each season in Indonesia and in the world.
4. Make sentence related to weather and season.

## E. Learning Material

### Vocabulary:

#### Season (Musim)

1. Rainy season: Musim Hujan
2. Dry season: Musim Kemarau
3. Autumn/Fall: Musim Gugur (September to November)
4. Winter: Musim Dingin (December to February)
5. Spring: Musim Semi (March to May)
6. Summer: Musim Panas (June to August)

#### Weather (Cuaca)

Panas: Hot	Dingin: Cold
Sejuk: Cool	Segar: Fresh
Hangat: Warm	Hujan: Rainy
Mendung: Cloudy	Berkabut: Foggy
Berangin: Windy	Cerah: Sunny
Bersalju: Snowy	Lembab: Humid
Kilat: Lightning	Badai: Storm
Banjir: Flood	Pelangi: Rainbow
Teduh: Shady	Topan: Typhoon

### Language Expression/Grammar

#### How is the weather? (Bagaimana cuacanya?)

- It is cloudy (cuacanya berawan)
- It is sunny (cuacanya panas)
- It is cold (cuacanya dingin)
- It is snowing (cuacanya bersalju)

#### What season is it? (Musim apa ini?)

- It is dry season (ini adalah musim kemarau)
- It is rainy season (ini adalah musim hujan)
- It is summer (ini adalah musim panas)
- It is autumn (ini adalah musim gugur)
- It is spring (ini adalah musim semi)
- It is winter (ini adalah musim dingin)

#### For asking the weather and season

- How is the weather today? (Bagaimana cuaca hari ini?)
- How many seasons are there in Indonesia? (Berapa ada musim di Indonesia?)
- There are two seasons in Indonesia (Ada dua musim di Indonesia)

#### F. Approach, Method, Technique

Approach : Communicative approach

Method : Audio Lingual Method

Technique : Educandy, repetition drill, dictation, discussion and question and answer.

#### G. Learning Activity

##### 1<sup>st</sup> Meeting (Online Learning)

Stages	Activity	Time
Pre-activity	<ul style="list-style-type: none"> <li>• The teacher and students enter the meeting room by using Zoom.</li> <li>• The lesson is opened by greeting and praying.</li> <li>• Checking the attendance of students who attend or join the meeting (Orientation).</li> <li>• Connecting the material to be studied with students' experiences in everyday life (Apperception).</li> <li>• Providing an overview/explanation of the benefits of the learning materials to be discussed and studied (Motivation).</li> </ul>	15 minutes
Main activity	<p>Exploration</p> <ul style="list-style-type: none"> <li>• The teacher shows material through PowerPoint in Zoom meeting.</li> <li>• The teacher shows students some pictures about the types of season and weather.</li> <li>• The teacher describes about season and weather in Indonesia.</li> <li>• The teacher explains the activity of each season in Indonesia.</li> </ul>	45 minutes

	<ul style="list-style-type: none"> <li>The students write down the material that given by the teacher.</li> </ul> <p>Elaboration</p> <ul style="list-style-type: none"> <li>The teacher invites the students to play together in Educandy.</li> <li>Educandy will operate by the teacher and followed by the students through one-way learning.</li> </ul> <p>Confirmation</p> <ul style="list-style-type: none"> <li>Checking student understanding by providing opportunities for students to students to ask questions.</li> </ul>	
Closing activity	<ul style="list-style-type: none"> <li>Teachers gives assignments and the students have to complete the assignment independently with parental guidance.</li> <li>The teacher asks the students to play games in Educandy.</li> <li>The teacher shares the link code to enter in Educandy</li> <li>The students must send the screenshot of playing games in Educandy.</li> <li>The teacher closes the lesson with the students and leave the Zoom meeting.</li> </ul>	10 minutes

### 2<sup>nd</sup> Meeting (Online Learning)

Stages	Activity	Time
Pre-activity	<ul style="list-style-type: none"> <li>The teacher and students enter the meeting room by using Zoom.</li> <li>The lesson is opened by greeting and praying.</li> <li>Checking the attendance of students who attend or join the meeting (Orientation).</li> <li>Connecting the material to be studied with students' experiences in everyday life (Apperception).</li> </ul>	15 minutes



	<ul style="list-style-type: none"> <li>• Providing an overview/explanation of the benefits of the learning materials to be discussed and studied (Motivation).</li> </ul>	
Main activity	<p>Exploration</p> <ul style="list-style-type: none"> <li>• The teacher shows material through PowerPoint in Zoom meeting.</li> <li>• The teacher shows students some pictures about the types of seasons and weather in Europe.</li> <li>• The teacher describes about season and weather in Europe.</li> <li>• The teacher explains the activity of each season in Indonesia.</li> <li>• The students write down the material that given by the teacher.</li> </ul> <p>Elaboration</p> <ul style="list-style-type: none"> <li>• The teacher invites the students to play together in Educandy.</li> <li>• Educandy will operate by the teacher and followed by the students through one-way learning.</li> </ul> <p>Confirmation</p> <ul style="list-style-type: none"> <li>• Checking student understanding by providing opportunities for students to students to ask questions.</li> </ul>	45 minutes
Closing activity	<ul style="list-style-type: none"> <li>• Teachers gives assignments and the students have to complete the assignment independently with parental guidance.</li> <li>• The teacher asks the students to play games in Educandy.</li> <li>• The teacher shares the link code to enter in Educandy</li> <li>• The students must send the screenshot of playing games in Educandy.</li> <li>• The teacher closes the lesson with the students and leave the Zoom meeting.</li> </ul>	10 minutes

### 3<sup>rd</sup> Meeting (Offline learning)

Stages	Activity	Time
Pre-activity	<ul style="list-style-type: none"> <li>• The lesson is opened by greeting and praying.</li> <li>• Checking the attendance of students who attend (Orientation).</li> <li>• Connecting the material to be studied with students' experiences in everyday life (Apperception).</li> <li>• Providing an overview/explanation of the benefits of the learning materials to be discussed and studied (Motivation).</li> </ul>	15 minutes
Main activity	<p>Exploration</p> <ul style="list-style-type: none"> <li>• The teacher gives the text simple questions about the weather and seasons.</li> <li>• The teacher invites students to read, practice and listen to the examples of questions and answers given.</li> <li>• The teacher asks students to prepare the laptop or handphone and explains how to enter and play games in Educandy.</li> </ul> <p>Elaboration</p> <ul style="list-style-type: none"> <li>• The teacher shares link code for students to enter in Educandy.</li> <li>• The teacher gives instruction to play the game:               <ul style="list-style-type: none"> <li>➤ All of students must be ready entry to the Educandy.</li> <li>➤ When teacher counts until three, the students start to play the game.</li> <li>➤ The students must say finish if already finish the game. The teacher notes three students who finish the game earlier.</li> <li>➤ For the game that judge by final score, the teacher notes</li> </ul> </li> </ul>	45 minutes

	<p>three students who get higher score.</p> <ul style="list-style-type: none"> <li>The teacher give exercise after applying the game.</li> </ul> <p>Confirmation</p> <ul style="list-style-type: none"> <li>Checking student understanding by providing opportunities for students to students to ask questions.</li> </ul>	
Closing activity	<ul style="list-style-type: none"> <li>The teacher and the students reflect on evaluating the entire series of learning activities, and the results obtained and then jointly find the direct or indirect benefits of the learning outcomes that have taken place.</li> <li>The teacher and the students pray before leaving the classroom.</li> </ul>	10 minutes

## H. Learning Source, Media and Teaching Tool

### a. Learning Source

- Book: English Focus for Elementary School Grade 5
- English text and picture from internet.

### b. Media

- WhatsApp
- PowerPoint
- Zoom meeting
- Educandy

### c. Teaching tool

- LCD
- Laptop
- Handphone

## I. Assessment

### 1<sup>st</sup> Meeting

Write down in English!

- Musim kemarau :.....
- Musim dingin :.....
- Berawan :.....
- Berangin :.....
- Panas :.....
- Musim panas :.....

7. Musim semi :.....
8. Banjir :.....
9. Musim gugur :.....
10. Musim hujan :.....

**Rubric**

**Total Score = correct answer x 10**

**2<sup>nd</sup> Meeting**

Answer the question correctly!

1. How many seasons in Indonesia?
2. How many seasons in Europe?
3. How is the weather in summer?
4. How is the weather at Bedugul?
5. What is the season on September until November in Europe?

**Rubric**

Uraian	Score
The answer is correct with right grammar	20
The answer is correct with error grammar	10
The answer is wrong	0

**3<sup>rd</sup> Meeting**

Answer the question correctly!

1. The season now is.....the snow covers the ground.
2. The weather today is.....the wind blows strongly.
3. It is.....the sun shines brightly.
4. The weather is very.....in dry season.
5. The leaves fall in the.....
6. There is flood in Jakarta every.....season.
7. It last from June to August. It is.....
8. The flowers are beginning to bloom, it is.....
9. The river is dry. There is little water. It is.....season.
10. Winter starts from.....

**Rubric**

**Total Score = correct answer x 10**

## Lesson Plan for Control Group

School	: SD No. 3 Pendarungan
Subject	: English
Class/Semester	: V/II
Topic	: Shape
Time allotment	: 6 x 35 minutes (Three meetings)

---

### A. Main Competence

1. Menerima dan menjalankan ajaran agama yang dianutnya.
2. Memiliki perilaku jujur, disiplin, tanggung jawab, santun, peduli dan percaya diri dalam berinteraksi dengan keluarga, teman dan guru.
3. Memahami pengetahuan faktual dan konseptual dengan cara mengamati, menanya dan mencoba berdasarkan rasa ingin tahu tentang dirinya, makhluk ciptaan tuhan dan kegiatannya, dan benda-benda yang dijumpainya dirumah, disekolah dan tempat bermain.
4. Menyajikan pengetahuan faktual dan konseptual dalam bahasa yang jelas, sistematis logis dan kritis dalam karya yang estetis dalam gerakan yang memerikan anak sehat dan dalam tindakan yang mencerminkan perilaku anak beriman bertakwa dan berahlak mulia.

### B. Basic Competence

- 3.7 Identifying objects or pictures based on shapes that found in home, playground and school.
- 4.7 Describing the shape of objects that found in home, playground and school.

### C. Indicators

1. Recognizing and mentioning various shapes.
2. Identifying the shapes they see in their classrooms and their environment.
3. Matching, shorting and classifying the shapes.
4. Making sentence related to shapes.

### D. Learning Objectives


Students will be able to:

1. Recognize and mention various shapes.
2. Identify the shapes they see in their classrooms and their environment.
3. Match, short and classify the shapes
4. Make sentence related to shapes.



## E. Learning Material

### 1. Vocabulary



### 2. Language Expression/Grammar

- The blackboard is rectangle.
- The shape of clock is circle.
- How is the shape of ice cream?
- I can draw cylinder.

## F. Approach, Method, Technique

Approach : Communicative approach

Method : Audio Lingual Method

Technique : Memorization strategy, repetition drill, dictation, discussion and question and answer.

## G. Learning Activity

### 1<sup>st</sup> Meeting (Offline learning)

Stages	Activity	Time
Pre-activity	<ul style="list-style-type: none"> <li>• The lesson is opened by greeting and praying.</li> </ul>	15 minutes



	<ul style="list-style-type: none"> <li>• Checking the attendance of students who attend (Orientation).</li> <li>• Connecting the material to be studied with students' experiences in everyday life (Apperception).</li> <li>• Providing an overview/explanation of the benefits of the learning materials to be discussed and studied (Motivation).</li> </ul>	
Main activity	<p>Exploration</p> <ul style="list-style-type: none"> <li>• The teacher gives example of pronunciation of shape vocabularies correctly.</li> <li>• The teacher asks the students to repeat the correct vocabulary.</li> <li>• The teacher shows the picture of the shape and the name of shape through <i>English Book Grade 5</i>.</li> <li>• The teacher asks the students to do exercise in the book.</li> </ul> <p>Elaboration</p> <ul style="list-style-type: none"> <li>• The teacher asks the students to memorize the vocabulary of shape that given by the teacher.</li> <li>• After memorizing the vocabulary, the teacher asks the students to mention the vocabulary of shape in English and Indonesia one by one in front of the class.</li> <li>• After finish the memorization of all students, the teacher give exercise.</li> </ul> <p>Confirmation</p> <ul style="list-style-type: none"> <li>• Checking student understanding by providing opportunities for students to students to ask questions.</li> </ul>	45 minutes
Closing activity	<ul style="list-style-type: none"> <li>• The teacher and the students reflect on evaluating the entire series of learning activities, and the results obtained and then</li> </ul>	10 minutes

	<p>jointly find the direct or indirect benefits of the learning outcomes that have taken place.</p> <ul style="list-style-type: none"> <li>• The teacher and the students pray before leaving the classroom.</li> </ul>	
--	---	--

## 2<sup>nd</sup> Meeting (Online learning)

Stages	Activity	Time
Pre-activity	<ul style="list-style-type: none"> <li>• The teacher and students enter the meeting room by using Zoom.</li> <li>• The lesson is opened by greeting and praying.</li> <li>• Checking the attendance of students who attend or join the meeting (Orientation).</li> <li>• Connecting the material to be studied with students' experiences in everyday life (Apperception).</li> <li>• Providing an overview/explanation of the benefits of the learning materials to be discussed and studied (Motivation).</li> </ul>	15 minutes
Main activity	<p>Exploration</p> <ul style="list-style-type: none"> <li>• The teacher shows material through PowerPoint in Zoom meeting.</li> <li>• The students write down the material that given by the teacher.</li> <li>• The students identify objects or pictures based on the shape of objects given by the teacher.</li> <li>• The students mention vocabulary about the shape of objects shared by the teacher.</li> </ul> <p>Elaboration</p> <ul style="list-style-type: none"> <li>• The teacher gives exercise through PowerPoint in Zoom meeting.</li> <li>• After the students finish the exercise the teacher discussess</li> </ul>	45 minutes

	<p>the answer with the students together.</p> <p>Confirmation</p> <ul style="list-style-type: none"> <li>• Checking student understanding by providing opportunities for students to ask questions.</li> </ul>	
Closing activity	<ul style="list-style-type: none"> <li>• Teachers gives assignments and the students have to complete the assignment independently with parental guidance.</li> <li>• The assignment is taken through Liveworksheet. The teacher gives the link of the task to the students.</li> <li>• The students have to do the exercise and send the screenshot of their exercise with the score to the teacher via WhatssApp.</li> <li>• The teacher closes the lesson with the students and leave the Zoom meeting.</li> </ul>	10 minutes

### 3<sup>rd</sup> Meeting (Online learning)

Stages	Activity	Time
Pre-activity	<ul style="list-style-type: none"> <li>• The teacher and students enter the meeting room by using Zoom.</li> <li>• The lesson is opened by greeting and praying.</li> <li>• Checking the attendance of students who attend or join the meeting (Orientation).</li> <li>• Connecting the material to be studied with students' experiences in everyday life (Apperception).</li> <li>• Providing an overview/explanation of the benefits of the learning materials to be discussed and studied (Motivation).</li> </ul>	15 minutes
Main activity	Exploration	45 minutes

	<ul style="list-style-type: none"> <li>• The teacher shows material through PowerPoint in Zoom meeting.</li> <li>• The teacher explains the sentence pattern asking if someone can draw an object.</li> <li>• The students listen to the teacher's explanation and take notes on the teacher's explanation.</li> <li>• The students practice making sentences about asking the shapes of objects around them.</li> <li>• The students practice the sentence about asking someone can draw objects around them school.</li> </ul> <p>Elaboration</p> <ul style="list-style-type: none"> <li>• The teacher gives exercise through PowerPoint in Zoom meeting.</li> <li>• After the students finish the exercise the teacher discusses the answer with the students together.</li> </ul> <p>Confirmation</p> <ul style="list-style-type: none"> <li>• Checking student understanding by providing opportunities for students to students to ask questions.</li> </ul>	
Closing activity	<ul style="list-style-type: none"> <li>• Teachers gives assignments and the students have to complete the assignment independently with parental guidance.</li> <li>• The assignment is taken through Liveworksheet. The teacher gives the link of the task to the students.</li> <li>• The students have to do the exercise and send the screenshot of their exercise with the score to the teacher via WhatssApp.</li> <li>• The teacher closes the lesson with the students and leave the Zoom meeting.</li> </ul>	10 minutes

## H. Learning Source, Media and Teaching Tool

### a. Learning Source

- Book: English Focus for Elementary School Grade 5
- English text and picture from internet.

### b. Media

- WhatsApp
- PowerPoint
- Zoom meeting
- Liveworksheet

### c. Teaching tool

- LCD
- Laptop
- Handphone

## I. Assessment

### 1<sup>st</sup> Meeting

Write down in English!

11. Tabung : .....
12. Kerucut : .....
13. Lingkaran : .....
14. Segitiga : .....
15. Bintang : .....
16. Segi lima : .....
17. Segi enam : .....
18. Lonjong : .....
19. Hati : .....
20. Kubus : .....

### Rubric

**Total Score = correct answer x 10**

### 2<sup>nd</sup> Meeting

Identifying the shape of object.

1. The shape of books are...
2. The shape of marbles are...
3. The shape of oil drum is...
4. The shape of an egg is...
5. The shape of clock is...



**Rubric****Total Score = correct answer x 20**

Link in the liveworksheets:

<https://www.liveworksheets.com/uy2885421eb>**3<sup>rd</sup> Meeting**

Arrange these jumble words into a good sentence!

1. You – draw – circle – can
2. Square – not – draw – can – she
3. Can – star - ? – Irta – draw – a
4. Pentagon – can – draw – he - ?
5. Not – we – rectangle – can – draw

**Rubric****Total Score = correct answer x 20**

Link in the liveworksheets:

<https://www.liveworksheets.com/xv2007377yg>

## Lesson Plan for Control Group

School	: SD No. 3 Pendarungan
Subject	: English
Class/Semester	: V/II
Topic	: Weather and Season
Time allotment	: 6 x 35 minutes (Three meetings)

---

### A. Main Competence

1. Menerima dan menjalankan ajaran agama yang dianutnya.
2. Memiliki perilaku jujur, disiplin, tanggung jawab, santun, peduli dan percaya diri dalam berinteraksi dengan keluarga, teman dan guru.
3. Memahami pengetahuan faktual dan konseptual dengan cara mengamati, menanya dan mencoba berdasarkan rasa ingin tahu tentang dirinya, makhluk ciptaan tuhan dan kegiatannya, dan benda-benda yang dijumpainya dirumah, disekolah dan tempat bermain.
4. Menyajikan pengetahuan faktual dan konseptual dalam bahasa yang jelas, sistematis logis dan kritis dalam karya yang estetis dalam gerakan yang menerminkan anak sehat dan dalam tindakan yang mencerminkan perilaku anak beriman bertakwa dan berahlak mulia.

### B. Basic Competence

- 3.8 Distinguishing the types of weather and seasons in Indonesia and in the world.
- 4.8 Making a basis for classifying types of weather and seasons in Indonesia and in the world.

### C. Indicators

1. Recognizing and mentioning name of season in Indonesia and in the world.
2. Identifying weather and season in Indonesia and in the world.
3. Describing the various events that occur in each season in Indonesia and in the world.
4. Making sentence related to weather and season.

### D. Learning Objectives

Students will be able to:

1. Recognize and mention name of season in Indonesia and in the world.
2. Identify weather and season in Indonesia and in the world.

3. Describe the various events that occur in each season in Indonesia and in the world.
4. Make sentence related to weather and season.

## E. Learning Material

### Vocabulary:

#### Season (Musim)

1. Rainy season: Musim Hujan
2. Dry season: Musim Kemarau
3. Autumn/Fall: Musim Gugur (September to November)
4. Winter: Musim Dingin (December to February)
5. Spring: Musim Semi (March to May)
6. Summer: Musim Panas (June to August)

#### Weather (Cuaca)

Panas: Hot	Dingin: Cold
Sejuk: Cool	Segar: Fresh
Hangat: Warm	Hujan: Rainy
Mendung: Cloudy	Berkabut: Foggy
Berangin: Windy	Cerah: Sunny
Bersalju: Snowy	Lembab: Humid
Kilat: Lightning	Badai: Storm
Banjir: Flood	Pelangi: Rainbow
Teduh: Shady	Topan: Typhoon

### Language Expression/Grammar

#### How is the weather? (Bagaimana cuacanya?)

- It is cloudy (cuacanya berawan)
- It is sunny (cuacanya panas)
- It is cold (cuacanya dingin)
- It is snowing (cuacanya bersalju)

#### What season is it? (Musim apa ini?)

- It is dry season (ini adalah musim kemarau)
- It is rainy season (ini adalah musim hujan)
- It is summer (ini adalah musim panas)
- It is autumn (ini adalah musim gugur)
- It is spring (ini adalah musim semi)
- It is winter (ini adalah musim dingin)

#### For asking the weather and season

- How is the weather today? (Bagaimana cuaca hari ini?)
- How many seasons are there in Indonesia? (Berapa ada musim di Indonesia?)
- There are two seasons in Indonesia (Ada dua musim di Indonesia)

**F. Approach, Method, Technique**

Approach : Communicative approach

Method : Audio Lingual Method

Technique : Memorization strategy, repetition drill, dictation, discussion and question and answer.

**G. Learning Activity**

**1<sup>st</sup> Meeting (Online Learning)**

Stages	Activity	Time
Pre-activity	<ul style="list-style-type: none"> <li>• The teacher and students enter the meeting room by using Zoom.</li> <li>• The lesson is opened by greeting and praying.</li> <li>• Checking the attendance of students who attend or join the meeting (Orientation).</li> <li>• Connecting the material to be studied with students' experiences in everyday life (Apperception).</li> <li>• Providing an overview/explanation of the benefits of the learning materials to be discussed and studied (Motivation).</li> </ul>	15 minutes
Main activity	<p>Exploration</p> <ul style="list-style-type: none"> <li>• The teacher shows material through PowerPoint in Zoom meeting.</li> <li>• The teacher shows students some pictures about the types of season and weather.</li> <li>• The teacher describes about season and weather in Indonesia.</li> </ul>	45 minutes

	<ul style="list-style-type: none"> <li>• The teacher explains the activity of each season in Indonesia.</li> <li>• The students write down the material that given by the teacher.</li> </ul> <p>Elaboration</p> <ul style="list-style-type: none"> <li>• The teacher gives exercise through PowerPoint in Zoom meeting.</li> <li>• After the students finish the exercise the teacher discusses the answer with the students together.</li> </ul> <p>Confirmation</p> <ul style="list-style-type: none"> <li>• Checking student understanding by providing opportunities for students to students to ask questions.</li> </ul>	
Closing activity	<ul style="list-style-type: none"> <li>• Teachers gives assignments and the students have to complete the assignment independently with parental guidance.</li> <li>• The assignment is taken through Liveworksheet. The teacher gives the link of the task to the students.</li> <li>• The students have to do the exercise and send the screenshot of their exercise with the score to the teacher via WhatssApp.</li> <li>• The teacher closes the lesson with the students and leave the Zoom meeting.</li> </ul>	10 minutes

### 2<sup>nd</sup> Meeting (Online Learning)

Stages	Activity	Time
Pre-activity	<ul style="list-style-type: none"> <li>• The teacher and students enter the meeting room by using Zoom.</li> <li>• The lesson is opened by greeting and praying.</li> <li>• Checking the attendance of students who attend or join the meeting (Orientation).</li> </ul>	15 minutes



	<ul style="list-style-type: none"> <li>• Connecting the material to be studied with students' experiences in everyday life (Apperception).</li> <li>• Providing an overview/explanation of the benefits of the learning materials to be discussed and studied (Motivation).</li> </ul>	
Main activity	<p>Exploration</p> <ul style="list-style-type: none"> <li>• The teacher shows material through PowerPoint in Zoom meeting.</li> <li>• The teacher shows students some pictures about the types of seasons and weather in Europe.</li> <li>• The teacher describes about season and weather in Europe.</li> <li>• The teacher explains the activity of each season in Indonesia.</li> <li>• The students write down the material that given by the teacher.</li> </ul> <p>Elaboration</p> <ul style="list-style-type: none"> <li>• The teacher gives exercise through PowerPoint in Zoom meeting.</li> <li>• After the students finish the exercise the teacher discusses the answer with the students together.</li> </ul> <p>Confirmation</p> <ul style="list-style-type: none"> <li>• Checking student understanding by providing opportunities for students to students to ask questions.</li> </ul>	45 minutes

Closing activity	<ul style="list-style-type: none"> <li>• Teachers gives assignments and the students have to complete the assignment independently with parental guidance.</li> <li>• The assignment is taken through Liveworksheet. The teacher gives the link of the task to the students.</li> <li>• The students have to do the exercise and send the screenshot of their exercise with the score to the teacher via WhatssApp.</li> <li>• The teacher closes the lesson with the students and leave the Zoom meeting.</li> </ul>	10 minutes
------------------	---	------------

### 3<sup>rd</sup> Meeting (Offline learning)

Stages	Activity	Time
Pre-activity	<ul style="list-style-type: none"> <li>• The lesson is opened by greeting and praying.</li> <li>• Checking the attendance of students who attend (Orientation).</li> <li>• Connecting the material to be studied with students' experiences in everyday life (Apperception).</li> <li>• Providing an overview/explanation of the benefits of the learning materials to be discussed and studied (Motivation).</li> </ul>	15 minutes
Main activity	<p>Exploration</p> <ul style="list-style-type: none"> <li>• The teacher gives the text simple questions about the weather and seasons.</li> <li>• The teacher invites students to read, practice and listen to the examples of questions and answers given.</li> </ul> <p>Elaboration</p> <ul style="list-style-type: none"> <li>• The teacher asks the students to memorize the vocabulary of weather and season that given by</li> </ul>	45 minutes

	<p>the teacher before in online learning.</p> <ul style="list-style-type: none"> <li>• After memorizing the vocabulary, the teacher asks the students to mention the vocabulary of weather and season in English and Indonesia one by one in front of the class.</li> <li>• After finish the memorization of all students, the teacher give exercise.</li> </ul> <p>Confirmation</p> <ul style="list-style-type: none"> <li>• Checking student understanding by providing opportunities for students to students to ask questions.</li> </ul>	
Closing activity	<ul style="list-style-type: none"> <li>• The teacher and the students reflect on evaluating the entire series of learning activities, and the results obtained and then jointly find the direct or indirect benefits of the learning outcomes that have taken place.</li> <li>• The teacher and the students pray before leaving the classroom.</li> </ul>	10 minutes

## H. Learning Source, Media and Teaching Tool

### a. Learning Source

- Book: English Focus for Elementary School Grade 5
- English text and picture from internet.

### b. Media

- WhatsApp
- PowerPoint
- Zoom meeting
- Liveworksheet

### c. Teaching tool

- LCD
- Laptop
- Handphone

## I. Assessment

### 1<sup>st</sup> Meeting

Write down in English!

1. Musim kemarau :.....
2. Musim dingin :.....
3. Berawan :.....
4. Berangin :.....
5. Panas :.....
6. Musim panas :.....
7. Musim semi :.....
8. Banjir :.....
9. Musim gugur :.....
10. Musim hujan :.....

### Rubric

**Total Score = correct answer x 10**

Link liveworksheets:

[https://www.liveworksheets.com/worksheets/en/English\\_as\\_a\\_Second\\_Language\\_\(ESL\)/Weather\\_and\\_seasons/Weather\\_and\\_season\\_zk2399159yg](https://www.liveworksheets.com/worksheets/en/English_as_a_Second_Language_(ESL)/Weather_and_seasons/Weather_and_season_zk2399159yg)

[https://www.liveworksheets.com/worksheets/en/English\\_as\\_a\\_Second\\_Language\\_\(ESL\)/Weather\\_and\\_seasons/Seasons\\_and\\_Weather\\_qn1801921bg](https://www.liveworksheets.com/worksheets/en/English_as_a_Second_Language_(ESL)/Weather_and_seasons/Seasons_and_Weather_qn1801921bg)

### 2<sup>nd</sup> Meeting

Answer the question correctly!

1. How many seasons in Indonesia?
2. How many seasons in Europe?
3. How is the weather in summer?
4. How is the weather at Bedugul?
5. What is the season on September until November in Europe?

### Rubric

Uraian	Score
The answer is correct with right grammar	20
The answer is correct with error grammar	10
The answer is wrong	0

Link liveworksheets:

[https://www.liveworksheets.com/worksheets/en/English\\_language/Vocabulary/Weather\\_and\\_Season\\_xi1494289ae](https://www.liveworksheets.com/worksheets/en/English_language/Vocabulary/Weather_and_Season_xi1494289ae)

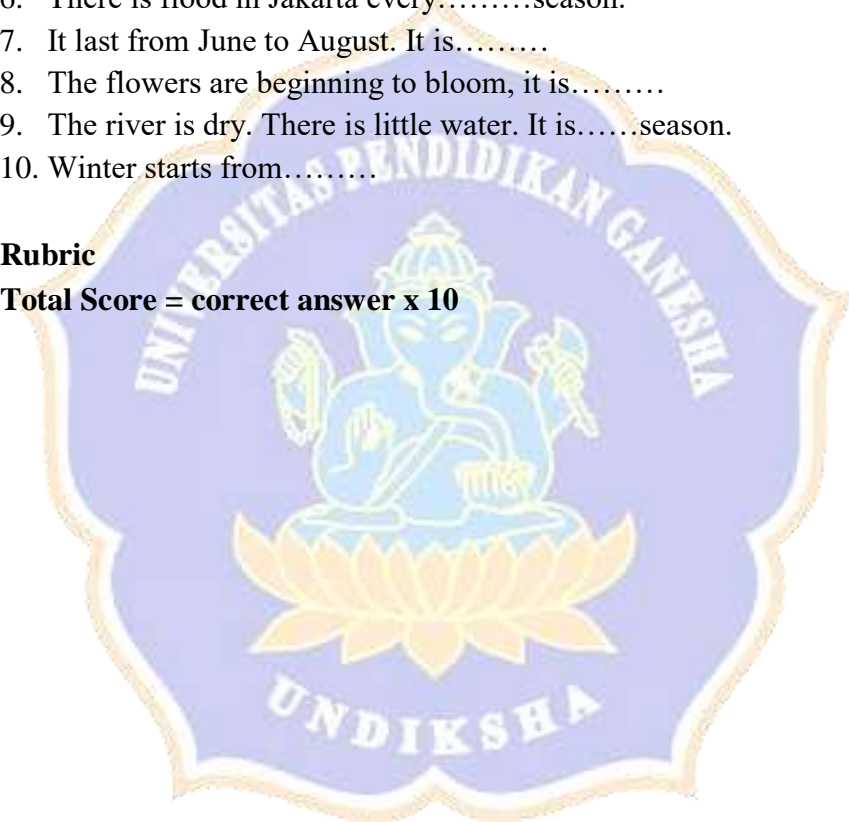
### 3<sup>rd</sup> Meeting

Answer the question correctly!

1. The season now is.....the snow covers the ground.
2. The weather today is.....the wind blows strongly.
3. It is.....the sun shines brightly.
4. The weather is very.....in dry season.
5. The leaves fall in the.....
6. There is flood in Jakarta every.....season.
7. It last from June to August. It is.....
8. The flowers are beginning to bloom, it is.....
9. The river is dry. There is little water. It is.....season.
10. Winter starts from.....

#### Rubric

**Total Score = correct answer x 10**





Appendix 4. Content Validity of the Questionnaire and Post-test

Cross Tabulation Table  
(Learning Motivation Questionnaire)

		First Judge	
		Less Relevance	High Relevance
Second Judge	Less Relevance	A (0)	B (0)
	High Relevance	C (0)	D (0)

Content Validity of the Questionnaire:

$$\begin{aligned} \text{Content Validity} &= \frac{D}{A + B + C + D} \\ &= \frac{35}{0 + 0 + 0 + 35} \\ &= 1.00 \end{aligned}$$

Cross Tabulation Table  
(Topic: Shape)

		First Judge	
		Less Relevance	High Relevance
Second Judge	Less Relevance	A (0)	B (0)
	High Relevance	C (1)	D (39)

Content Validity of the Questionnaire:

$$\begin{aligned} \text{Content Validity} &= \frac{D}{A + B + C + D} \\ &= \frac{39}{0 + 0 + 1 + 39} \end{aligned}$$


$$= 0.975$$

Cross Tabulation Table  
(Topic: Weather and Season)

		First Judge	
		Less Relevance	High Relevance
Second Judge	Less Relevance	A (1)	B (0)
	High Relevance	C (0)	D (39)

Content Validity of the Questionnaire:

$$\begin{aligned} \text{Content Validity} &= \frac{D}{A + B + C + D} \\ &= \frac{39}{1 + 0 + 0 + 39} \\ &= 0.975 \end{aligned}$$



Appendix 5. Empirical Validity of the Test

Validity of Topic Shape

No	Butir Soal																																								Total					
	1	2	3	4	5	6	7	8	9	10	11	12	13	14	15	16	17	18	19	20	21	22	23	24	25	26	27	28	29	30	31	32	33	34	35	36	37	38	39	40						
1	1	1	1	1	0	0	1	1	1	1	1	1	1	0	1	1	0	0	0	0	1	1	0	1	0	0	1	0	1	1	1	1	1	1	1	0	1	0	0	1	1	26				
2	0	1	0	0	1	1	0	1	1	1	1	1	1	1	0	1	1	1	0	1	1	1	1	1	1	1	0	0	0	1	1	0	1	1	0	1	1	1	1	1	1	29				
3	1	1	1	1	1	1	1	1	1	1	1	1	1	1	1	0	0	1	1	1	1	1	0	1	0	1	0	1	1	1	1	1	1	1	1	1	1	1	1	1	1	30				
4	1	0	1	0	1	1	1	1	0	1	1	1	1	1	1	1	1	1	1	1	1	1	1	1	1	1	1	1	1	1	1	1	1	1	1	1	1	1	1	1	1	37				
5	1	0	0	1	1	0	1	0	0	1	1	1	0	0	0	1	1	1	1	1	1	1	1	1	1	0	0	1	0	0	1	1	1	1	1	1	1	1	0	1	1	26				
6	1	1	1	1	1	1	1	1	1	1	1	1	1	1	1	1	1	1	1	1	1	1	1	1	1	0	1	1	1	0	1	1	1	1	1	1	1	1	1	1	1	38				
7	1	1	0	1	1	1	1	1	0	1	1	1	1	1	1	1	1	1	1	1	1	1	1	1	1	1	1	1	1	1	1	1	1	1	1	1	1	1	1	1	1	38				
8	1	1	1	1	1	0	1	1	1	1	1	1	1	1	1	1	1	1	0	0	0	0	0	0	0	0	0	0	1	1	1	1	1	1	1	1	1	0	0	1	1	28				
9	1	1	1	1	1	1	1	1	1	1	1	1	1	1	1	1	1	1	1	1	1	1	1	1	1	1	1	1	0	0	1	0	1	1	1	1	1	1	0	1	1	35				
10	1	1	1	1	1	0	1	1	1	1	1	1	1	1	0	0	1	1	1	1	1	1	1	1	1	0	0	1	1	1	1	1	1	1	1	1	1	1	1	1	1	35				
11	1	1	1	1	1	0	1	1	1	1	1	1	1	0	1	1	1	1	0	1	1	1	0	0	1	0	1	0	1	1	0	0	1	1	0	1	0	0	1	1	26					
12	1	1	1	1	1	1	1	1	1	1	1	1	1	1	1	1	1	1	1	1	1	1	1	1	1	1	1	1	0	1	0	1	0	1	1	1	1	1	1	1	1	37				
13	1	0	1	1	0	1	1	1	1	1	1	1	0	1	1	1	1	0	0	0	0	0	0	0	1	0	1	0	0	0	0	1	1	0	1	1	0	1	1	1	1	24				
14	1	1	1	1	1	0	1	1	0	0	0	0	0	0	0	0	0	0	0	0	1	1	1	1	1	1	1	1	1	1	1	1	1	1	1	1	1	1	1	1	1	28				
15	1	0	1	1	1	0	1	1	0	0	1	1	1	1	1	1	1	1	1	1	1	1	1	1	1	1	1	0	0	1	1	1	1	1	1	1	1	1	1	1	1	34				
16	0	1	1	1	1	1	1	1	1	1	1	1	1	1	1	1	1	1	1	0	0	1	1	1	1	1	1	1	1	1	1	1	1	1	1	1	1	1	1	1	1	35				
17	1	0	0	1	0	1	1	1	1	1	1	1	1	0	1	0	0	0	0	0	0	0	0	0	1	1	1	1	0	1	1	1	1	1	1	1	1	1	0	0	1	1	23			
18	0	0	0	0	0	0	1	1	0	0	1	1	0	0	0	0	0	0	0	0	0	0	0	0	1	0	0	1	1	1	0	0	0	0	0	0	0	0	1	1	1	1	16			
19	1	1	1	1	1	1	1	1	1	1	1	1	1	1	1	1	1	1	1	1	1	1	1	1	1	0	1	1	1	1	1	1	1	1	1	1	1	1	1	1	1	38				
20	0	0	0	0	0	0	0	0	0	0	0	0	0	1	0	0	1	0	1	1	1	1	1	1	1	1	1	1	0	0	1	0	0	0	0	0	0	0	0	0	0	0	11			
21	1	1	1	1	1	1	1	1	1	1	1	1	1	1	0	1	1	1	1	0	0	1	1	1	1	1	0	1	1	0	1	1	1	1	1	1	1	1	1	1	1	33				
22	1	1	1	1	1	1	1	1	1	1	1	1	1	1	1	1	1	1	1	1	1	1	1	1	1	0	1	1	1	1	1	1	1	1	1	1	1	1	1	1	1	39				
23	1	1	1	1	1	1	1	1	1	1	1	1	1	1	1	1	1	1	1	1	1	1	1	1	1	1	1	1	1	1	1	1	1	1	1	1	1	1	1	1	1	40				
24	1	0	0	1	1	1	1	1	1	1	1	1	0	1	1	1	1	1	1	1	1	1	1	1	1	1	1	0	1	1	1	1	1	1	1	1	1	1	1	1	1	35				
25	0	1	1	1	0	0	1	0	0	1	1	1	1	1	0	0	0	0	0	0	0	0	0	1	0	0	1	1	1	0	1	1	1	1	1	0	1	1	1	1	1	1	22			
Jumlah	20	17	18	21	18	17	21	23	18	19	23	23	17	19	17	18	20	16	17	17	17	17	17	17	17	15	18	23	15	21	15	12	17	18	19	18	23	24	20	24	19	18	24	24	763	
p	0,800	0,680	0,720	0,840	0,720	0,680	0,840	0,920	0,720	0,760	0,920	0,920	0,680	0,760	0,680	0,720	0,800	0,640	0,680	0,680	0,680	0,680	0,680	0,680	0,600	0,720	0,920	0,600	0,840	0,600	0,480	0,680	0,720	0,760	0,720	0,920	0,960	0,800	0,960	0,760	0,720	0,960	0,960			
q	0,200	0,320	0,280	0,160	0,280	0,320	0,160	0,080	0,280	0,240	0,080	0,080	0,320	0,240	0,320	0,280	0,200	0,360	0,320	0,320	0,320	0,320	0,320	0,400	0,280	0,080	0,400	0,160	0,400	0,520	0,320	0,280	0,240	0,280	0,080	0,040	0,200	0,040	0,240	0,280	0,040	0,040				
Mp	32,500	32,765	32,500	31,905	34,167	33,235	32,048	31,565	32,722	32,316	31,478	31,478	32,882	32,316	33,588	33,722	32,400	34,813	33,000	32,824	30,941	33,000	33,000	30,826	30,533	30,429	33,600	33,167	32,647	32,667	32,684	32,611	31,652	31,333	32,450	31,333	32,895	32,667	31,333	31,333	31,333	31,333				
Mt	30,520	30,520	30,520	30,520	30,520	30,520	30,520	30,520	30,520	30,520	30,520	30,520	30,520	30,520	30,520	30,520	30,520	30,520	30,520	30,520	30,520	30,520	30,520	30,520	30,520	30,520	30,520	30,520	30,520	30,520	30,520	30,520	30,520	30,520	30,520	30,520	30,520	30,520	30,520	30,520	30,520	30,520	30,520			
St	7,506	7,506	7,506	7,506	7,506	7,506	7,506	7,506	7,506	7,506	7,506	7,506	7,506	7,506	7,506	7,506	7,506	7,506	7,506	7,506	7,506	7,506	7,506	7,506	7,506	7,506	7,506	7,506	7,506	7,506	7,506	7,506	7,506	7,506	7,506	7,506	7,506	7,506	7,506	7,506	7,506	7,506	7,506	7,506		
rpb	0,528	0,436	0,423	0,423	0,779	0,527	0,466	0,472	0,470	0,426	0,433	0,433	0,459	0,426	0,596	0,684	0,501	0,762	0,482	0,447	0,396	0,402	0,405	0,530	0,138	0,002	-0,028	0,503	0,339	0,413	0,459	0,513	0,447	0,511	0,531	0,514	0,531	0,563	0,459	0,531	0,531	0,531	0,531			
rtable	0,396																																													
Kriteria	V	V	V	V	V	V	V	V	V	V	V	V	V	V	V	V	V	V	V	V	V	V	V	V	V	V	V	V	V	V	V	V	V	V	V	V	V	V	V	V	V	V	V			
V	35																																													
TV	5																																													



## Validity of Learning Motivation Questionnaire

	BIS-III		BIS-III		BIS-III		BIS-III		BIS-III		BIS-III		BIS-III		BIS-III		BIS-III		BIS-III		BIS-III		BIS-III		BIS-III		BIS-III		BIS-III		BIS-III		BIS-III		BIS-III		BIS-III		BIS-III	
28.1	Agree	100	100	100	100	100	100	100	100	100	100	100	100	100	100	100	100	100	100	100	100	100	100	100	100	100	100	100	100	100	100	100	100	100	100	100	100	100		
28.2	Disagree	0	0	0	0	0	0	0	0	0	0	0	0	0	0	0	0	0	0	0	0	0	0	0	0	0	0	0	0	0	0	0	0	0	0	0	0	0		
28.3	Agree	100	100	100	100	100	100	100	100	100	100	100	100	100	100	100	100	100	100	100	100	100	100	100	100	100	100	100	100	100	100	100	100	100	100	100	100	100	100	
28.4	Disagree	0	0	0	0	0	0	0	0	0	0	0	0	0	0	0	0	0	0	0	0	0	0	0	0	0	0	0	0	0	0	0	0	0	0	0	0	0	0	
40.1	Agree	100	100	100	100	100	100	100	100	100	100	100	100	100	100	100	100	100	100	100	100	100	100	100	100	100	100	100	100	100	100	100	100	100	100	100	100	100	100	
40.2	Disagree	0	0	0	0	0	0	0	0	0	0	0	0	0	0	0	0	0	0	0	0	0	0	0	0	0	0	0	0	0	0	0	0	0	0	0	0	0	0	

© Copyright © by International Journal of Management Research & Innovation. All Rights Reserved.



Appendix 6. Reliability of the Test

Reliability of Topic Shape

No	Butir Soal																																								Total
	1	2	3	4	5	6	7	8	9	10	11	12	13	14	15	16	17	18	19	20	22	23	27	29	30	31	32	33	34	35	36	37	38	39	40						
1	1	1	1	1	0	0	1	1	1	1	1	1	0	1	1	0	0	0	0	1	0	1			0		1	1	1	1	1	1	1	0	1	0	0	1	1	23	
2	0	1	0	0	1	1	0	1	1	1	1	1	1	1	0	1	1	1	1	0	1	1			0		0	1	1	0	1	1	0	1	1	1	1	1	1	25	
3	1	1	1	1	1	1	1	1	1	1	1	1	1	1	0	0	1	0	0	0			0		0		1	1	1	1	1	1	1	1	1	1	1	1	1	27	
4	1	0	1	0	1	1	1	1	1	0	1	1	1	1	1	1	1	1	1	1	1	1			1		1	1	1	1	1	1	1	1	1	1	1	1	1	32	
5	1	0	0	1	1	0	1	0	0	1	1	1	0	0	0	1	1	1	1	1			1		1		0	0	1	1	1	1	1	1	1	1	0	1	1	24	
6	1	1	1	1	1	1	1	1	1	1	1	1	1	1	1	1	1	1	1	1			1		1		1	1	0	1	1	1	1	1	1	1	1	1	1	34	
7	1	1	0	1	1	1	1	1	1	0	1	1	1	1	1	1	1	1	1	1			1		1		1	1	1	1	1	1	1	1	1	1	1	1	1	33	
8	1	1	1	1	1	0	1	1	1	1	1	1	1	1	1	1	1	1	1	0			0		0		1	1	1	1	1	1	1	1	0	0	1	1	1	28	
9	1	1	1	1	1	1	1	1	1	1	1	1	1	1	1	1	1	1	1	1			1		1		0	0	1	0	1	1	1	1	1	0	1	1	1	31	
10	1	1	1	1	1	0	1	1	1	1	1	1	1	0	0	1	1	1	1	1			1		1		1	1	1	1	1	1	1	1	1	1	1	1	1	32	
11	1	1	1	1	0	1	1	1	1	1	1	1	0	1	1	1	1	0	1	1			0		0		1	0	0	0	1	1	0	1	0	0	1	1	1	23	
12	1	1	1	1	1	1	1	1	1	1	1	1	1	1	1	1	1	1	1	1			1		1		1	0	1	0	1	1	1	1	1	1	1	1	1	1	33
13	1	0	1	1	0	1	1	1	1	1	1	1	0	1	1	1	1	0	0	0			0		0		0	0	1	1	0	1	1	1	0	1	1	1	1	1	22
14	1	1	1	1	1	1	0	1	0	0	0	0	0	0	1	0	0	0	0	1			1		1		1	1	0	1	1	1	1	1	1	1	1	1	1	1	23
15	1	0	1	1	1	0	1	1	0	0	1	1	1	1	1	1	1	1	1	1			1		0		1	1	1	1	1	1	1	1	1	1	1	1	1	1	30
16	0	1	1	1	1	1	1	1	1	1	1	1	1	1	1	1	1	1	1	1			0		1		1	1	1	1	1	1	1	1	1	1	1	1	1	1	33
17	1	0	0	1	0	1	1	1	1	1	1	1	0	1	0	0	0	0	0	0			0		1		0	1	0	1	1	1	1	1	1	0	0	1	1	1	19
18	0	0	0	0	0	0	1	1	0	0	1	1	0	0	0	0	0	0	0	0			0		0		0	0	0	0	1	1	1	1	1	1	1	1	1	1	12
19	1	1	1	1	1	1	1	1	1	1	1	1	1	1	1	1	1	1	1	1			0		1		1	1	1	1	1	1	1	1	1	1	1	1	1	1	34
20	0	0	0	0	0	0	0	0	0	0	0	0	0	0	0	1	0	0	1	0	1	1			0		1	0	0	0	0	0	0	0	0	0	0	0	0	0	7
21	1	1	1	1	1	1	1	1	1	1	1	1	1	0	1	1	1	1	0	0			1		1		0	1	1	1	1	1	1	1	1	1	1	1	1	1	31
22	1	1	1	1	1	1	1	1	1	1	1	1	1	1	1	1	1	1	1	1			1		1		1	1	1	1	1	1	1	1	1	1	1	1	1	1	35
23	1	1	1	1	1	1	1	1	1	1	1	1	1	1	1	1	1	1	1	1			1		1		1	1	1	1	1	1	1	1	1	1	1	1	1	1	35
24	1	0	0	1	1	1	1	1	1	1	1	1	0	1	1	1	1	1	1	1			0		1		1	1	1	1	1	1	1	1	1	1	1	1	1	1	31
25	0	1	1	1	0	0	0	1	0	0	1	1	1	1	0	0	0	0	0	0			0		1		0	1	1	0	1	1	0	1	1	0	1	1	1	1	18
Jumlah	20	17	18	21	18	17	21	23	18	19	23	23	17	19	17	18	20	16	17	17			15		18		15		17	18	19	18	23	24	20	24	19	18	24	24	675
p	0,800	0,680	0,720	0,840	0,720	0,680	0,840	0,920	0,720	0,760	0,920	0,920	0,680	0,760	0,680	0,720	0,800	0,640	0,680	0,680			0,600		0,720		0,600		0,680	0,720	0,760	0,720	0,920	0,960	0,800	0,960	0,760	0,720	0,960	0,960	
q	0,200	0,320	0,280	0,160	0,280	0,320	0,160	0,080	0,280	0,240	0,080	0,080	0,320	0,240	0,320	0,280	0,200	0,360	0,320	0,320			0,400		0,280		0,400		0,320	0,280	0,240	0,280	0,080	0,040	0,200	0,040	0,240	0,280	0,040	0,040	
pq	0,160	0,218	0,202	0,134	0,202	0,218	0,134	0,074	0,202	0,182	0,074	0,074	0,218	0,182	0,218	0,202	0,160	0,230	0,218	0,218			0,240		0,202		0,240		0,218	0,202	0,182	0,202	0,074	0,038	0,160	0,038	0,182	0,202	0,038	0,038	
Σpq																																									5,773
Varians																																									54,083
KR 20																																									0,916

## Reliability of Topic Weather and Season

No	Butir Soal																																								Total
	1	2	3	4	5	7	8	9	10	11	12	13	14	15	16	17	18	19	20	21	22	23	25	26	27	28	30	31	32	33	34	35	36	37	38	39	40				
1	1	1	1	0	1	1	0	1	0	0	1	1	1	1	1	0	1	1	1	1	1	1	0	1	1	1	1	1	1	1	1	1	1	1	0	0	1	1	29		
2	1	1	1	1	1	0	0	1	0	1	0	0	0	0	0	0	1	1	0	0	0	1	1	0	0	0	0	0	1	1	1	0	1	1	1	1	1	1	1	20	
3	0	0	0	0	0	0	0	0	0	0	1	1	0	1	1	1	1	1	1	1	1	1	1	1	1	1	1	1	1	1	1	1	1	1	1	1	1	1	23		
4	1	1	1	1	1	1	1	1	1	1	1	1	1	1	1	1	1	1	1	1	1	1	1	1	1	1	1	1	1	1	1	1	1	1	1	1	1	1	33		
5	1	1	1	1	0	1	1	1	0	1	1	1	1	1	1	1	1	1	1	1	1	1	1	1	1	1	1	1	1	1	1	1	1	1	1	1	1	1	35		
6	0	0	0	0	0	0	0	0	0	0	0	0	0	0	0	0	0	0	0	0	0	0	1	0	0	1	0	0	0	0	0	0	0	0	0	0	0	0	3		
7	0	1	1	1	1	1	1	1	1	1	1	1	1	1	1	1	1	1	1	1	1	1	1	1	1	1	1	1	1	1	1	1	1	1	1	1	1	1	36		
8	1	0	0	0	1	0	1	1	1	1	1	0	1	1	1	1	1	1	1	1	1	1	1	1	1	1	1	1	1	1	1	1	1	1	1	0	1	1	31		
9	1	1	1	1	0	1	1	1	0	1	1	0	0	1	1	1	1	1	1	1	1	1	1	1	1	1	1	1	1	1	1	1	1	1	1	1	1	1	33		
10	1	1	1	1	0	1	0	1	1	1	1	1	1	1	1	1	1	1	1	1	1	1	1	1	1	1	1	1	1	1	1	1	1	1	1	1	1	1	35		
11	1	1	1	1	1	1	0	0	0	0	1	1	1	1	1	1	1	1	1	1	1	1	1	1	1	1	1	1	1	1	1	1	1	1	1	1	1	1	31		
12	1	1	1	1	1	1	1	1	1	1	1	1	1	1	1	1	1	1	1	1	1	1	1	1	1	1	1	1	1	1	1	1	1	1	1	1	1	1	27		
13	0	0	0	0	0	1	0	1	0	0	0	0	1	0	1	0	0	0	0	0	0	0	0	0	0	0	0	0	0	0	0	0	0	0	0	0	0	0	12		
14	0	1	1	0	1	0	1	1	0	1	1	1	1	1	0	0	0	0	0	1	0	0	0	1	0	0	0	1	0	0	0	0	0	0	0	0	0	0	19		
15	1	1	0	1	1	1	0	0	1	1	0	1	0	1	1	1	0	1	1	1	1	1	1	1	1	1	1	1	1	1	1	1	1	1	1	1	1	30			
16	1	1	1	1	0	1	0	1	1	1	1	1	1	1	1	1	1	1	1	1	1	1	1	1	1	1	1	1	1	1	1	1	1	1	1	1	0	28			
17	0	1	1	0	1	0	1	1	1	1	1	1	1	1	1	1	1	1	1	1	1	1	1	1	1	1	1	1	1	1	1	1	1	1	1	1	1	34			
18	0	1	1	0	1	0	0	1	0	0	1	1	1	1	1	1	1	0	1	1	1	1	1	1	1	1	1	1	1	1	1	1	1	1	1	0	1	29			
19	1	1	0	0	0	1	1	1	1	1	1	1	1	1	1	1	1	1	1	1	1	1	1	1	1	1	1	1	1	1	1	1	1	1	1	1	1	27			
20	1	1	1	1	1	1	1	1	1	1	1	0	1	1	1	1	1	1	1	1	1	1	0	1	1	1	1	1	1	1	1	1	1	1	1	1	1	35			
21	1	1	1	1	0	1	1	1	1	1	1	1	1	1	1	1	1	1	1	1	1	1	0	1	0	0	0	0	0	0	0	0	0	0	0	0	0	18			
22	1	1	1	1	0	1	1	1	1	1	1	0	1	1	1	1	1	1	1	1	1	1	1	1	1	1	1	1	1	1	1	1	1	1	1	1	1	30			
23	0	0	0	0	0	0	0	0	0	0	0	0	0	1	1	0	0	1	1	0	1	0	1	0	1	0	1	0	1	1	0	0	0	0	0	0	0	10			
24	1	1	1	0	1	1	1	1	1	1	0	1	0	1	1	1	1	1	1	1	1	1	1	1	1	1	1	1	1	1	1	1	1	1	1	1	1	34			
25	1	1	1	0	1	0	1	1	1	1	1	1	1	1	1	1	1	1	1	1	1	1	1	1	1	1	1	1	1	1	1	1	1	1	1	1	1	35			
Jumlah	17	20	18	12	14	16	14	20	14	18	19	17	17	22	22	19	20	21	22	19	21	19	19	16	14	19	17	17	21	16	20	21	20	19	16	20	21	677			
p	0,680	0,800	0,720	0,480	0,560	0,640	0,560	0,800	0,560	0,720	0,760	0,680	0,680	0,880	0,880	0,760	0,800	0,840	0,880	0,760	0,840	0,760	0,760	0,640	0,560	0,760	0,680	0,680	0,840	0,640	0,800	0,840	0,800	0,800	0,760	0,640	0,800	0,840			
q	0,320	0,200	0,280	0,520	0,440	0,360	0,440	0,200	0,440	0,280	0,240	0,320	0,320	0,120	0,120	0,240	0,200	0,160	0,120	0,240	0,160	0,240	0,240	0,360	0,440	0,240	0,320	0,320	0,160	0,360	0,200	0,160	0,200	0,240	0,360	0,200	0,160				
pq	0,218	0,160	0,202	0,250	0,246	0,230	0,246	0,160	0,246	0,202	0,182	0,218	0,218	0,106	0,106	0,182	0,160	0,134	0,182	0,106	0,182	0,134	0,182	0,182	0,230	0,246	0,182	0,218	0,218	0,134	0,230	0,160	0,134	0,160	0,182	0,230	0,160	0,134			
Σpq																																									6,874
Varians																																									77,743
KR 20																																									0,935

## Reliability of Learning Motivation Questionnaire

### Case Processing Summary

		N	%
Cases	Valid	25	100.0
	Excluded <sup>a</sup>	0	.0
	Total	25	100.0

a. Listwise deletion based on all variables in the procedure.

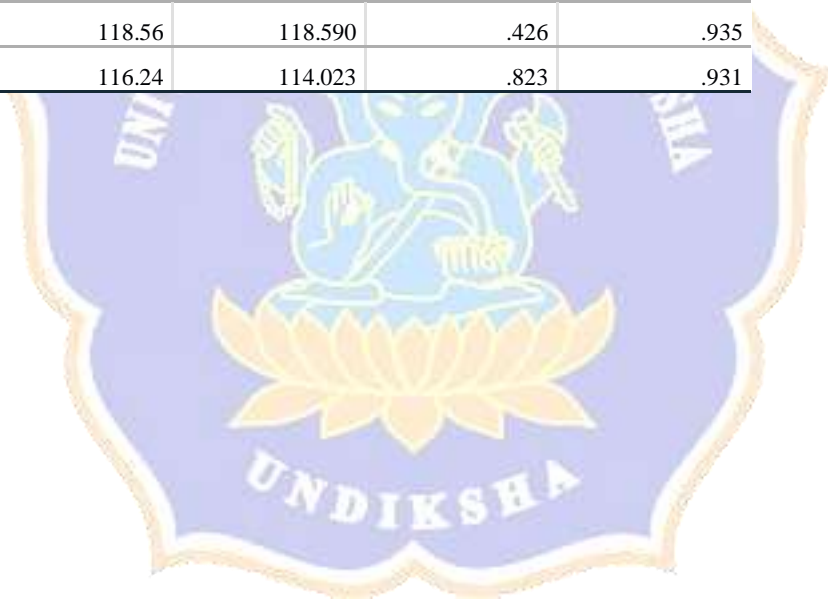
### Reliability Statistics

Cronbach's Alpha	N of Items
.936	35

### Item-Total Statistics

	Scale Mean if Item Deleted	Scale Variance if Item Deleted	Corrected Item- Total Correlation	Cronbach's Alpha if Item Deleted
M.1	116.28	118.543	.386	.935
M.2	118.84	113.140	.692	.932
M.3	116.28	118.043	.432	.935
M.4	116.28	118.043	.432	.935
M.5	118.80	112.083	.735	.932
M.6	116.52	117.427	.524	.934
M.7	116.36	116.073	.612	.933
M.8	116.52	118.010	.466	.935
M.9	116.96	115.957	.522	.934
M.10	116.52	117.010	.476	.934
M.11	116.48	117.927	.389	.935
M.12	116.80	112.750	.686	.932
M.13	116.28	116.543	.572	.934
M.14	116.48	117.343	.516	.934
M.15	116.36	117.740	.457	.935
M.16	116.48	118.260	.362	.936
M.17	116.36	117.323	.495	.934
M.18	118.68	115.143	.504	.934

M.19	116.28	117.793	.455	.935
M.20	116.20	114.750	.769	.932
M.21	118.84	113.140	.692	.932
M.22	119.04	117.957	.556	.934
M.23	119.12	117.693	.518	.934
M.24	118.84	113.140	.692	.932
M.25	118.64	116.657	.569	.934
M.26	118.80	119.500	.447	.935
M.27	116.40	117.083	.355	.936
M.28	118.80	112.083	.735	.932
M.29	116.52	118.593	.409	.935
M.30	118.76	114.190	.699	.932
M.31	119.24	118.107	.432	.935
M.32	118.92	113.410	.388	.938
M.33	116.08	117.993	.515	.934
M.34	118.56	118.590	.426	.935
M.35	116.24	114.023	.823	.931



Appendix 7. Post-test after content validity and try-out

Topic: **Shape**

I. Please choose the correct answers!

1. What shape is it?

- a. Rectangle
- b. Circle
- c. Oval
- d. Square



2. The shape of blackboard is...

- a. Triangle
- b. Rectangle
- c. Circle
- d. Square

3. t - o - p - n - e - a - n - g

The correct word is...

- a. Hexagon
- b. Heptagon
- c. Pentagon
- d. Cylinder

4. The shape of ring is...

- a. Circle
- b. Round
- c. Oval
- d. Rectangle

5. The shape of earth is...

- a. Circular
- b. Spherical
- c. Hexagonal
- d. Pyramidal

6. This is a shape. It has four equal sides and four angles of 90°. It is...

- a. Square
- b. Triangle
- c. Hexagon
- d. Cylinder

7. Shape which has five sides, five angles and five vertices is...

- a. Hexagon
- b. Pentagon
- c. Heptagon
- d. Sphere

8. It is...

- a. Cube

b. Cone

c. Triangle

d. Cylinder

9. This shape is...

a. Heart

b. Star

c. Diamond

d. Circle



10. Segilima in English is...

a. Pentagon

b. Hexagon

c. Oval

d. Cylinder

11. The adjective form of circle is...

a. Cube

b. Conical

c. Circular

d. Cylindrical

12. The adjective form of pentagon is...

a. Circular

b. Rectangular

c. Pentagonal

d. Triangular

13. The clock is...

a. Star

b. Cube

c. Square

d. Circle



14. This shape has three sides which have the same length. It is...

a. Triangle

b. Rectangle

c. Oval

d. Pentagon

15. Anton : Is it a rectangle?


Ferdi : .....

a. Yes, it is

b. Yes, it does

c. No, it is not

d. No, it does not



16. Lingga: Is it a heart?

Irta :.....

- a. Yes, it is
- b. Yes, it does
- c. No, it is not
- d. No, it does not



17. Angga : Is it a star?

Nilu : Yes,...

- a. It is
- b. It does
- c. It is not
- d. It does not



18. Yuda : Is it a square?

Yuni : No,...

- a. It is
- b. It does
- c. It is not
- d. It does not



19. Mika : .....shape is it?

Aldi : It is cone

- a. What
- b. When
- c. Where
- d. Why

20. Heart in Indonesian is...

- a. Kotak
- b. Bintang
- c. Hati
- d. Lingkaran

21. Setengah lingkaran in English is...

- a. Square
- b. Rectangle
- c. Semi circle
- d. Circle

22. Kerucut in English is...

- a. Cone
- b. Cylinder
- c. Pentagon
- d. Arrow

23. Mereka tidak bisa menggambar segitiga, in English is...

- a. She cannot draw triangle
- b. They cannot draw triangle
- c. He cannot draw triangle
- d. We cannot draw triangle

24. Door – is – the – rectangle

- a. The door is rectangle
- b. The rectangle is door
- c. Door is the rectangle
- d. The door rectangle is

25. A cube – you – can – draw - ?

- a. You can draw a cube?
- b. Can you draw a cube?
- c. Can you cube a draw?
- d. Can you a cube draw?





II. Answer these questions correctly!

1. This is a...



2. This shape is...



3. This is a...



4. This shape is...



5. This is a...



6. The book is...



7. The marbles are...



8. An oil drum is...



9. The roof is...



10. The clock is...



Topic: **Weather and Season**

- I. Please choose the correct answers!
1. There are....seasons in Indonesia
    - a. Four
    - b. Two
    - c. Five
    - d. One
  2. In the rainy season the weather is usually...
    - a. Hot
    - b. Bright
    - c. Cold
    - d. Warm
  3. There are four seasons in...
    - a. America
    - b. Indonesia
    - c. Malaysia
    - d. Singapore
  4. People always wear warm clothes in...
    - a. Fall
    - b. Summer
    - c. Spring
    - d. Winter
  5. The leaves fall in the...
    - a. Winter
    - b. Fall
    - c. Spring
    - d. Summer
  6. The weather is very... in the dry season.
    - a. Sunny
    - b. Cold
    - c. Fresh
    - d. Cloudy
  7. In Europe there are... seasons.
    - a. One
    - b. Two
    - c. Three
    - d. Four
  8. In the rainy season people need an...
    - a. Sandals
    - b. Umbrella
    - c. T-shirt
    - d. Sweater
  9. The weather in summer is...
    - a. Cold
    - b. Bright
    - c. Windy
    - d. Hot
  10. People usually call rainy season as...
    - a. Spring
    - b. Summer
    - c. Dry season
    - d. Wet season
  11. It is... season. The rain falls everyday.
    - a. Rainy
    - b. Spring
    - c. Dry
    - d. Summer
  12. How is the weather in spring?
    - a. Hot
    - b. Warm
    - c. Cold
    - d. Windy
  13. After raining we can see... in the sky.
    - a. a sun
    - b. a rainbow
    - c. a moon
    - d. a cloud
  14. In...the children make sandcastle in the beach.
    - a. Spring
    - b. Winter
    - c. Summer
    - d. Autumn
  15. How is the weather at Bedugul?
    - a. Hot
    - b. Windy
    - c. Fresh
    - d. Warm
  16. The snow is falling down in...
    - a. Spring
    - b. Summer

- c. Autumn  
d. Winter
17. The flowers are blooming in...  
a. Spring  
b. Summer  
c. Autumn  
d. Winter
18. The leaves are falling and the birds are flying away in...  
a. Spring  
b. Summer  
c. Autumn  
d. Winter
19. There is flood in Jakarta in every... season.  
a. Spring  
b. Summer  
c. Dry  
d. Rainy
20. What is the weather in the picture?  
a. Windy  
b. Snowy  
c. Rainy  
d. Foggy
21. Is it sunny?  
a. Yes, it is  
b. Yes, it was  
c. Yes, it does  
d. Yes, it will
22. Arya : How many seasons are there in Japan?  
Nita : .....four seasons in Japan.  
a. There was  
b. There is  
c. There are  
d. There will
23. The weather is... in summer.  
a. Foggy  
b. Cloudy  
c. Cold  
d. Hot
24. The thunder is very...  
a. Beautiful  
b. Dangerous  
c. Cool  
d. Wet
25. Today – the – how – is – weather – ?  
a. How the weather is today?  
b. How today is the weather?  
c. How is the weather today?  
d. How is today the weather?
26. In Indonesia, many rice fields are lack of water in...  
a. Winter  
b. Spring  
c. Dry season  
d. Rainy season
27. In rainy season,...  
a. the sky is blue  
b. children play kite  
c. it is hot  
d. there is flood



II. Tick the correct words based on the pictures!

1. Sunny

Foggy



2. Windy

Hot



3. Cold

Snowy



4. Warm

Cloudy



5. Rainy

Cool



6. Summer

Winter



7. Autumn

Summer



8. Dry Season

Rainy  
Season




9. Snowy

Foggy



10. Stormy

Cloudy



Appendix 8. Experimental Group and Control Group Score

Students' Post Test Answer (Experimental Group)

Table of Students' Answer (Experimental Group) - Topic Shape

NO	1	2	3	4	5	6	7	8	9	10	11	12	13	14	15	16	17	18	19	20	21	22	23	24	25	1	2	3	4	5	6	7	8	9	10	TOTAL	SCORE			
1	1	1	0	1	1	1	1	1	1	1	0	1	1	1	1	1	1	1	1	1	1	1	1	1	1	1	1	1	1	1	1	1	1	0	0	1	31	89		
2	1	1	1	1	1	1	1	1	1	1	0	1	1	1	1	1	0	1	1	1	1	1	1	1	1	1	1	0	0	0	1	1	1	1	1	1	30	86		
3	1	1	0	1	1	0	1	0	1	0	1	0	1	1	0	1	1	1	1	1	1	1	1	1	1	1	1	1	1	1	1	1	1	1	1	1	29	83		
4	1	1	0	1	1	1	1	1	1	1	1	1	1	1	1	1	1	1	1	1	1	1	0	1	1	0	1	1	0	1	1	0	1	1	1	1	30	86		
5	1	1	0	1	1	1	1	1	1	0	1	1	1	0	1	1	1	1	1	1	1	1	1	1	1	1	1	1	1	1	0	1	1	0	1	1	30	86		
6	1	1	1	1	1	1	1	1	1	1	0	1	1	0	1	1	1	1	1	1	1	1	1	1	1	1	1	1	1	1	1	1	0	1	0	1	1	31	89	
7	1	1	0	1	0	1	0	1	1	0	1	1	1	1	0	1	1	1	1	1	1	1	1	1	1	1	1	1	1	1	1	1	0	1	0	1	1	28	80	
8	1	1	1	1	1	1	1	1	1	1	1	1	1	1	1	1	1	1	1	1	1	1	1	0	0	1	1	1	1	1	1	1	1	1	1	1	33	94		
9	1	1	0	1	1	0	1	0	1	1	0	1	1	0	1	1	1	1	0	1	1	1	1	0	1	0	0	1	1	0	1	1	1	1	1	1	25	71		
10	1	1	1	1	1	0	0	0	1	1	1	0	1	1	0	1	1	0	1	1	1	1	1	1	1	1	1	1	1	1	0	1	0	1	1	1	27	77		
11	1	1	1	1	1	1	1	1	1	0	0	0	1	1	1	0	1	1	1	1	0	1	1	0	1	1	0	1	1	0	1	1	1	1	0	1	1	27	77	
12	1	1	0	0	0	1	1	1	1	1	1	1	1	1	0	1	1	1	1	1	1	1	1	1	1	1	1	0	1	0	1	0	1	0	1	1	1	28	80	
13	1	1	1	1	0	1	1	1	1	1	1	1	0	1	1	1	1	1	1	1	1	0	1	0	0	1	1	1	1	1	1	1	1	1	1	1	1	30	86	
14	1	1	1	1	1	1	0	1	1	1	0	1	1	1	1	1	1	1	1	0	1	1	1	1	1	1	1	0	1	1	0	1	1	1	1	1	1	31	89	
15	1	1	1	0	0	0	1	1	1	1	0	0	1	1	1	0	1	1	1	1	0	1	1	1	1	1	1	0	1	0	1	0	1	1	0	1	1	25	71	
16	1	1	1	1	1	1	1	1	0	1	1	1	1	1	1	0	1	1	0	1	1	0	1	0	1	0	1	0	1	0	1	0	1	0	1	0	1	25	71	
17	1	1	0	1	1	0	1	1	0	1	1	0	1	1	1	1	1	1	1	1	1	1	0	1	1	1	1	1	1	1	1	0	1	0	1	1	1	28	80	
18	1	1	1	1	1	1	1	1	1	0	1	1	1	1	1	1	1	1	1	1	1	0	0	1	1	1	1	0	1	1	1	1	1	1	1	1	1	31	89	
19	1	1	1	1	1	1	1	1	1	1	1	1	0	1	1	1	1	0	1	1	0	1	1	1	1	1	1	1	0	0	1	1	0	0	1	1	1	29	83	
20	1	1	0	0	0	1	1	1	1	1	1	1	1	1	1	0	1	1	1	1	1	1	1	0	1	1	1	1	1	1	1	1	1	0	0	1	1	28	80	
21	1	1	1	1	1	1	0	1	1	0	1	1	1	1	1	1	1	0	1	0	1	1	1	1	1	1	1	1	1	0	1	1	1	1	0	1	1	29	83	
22	1	1	1	0	1	0	1	1	1	1	1	1	1	0	1	1	1	1	1	1	1	0	1	1	1	1	1	0	1	1	1	1	1	0	1	1	1	29	83	
23	1	1	1	1	0	1	1	1	1	1	1	1	1	1	1	1	1	1	1	1	1	0	1	1	1	1	1	1	1	1	1	1	1	1	1	1	33	94		
24	1	1	0	1	1	1	1	0	0	1	1	0	1	1	1	1	1	1	1	1	1	1	1	1	1	1	1	1	0	1	1	1	0	1	1	0	1	1	28	80
25	1	1	1	0	1	0	1	1	1	1	0	1	1	1	0	1	1	0	1	0	1	1	1	1	1	1	1	1	1	1	1	1	1	1	1	1	1	29	83	
26	1	1	1	1	1	1	0	1	1	0	1	1	0	1	1	1	1	1	1	1	0	1	1	1	0	1	0	1	0	1	1	0	1	1	0	0	1	1	26	74
27	1	1	1	1	1	0	0	1	1	1	1	1	1	1	1	1	1	1	1	1	1	1	1	1	1	1	1	1	1	1	1	1	1	1	1	1	1	33	94	
28	1	0	1	1	1	1	1	1	0	1	1	1	1	1	1	1	0	1	0	1	1	1	0	1	1	1	1	1	1	0	1	1	1	0	1	1	1	28	80	
29	1	1	0	1	1	1	1	1	1	1	1	0	1	1	0	1	1	1	1	1	1	1	1	0	1	1	0	1	0	1	0	1	1	1	1	1	1	29	83	
30	1	1	1	1	0	1	1	1	1	1	1	1	1	1	1	0	1	1	1	1	1	1	1	1	1	1	0	1	1	1	1	0	1	1	1	0	1	1	30	86
31	1	1	0	1	1	1	1	1	0	1	1	1	1	0	1	1	1	1	0	1	1	1	1	1	1	1	0	1	1	1	1	1	1	1	1	1	1	30	86	
32	1	1	1	0	1	1	1	1	1	1	1	1	1	1	1	1	1	1	1	1	0	0	1	1	1	0	1	1	1	1	0	0	1	0	0	1	1	28	80	
Total	32	31	20	26	25	23	26	29	27	25	23	26	29	26	28	27	29	28	28	29	27	26	28	25	28	27	29	23	27	21	30	21	24	24	31	928	2651,429			
Rata-rata	1,00	0,97	0,63	0,81	0,78	0,72	0,81	0,91	0,84	0,78	0,72	0,81	0,91	0,81	0,88	0,84	0,91	0,88	0,88	0,91	0,84	0,81	0,88	0,78	0,88	0,84	0,91	0,72	0,84	0,66	0,94	0,66	0,75	0,75	0,97	29,00	82,86			
Kategori	VERY HIGH																																							



Table of Students' Answer (Experimental Group) - Topic Weather and Season

NO	1	2	3	4	5	6	7	8	9	10	11	12	13	14	15	16	17	18	19	20	21	22	23	24	25	26	27	1	2	3	4	5	6	7	8	9	10	TOTAL	SCORE			
1	1	0	1	1	0	1	1	1	1	1	1	1	1	1	1	0	1	1	1	1	1	1	1	1	1	1	1	1	1	1	1	1	1	1	1	1	1	34	92			
2	1	1	1	0	1	1	1	1	0	1	1	1	0	1	1	1	1	0	1	1	1	1	0	1	1	1	1	1	1	1	1	1	1	1	1	1	1	1	32	86		
3	1	1	0	1	1	1	1	1	0	1	0	0	1	1	1	1	1	1	1	0	1	1	1	1	1	1	0	1	1	1	1	1	1	1	1	1	1	1	31	84		
4	1	1	1	1	1	1	0	1	1	0	1	1	1	0	1	1	1	1	1	1	1	0	1	1	0	1	1	1	1	1	1	1	1	1	1	1	1	1	32	86		
5	1	1	1	0	1	1	1	1	0	1	1	1	1	1	1	0	1	1	1	1	1	1	1	0	1	1	1	1	1	1	1	1	1	1	0	1	1	0	1	31	84	
6	1	1	1	1	1	1	1	1	1	1	0	1	1	1	1	1	1	1	0	1	1	1	1	1	1	1	1	0	1	1	1	1	1	1	1	0	0	1	1	1	32	86
7	1	1	1	1	1	0	1	1	1	1	1	1	1	1	0	1	1	1	0	0	1	0	1	1	1	1	0	0	1	1	1	1	1	1	1	1	1	1	1	30	81	
8	1	1	1	1	1	1	1	1	1	1	0	1	1	1	1	1	0	1	1	1	1	1	1	1	1	1	1	0	1	1	1	1	1	1	1	1	1	1	1	34	92	
9	1	1	1	1	1	1	0	1	1	1	0	1	1	1	1	0	1	1	0	1	0	1	1	1	1	1	0	0	1	1	0	1	1	0	1	0	1	0	1	1	27	73
10	1	0	1	0	0	1	1	0	1	1	1	1	0	1	1	1	0	1	1	1	1	1	1	0	1	1	1	0	1	1	0	1	1	1	1	1	1	1	1	29	78	
11	1	1	0	1	1	1	1	0	1	1	1	1	1	0	1	0	1	1	1	0	1	1	0	1	0	1	1	1	1	0	1	1	0	1	1	1	1	1	1	1	29	78
12	1	1	1	1	1	0	1	1	1	0	1	0	1	1	0	1	1	1	0	1	1	0	1	1	1	1	1	1	0	1	1	1	1	1	1	1	1	1	1	30	81	
13	1	1	1	1	1	1	1	0	1	1	1	1	1	1	1	0	1	1	1	1	1	1	1	1	1	0	1	1	1	1	0	1	1	1	1	1	1	1	1	33	89	
14	1	1	1	1	1	1	1	1	1	0	1	1	1	1	0	1	1	1	1	1	1	1	1	1	1	1	1	1	1	1	1	1	1	1	0	0	1	1	1	33	89	
15	1	1	1	0	1	1	0	1	1	0	1	1	0	1	0	1	1	1	0	1	1	1	0	1	1	0	1	1	1	1	1	1	1	1	1	0	0	1	1	1	27	73
16	1	1	0	1	1	0	1	0	1	0	1	1	1	0	1	1	0	1	1	1	0	1	1	1	0	1	1	1	1	1	1	1	1	1	1	0	1	1	1	27	73	
17	1	1	1	0	1	1	0	1	0	1	1	1	1	1	1	0	1	1	1	1	1	1	1	0	1	1	1	1	1	1	0	1	1	1	0	1	1	1	1	30	81	
18	1	1	1	1	0	1	1	1	1	1	0	1	1	1	1	1	1	1	0	1	1	1	1	1	1	1	1	1	1	1	1	1	1	1	1	1	1	1	1	34	92	
19	1	0	1	1	1	1	1	1	0	1	1	1	0	1	1	1	1	0	1	1	1	0	1	1	1	0	1	1	1	1	1	1	1	1	1	1	1	1	1	31	84	
20	1	1	1	0	1	1	0	1	1	1	0	1	1	1	0	1	1	1	1	0	1	1	1	0	0	0	1	1	1	1	1	1	1	1	1	1	1	1	1	30	81	
21	1	1	1	1	1	0	1	1	0	1	1	0	1	1	1	0	1	1	0	1	0	1	1	1	1	1	1	1	1	1	1	1	1	1	1	1	1	1	1	31	84	
22	1	1	0	1	1	1	1	0	1	1	1	1	1	0	1	1	1	1	1	0	1	1	0	1	1	1	1	0	1	1	1	1	1	1	1	1	1	1	1	31	84	
23	1	1	1	1	1	0	1	1	1	1	0	1	1	1	1	1	1	1	1	1	1	1	1	1	1	1	0	1	1	1	1	1	1	1	1	1	1	1	1	34	92	
24	1	1	0	1	1	0	1	1	0	1	1	1	1	0	1	1	0	1	1	1	0	1	1	1	0	1	1	1	1	1	1	1	1	1	1	1	1	1	1	30	81	
25	1	0	1	1	0	1	1	0	1	1	1	0	1	1	1	0	1	1	0	1	1	1	0	1	1	1	1	1	1	1	1	1	1	1	1	1	1	1	1	31	84	
26	1	1	0	1	0	1	1	1	1	1	1	1	0	1	0	1	1	0	1	1	1	0	1	1	1	0	1	1	1	1	1	1	1	1	1	1	1	1	1	30	81	
27	1	1	1	1	0	1	1	1	0	1	1	1	1	1	1	1	1	1	1	1	0	1	1	1	1	1	1	1	1	1	1	1	1	1	1	1	1	1	1	34	92	
28	1	1	0	1	1	1	0	1	1	0	1	0	1	1	1	0	1	1	0	1	1	0	1	1	0	1	1	1	1	1	1	1	1	1	1	1	1	1	1	30	81	
29	1	1	1	0	1	1	0	1	0	1	0	1	1	0	1	1	0	1	1	1	1	1	1	1	1	1	1	1	1	1	1	1	1	1	1	1	1	1	1	31	84	
30	1	0	1	1	0	1	1	0	1	1	1	1	0	1	1	1	1	1	1	1	1	1	1	1	1	1	1	1	1	1	1	1	1	1	1	1	1	1	1	33	89	
31	1	1	1	1	1	1	1	1	1	1	0	1	1	1	1	0	1	0	1	0	1	1	1	1	1	1	1	1	1	1	1	1	1	1	1	1	1	1	1	33	89	
32	1	1	1	0	1	1	0	1	1	0	1	1	1	0	1	1	0	1	1	1	0	1	1	0	1	1	1	1	1	1	1	1	1	1	1	1	1	1	1	30	81	
Total	32	27	25	24	25	26	24	26	22	25	23	27	26	25	26	24	25	27	24	25	26	27	27	27	27	26	26	30	31	30	31	30	27	29	30	30	32	994	2686,486			
Rata-rata	1,00	0,84	0,78	0,75	0,78	0,81	0,75	0,81	0,69	0,78	0,72	0,84	0,81	0,78	0,81	0,75	0,78	0,84	0,75	0,78	0,81	0,84	0,84	0,84	0,84	0,81	0,81	0,94	0,97	0,94	0,97	0,94	0,97	0,94	0,94	0,94	0,94	1,00	31,06	83,95		
Kategori	VERY HIGH																																									

### Experimental Group Score

No	Shape	Weather and Season	Final Score
	Score	Score	
1	89	92	90
2	86	86	86
3	83	84	83
4	86	86	86
5	86	84	85
6	89	86	88
7	80	81	81
8	94	92	93
9	71	73	72
10	77	78	78
11	77	78	78
12	80	81	81
13	86	89	87
14	89	89	89
15	71	73	72
16	71	73	72
17	80	81	81
18	89	92	90
19	83	84	83
20	80	81	81
21	83	84	83
22	83	84	83
23	94	92	93
24	80	81	81
25	83	84	83
26	74	81	78
27	94	92	93
28	80	81	81
29	83	84	83
30	86	89	87
31	86	89	87
32	80	81	81

Students' Questionnaire Answer (Experimental Group)

No	1	2	3	4	5	6	7	8	9	10	11	12	13	14	15	16	17	18	19	20	21	22	23	24	25	26	27	28	29	30	31	32	33	34	35	Total	
1	5	2	5	5	3	5	5	5	5	5	5	5	5	5	5	5	5	2	5	5	2	2	2	2	2	2	5	2	5	2	3	3	5	3	5	137	
2	4	1	4	5	2	4	5	5	4	4	5	5	5	5	5	5	5	2	5	5	2	2	2	2	2	2	4	1	5	1	3	2	5	3	4	125	
3	5	2	5	4	2	5	4	5	5	5	5	5	5	5	5	5	5	1	5	5	2	2	2	2	2	2	5	2	5	2	3	2	4	2	5	130	
4	4	1	4	5	2	5	5	5	4	4	5	5	5	5	5	5	5	2	5	5	2	2	2	2	2	2	5	2	5	2	3	2	4	2	4	127	
5	5	2	5	4	3	4	4	4	4	5	5	5	5	5	5	5	5	3	5	5	2	2	2	2	2	2	4	1	4	2	3	1	5	3	5	128	
6	4	2	4	5	2	5	5	5	5	4	5	5	5	5	5	5	5	2	5	5	2	2	2	2	2	1	2	5	2	5	2	3	2	5	2	5	130
7	5	3	5	5	2	4	4	5	5	5	5	5	5	5	5	5	5	2	5	5	2	2	2	2	2	2	5	2	5	2	2	2	5	3	4	132	
8	5	2	5	5	3	5	5	4	4	4	5	5	5	5	5	5	5	3	5	5	2	2	2	2	2	1	4	2	4	1	3	2	5	2	5	129	
9	4	2	5	4	2	4	5	5	5	5	5	5	5	5	5	5	5	2	5	5	2	2	2	2	2	2	4	1	5	1	3	1	5	2	5	127	
10	5	3	4	5	2	5	4	5	4	4	5	5	5	5	5	5	5	2	5	5	2	2	2	2	2	1	2	4	2	4	2	2	4	3	4	126	
11	5	2	5	4	2	5	5	4	5	5	5	5	5	5	5	5	5	2	5	5	2	2	2	2	2	2	5	2	5	2	3	2	5	3	5	133	
12	4	1	4	5	2	4	4	4	5	4	5	4	5	4	5	4	5	1	5	4	2	2	1	2	2	1	4	2	5	1	3	2	5	2	4	117	
13	5	2	5	4	2	5	4	5	4	4	5	5	5	5	5	5	5	2	5	5	2	1	1	1	1	1	4	2	4	1	3	2	5	2	5	122	
14	5	3	5	5	2	5	5	5	5	5	5	5	5	5	5	5	5	2	5	5	2	2	2	2	2	2	5	2	5	2	3	2	5	2	5	135	
15	4	1	4	4	1	4	4	4	4	4	4	4	4	4	4	4	4	1	5	5	2	2	1	2	2	2	5	2	4	2	2	1	4	3	4	111	
16	4	1	5	5	1	5	4	5	4	5	5	5	4	5	4	5	5	2	4	4	1	1	1	2	2	1	1	4	2	4	2	3	2	4	3	5	118
17	5	3	5	5	2	4	5	5	5	5	5	5	5	5	5	5	5	3	5	5	2	2	2	2	2	2	5	2	5	2	3	2	5	3	5	136	
18	4	2	5	5	2	5	4	5	5	4	5	5	5	5	5	5	5	2	5	5	2	2	2	2	2	2	5	2	5	2	3	2	5	2	5	131	
19	5	2	5	4	3	4	5	4	5	5	5	5	5	5	5	5	5	2	5	5	2	1	1	1	2	2	4	2	5	2	1	2	4	3	4	125	
20	4	3	4	4	2	5	4	5	5	4	5	5	5	5	5	5	5	2	5	5	2	2	2	2	2	2	5	2	5	2	3	2	5	2	5	130	
21	5	2	5	5	1	4	4	4	5	5	5	5	5	5	5	5	5	1	5	5	2	2	2	2	2	2	5	2	5	2	2	2	5	2	5	128	
22	5	3	5	5	2	5	5	5	5	4	5	5	5	5	5	5	5	2	5	5	2	2	2	2	2	2	5	2	5	2	3	2	4	2	4	132	
23	4	2	4	4	2	4	4	4	5	5	5	5	5	5	5	5	5	2	5	5	2	2	2	2	2	2	5	2	5	2	3	1	5	2	4	126	
24	5	2	5	5	2	5	5	5	5	5	5	5	5	5	5	5	5	3	5	5	2	2	2	2	2	2	5	2	5	2	3	2	5	2	5	135	
25	5	3	5	5	2	4	4	4	5	4	5	5	5	5	5	5	5	2	5	5	2	2	2	2	2	1	4	2	4	2	3	2	5	3	5	129	
26	4	2	4	4	2	5	4	5	5	5	5	5	5	5	4	4	4	1	5	5	1	1	1	2	2	2	5	2	5	2	3	2	5	2	5	123	
27	5	2	5	5	3	5	5	5	5	5	5	5	5	5	5	5	5	2	5	5	2	2	2	2	2	2	5	2	5	2	3	2	5	3	5	136	
28	4	3	4	5	1	4	5	4	5	4	4	5	5	4	5	5	4	2	4	5	2	2	2	2	2	2	4	2	4	2	2	2	4	2	4	120	
29	4	2	5	4	2	5	5	5	5	5	5	5	5	5	5	5	5	3	5	5	2	2	2	2	2	2	5	2	5	2	3	2	5	3	5	134	
30	5	3	5	5	1	5	5	5	5	5	5	5	5	5	5	5	5	2	5	5	2	2	2	2	2	2	5	2	5	2	3	1	5	2	4	132	
31	5	2	5	4	2	4	4	5	5	4	5	5	5	5	5	5	5	3	5	5	2	2	2	1	1	2	4	2	4	2	2	1	4	2	5	124	
32	4	3	5	5	1	5	5	5	5	5	5	5	5	5	5	4	5	2	5	4	2	1	2	2	2	1	5	2	5	2	3	2	5	2	5	129	
Total	146	69	150	148	63	147	145	150	152	146	158	158	158	157	157	156	157	65	158	157	62	59	58	61	59	58	148	61	151	59	88	59	151	77	149	4097	
Rata-rata	4,56	2,16	4,69	4,63	1,97	4,59	4,53	4,69	4,75	4,56	4,94	4,94	4,94	4,91	4,91	4,88	4,91	2,03	4,94	4,91	1,94	1,84	1,81	1,91	1,84	1,81	4,63	1,91	4,72	1,84	2,75	1,84	4,72	2,41	4,66	128,03	
Kategori	HIGH																																				

Students' Post Test Answer (Control Group)

Table of Students' Answer (Control Group) - Topic Shape

NO	1	2	3	4	5	6	7	8	9	10	11	12	13	14	15	16	17	18	19	20	21	22	23	24	25	1	2	3	4	5	6	7	8	9	10	TOTAL	SCORE			
1	1	1	0	1	1	0	1	1	0	1	0	0	1	1	1	1	0	1	1	0	1	1	0	1	1	0	1	1	0	1	1	0	0	0	1	22	63			
2	1	0	1	0	0	1	0	0	1	1	0	0	1	0	0	1	0	0	0	1	0	1	0	0	1	0	0	0	0	0	1	1	1	1	1	1	16	46		
3	1	0	0	1	0	0	0	0	0	0	1	0	0	0	0	0	0	1	1	0	0	0	1	1	1	1	1	1	0	1	1	0	1	1	0	14	40			
4	1	1	0	0	1	1	1	1	0	1	1	1	1	0	1	1	0	1	0	1	1	1	1	0	1	0	0	0	1	1	1	0	0	1	1	1	23	66		
5	1	1	0	1	0	0	1	1	0	0	1	0	1	0	1	0	1	0	1	1	0	1	1	0	1	1	0	1	1	0	1	0	0	1	0	1	19	54		
6	0	0	1	1	1	0	1	1	0	1	0	1	0	0	1	1	0	1	0	0	0	1	1	1	1	0	1	0	1	0	1	1	0	0	0	1	18	51		
7	0	1	0	1	0	0	0	1	0	0	1	1	0	1	0	1	1	1	1	1	1	1	0	1	1	0	1	1	1	1	1	0	0	1	0	1	20	57		
8	1	1	0	0	0	0	1	0	0	1	1	0	1	1	0	0	1	0	0	1	0	1	1	0	0	1	0	1	0	1	1	1	1	1	1	1	19	54		
9	1	1	0	1	1	0	1	0	1	0	0	1	0	0	1	1	0	1	1	1	1	0	0	1	0	1	1	1	1	1	1	1	1	1	1	1	24	69		
10	0	1	0	1	0	0	0	1	0	1	0	1	0	0	1	0	1	0	1	0	1	0	1	1	0	1	1	1	0	1	0	1	1	1	1	1	19	54		
11	1	0	1	0	1	1	0	1	1	0	0	0	1	1	0	0	1	1	0	1	0	1	0	0	1	0	0	1	0	0	1	1	1	1	0	1	1	20	57	
12	1	1	0	0	0	1	1	1	0	1	1	0	0	1	1	0	0	0	1	1	0	0	1	1	0	1	1	0	1	1	0	0	0	0	1	1	0	1	18	51
13	1	1	0	1	1	0	1	1	0	1	1	1	0	1	0	1	0	1	0	1	0	0	1	0	0	1	0	1	1	1	1	1	1	0	1	0	1	21	60	
14	1	1	0	1	1	1	0	1	0	1	0	1	1	0	1	1	1	0	1	0	1	1	0	1	1	0	1	1	0	1	1	1	1	1	1	0	1	24	69	
15	1	1	1	0	0	0	1	1	1	1	0	0	1	0	1	0	1	1	1	1	1	0	1	1	1	1	1	1	1	1	1	1	0	1	1	0	1	25	71	
16	1	0	1	1	0	1	1	1	0	1	0	1	1	0	1	0	0	1	0	1	1	0	1	0	1	0	1	0	1	1	1	1	0	0	0	1	0	1	20	57
17	1	1	0	1	0	0	1	0	0	1	1	0	1	1	0	1	1	1	1	0	1	1	0	1	1	1	1	1	1	1	1	1	1	1	1	1	1	25	71	
18	0	1	0	1	1	1	0	1	1	0	1	1	1	0	1	1	0	1	1	0	1	0	0	1	1	1	1	1	1	0	1	1	0	1	1	1	1	24	69	
19	1	1	0	0	1	0	1	1	0	1	0	0	0	1	1	0	1	0	1	0	0	1	1	1	1	1	1	0	1	0	1	0	0	1	1	0	0	18	51	
20	1	1	0	0	0	1	1	0	1	1	1	0	1	0	1	1	0	1	1	0	1	1	0	1	1	0	1	0	1	1	1	1	1	0	0	1	1	21	60	
21	1	0	1	0	1	0	0	1	0	0	1	1	0	1	0	1	0	1	0	1	0	0	1	1	0	1	1	1	1	0	1	0	1	0	0	1	1	19	54	
22	1	1	0	0	1	0	1	0	1	1	1	1	0	0	1	1	0	1	1	1	1	0	1	0	1	0	1	0	1	0	1	1	1	0	1	1	1	22	63	
23	1	0	1	0	0	1	1	1	0	1	0	1	1	0	1	1	0	1	1	0	0	0	1	1	0	1	1	0	1	1	0	1	1	1	1	0	1	21	60	
24	0	1	0	0	1	1	0	0	0	0	1	1	1	1	1	0	1	1	0	1	1	0	1	1	0	1	1	0	1	1	0	1	1	0	1	0	1	21	60	
25	0	0	1	0	0	0	1	0	1	1	0	1	0	0	1	1	0	1	0	1	0	1	1	0	0	1	1	1	1	1	1	1	1	1	1	0	1	20	57	
26	1	1	0	1	1	1	0	1	0	0	1	0	0	1	1	1	0	1	1	1	0	1	1	1	1	0	1	1	0	1	1	1	1	0	1	0	0	22	63	
27	0	1	0	0	1	0	0	1	0	1	0	1	0	1	1	1	0	1	0	1	0	1	1	0	1	1	0	1	1	0	1	0	1	1	1	1	1	20	57	
Total	20	19	8	13	14	11	16	18	8	18	14	15	14	12	18	16	13	17	18	15	12	17	19	14	18	19	19	18	19	18	18	14	16	15	22	555	1585,714			
Rata-rata	0,74	0,73	0,30	0,48	0,54	0,41	0,59	0,67	0,30	0,67	0,54	0,56	0,52	0,46	0,67	0,62	0,50	0,63	0,67	0,56	0,44	0,63	0,70	0,52	0,67	0,70	0,70	0,67	0,70	0,67	0,69	0,52	0,59	0,56	0,81	20,56	58,73			
Kategori	HIGH																																							

Table of Students' Answer (Control Group) - Topic Weather and Season

NO	1	2	3	4	5	6	7	8	9	10	11	12	13	14	15	16	17	18	19	20	21	22	23	24	25	26	27	1	2	3	4	5	6	7	8	9	10	TOTAL	SCORE		
1	1	1	1	1	0	1	1	1	0	1	0	1	1	1	0	1	1	0	1	0	0	1	0	0	1	0	1	1	0	1	1	0	1	1	1	1	1	1	23	62	
2	1	0	0	1	0	1	0	0	1	0	1	1	0	1	0	0	0	1	0	1	0	1	0	1	0	1	0	1	0	1	1	0	1	1	1	1	1	1	1	20	54
3	0	1	0	1	0	1	0	0	1	0	1	0	1	0	1	1	0	1	0	1	0	1	0	1	0	1	0	1	1	0	0	0	1	1	1	0	1	1	19	51	
4	1	1	0	1	0	1	1	0	0	1	0	1	1	1	0	1	1	0	1	0	1	0	1	0	1	1	0	1	0	1	1	1	1	1	0	1	1	0	23	62	
5	0	0	1	0	1	0	1	1	0	1	0	1	0	1	0	1	0	1	1	1	1	0	1	0	1	0	1	1	1	0	1	1	0	1	1	1	1	1	22	59	
6	1	0	1	1	0	1	0	0	0	1	1	0	1	1	1	0	1	0	0	1	1	0	1	1	1	1	0	1	0	1	1	0	1	0	1	1	1	1	23	62	
7	1	0	1	0	0	0	1	1	0	1	0	1	0	1	0	1	1	0	1	0	1	0	1	0	1	0	1	0	1	0	1	1	1	1	1	1	1	1	23	62	
8	0	0	1	0	1	0	1	0	1	0	1	1	0	0	1	0	1	0	1	0	1	0	1	0	1	1	1	1	1	1	1	1	1	1	1	1	1	1	25	68	
9	1	0	1	0	1	0	0	1	0	1	0	0	1	1	0	1	0	1	1	1	1	0	1	0	0	0	1	1	1	1	1	1	1	1	1	1	1	1	24	65	
10	1	0	0	0	0	1	0	1	0	1	0	0	1	0	1	1	0	1	0	0	0	0	1	1	0	1	0	1	1	1	1	1	1	1	1	1	1	1	22	59	
11	0	1	0	0	1	0	1	0	1	0	0	1	0	1	0	0	0	1	0	1	1	0	0	0	0	1	1	0	1	1	1	1	1	1	1	1	1	1	22	59	
12	1	1	0	0	1	0	0	0	1	1	0	1	0	1	0	1	0	1	0	1	0	1	0	1	0	1	0	1	0	1	0	1	1	1	1	0	1	1	21	57	
13	0	0	1	0	0	1	1	0	0	0	1	0	1	0	0	1	0	1	0	1	0	1	0	0	1	1	1	1	1	1	1	1	1	1	1	1	1	1	22	59	
14	1	0	1	0	1	0	1	0	1	0	1	0	1	0	1	0	1	0	1	1	1	1	1	1	1	1	1	1	1	1	1	1	1	1	1	1	1	1	28	76	
15	1	1	0	1	0	1	0	1	0	1	0	1	1	0	1	0	0	1	1	1	1	1	1	1	1	1	1	1	1	1	1	1	1	1	1	1	1	1	29	78	
16	0	1	0	0	1	0	0	1	1	0	1	0	1	0	0	1	0	1	0	1	0	1	0	0	1	1	0	0	1	0	1	1	1	0	1	1	1	1	19	51	
17	0	1	0	0	1	1	0	1	1	1	1	1	0	1	1	0	1	0	1	1	1	1	1	1	1	1	1	1	1	1	1	1	1	1	1	1	1	1	30	81	
18	1	1	0	0	1	0	1	1	0	1	0	1	0	1	0	1	1	0	1	1	1	1	1	1	1	1	1	1	1	1	1	1	1	1	1	1	1	1	29	78	
19	0	1	0	0	0	1	1	0	1	1	0	1	1	0	0	1	0	1	0	0	1	0	0	1	0	1	1	1	1	1	0	0	0	1	1	1	1	20	54		
20	1	1	0	1	0	1	0	1	0	1	0	1	0	1	1	0	1	0	1	0	1	0	1	1	1	1	1	1	1	1	1	1	1	1	1	1	1	1	27	73	
21	0	1	0	1	1	0	1	0	1	0	1	0	1	1	0	1	1	1	0	1	0	1	0	1	1	0	1	0	1	1	1	1	1	1	1	0	1	0	23	62	
22	1	0	1	0	1	1	0	1	1	0	1	0	1	0	1	1	0	1	0	1	0	1	1	0	1	1	1	1	1	1	1	1	1	1	1	1	1	1	27	73	
23	1	1	0	1	0	0	1	0	1	0	0	1	0	1	0	0	0	1	1	0	1	0	1	0	0	1	1	0	1	0	1	0	1	0	1	0	1	1	19	51	
24	0	0	1	0	1	0	1	0	1	0	1	0	1	1	0	1	1	0	1	0	1	1	1	1	1	1	0	1	1	0	1	1	1	1	1	1	1	1	25	68	
25	0	1	0	1	0	1	0	1	0	1	0	0	1	0	0	1	0	1	1	1	0	0	0	0	1	0	1	1	0	1	1	0	1	1	1	1	0	1	19	51	
26	1	0	1	0	1	0	1	0	1	0	1	0	1	1	0	1	0	1	0	1	0	1	0	1	1	0	1	1	0	1	1	0	1	1	0	0	1	1	21	57	
27	0	0	1	1	0	0	1	0	1	0	1	0	0	0	1	1	0	1	1	0	1	0	1	0	1	0	1	0	1	1	1	1	1	1	1	1	1	1	23	62	
Total	15	14	12	10	14	13	15	11	16	13	14	13	16	16	10	18	12	16	16	16	13	16	15	16	20	17	23	20	21	23	21	23	24	21	25	24	26	628	1697,297		
Rata-rata	0,56	0,52	0,44	0,37	0,52	0,48	0,56	0,41	0,59	0,48	0,52	0,48	0,59	0,59	0,37	0,67	0,44	0,59	0,59	0,59	0,48	0,59	0,56	0,59	0,74	0,63	0,85	0,74	0,78	0,85	0,78	0,85	0,89	0,78	0,93	0,89	0,96	23,26	62,86		
Kategori	HIGH																																								

### Control Group Score

No	Shape	Weather and Season	Final Score
	Score	Score	
1	63	62	63
2	46	54	50
3	40	51	46
4	66	62	64
5	54	59	57
6	51	62	57
7	57	62	60
8	54	68	61
9	69	65	67
10	54	59	57
11	57	59	58
12	51	57	54
13	60	59	60
14	69	76	72
15	71	78	75
16	57	51	54
17	71	81	76
18	69	78	73
19	51	54	53
20	60	73	66
21	54	62	58
22	63	73	68
23	60	51	56
24	60	68	64
25	57	51	54
26	63	57	60
27	57	62	60



Students' Questionnaire Answer (Control Group)

No	1	2	3	4	5	6	7	8	9	10	11	12	13	14	15	16	17	18	19	20	21	22	23	24	25	26	27	28	29	30	31	32	33	34	35	Total
1	4	1	5	3	2	5	4	4	5	4	4	4	5	4	4	3	4	2	5	3	1	2	2	2	2	2	4	2	4	2	3	2	5	1	4	113
2	4	2	3	5	1	5	4	5	4	4	3	3	4	3	4	4	5	2	2	2	1	2	1	1	2	2	3	2	3	1	2	3	4	2	3	101
3	4	2	5	5	1	4	5	4	4	3	4	4	4	4	3	3	4	2	4	4	2	2	2	2	2	2	4	2	4	2	3	2	4	2	4	112
4	3	1	4	4	1	5	5	4	5	4	3	4	5	3	4	4	3	2	3	4	2	2	2	2	2	2	3	1	4	1	3	2	5	1	4	107
5	3	3	5	4	3	5	4	5	5	4	4	3	4	4	3	4	4	2	4	3	1	1	1	2	2	2	4	2	3	1	2	3	4	2	3	109
6	3	2	4	5	2	4	5	4	4	4	4	4	4	3	4	3	4	2	4	4	1	2	1	1	2	1	3	2	4	2	3	2	3	1	4	105
7	4	1	4	5	2	5	4	5	5	5	4	3	3	4	4	4	3	2	3	4	2	2	2	2	2	2	4	2	4	1	2	3	5	1	4	112
8	5	2	4	4	2	4	4	4	4	4	3	5	4	4	4	4	4	2	4	3	2	3	2	2	2	2	4	1	3	1	3	2	4	1	3	109
9	4	2	4	5	1	5	4	5	5	4	4	4	4	5	5	3	4	2	5	4	2	2	1	2	2	2	3	2	4	2	2	2	4	2	4	115
10	5	1	5	4	1	4	4	4	5	5	4	3	3	4	4	4	3	2	3	3	1	2	2	2	2	2	4	2	3	1	3	2	5	2	3	107
11	4	2	3	5	2	5	5	5	5	4	3	4	4	4	3	5	4	2	4	3	2	2	2	1	2	2	4	2	3	2	2	3	4	1	3	111
12	4	2	3	4	2	4	4	4	3	3	4	3	3	3	3	4	4	2	4	3	1	2	1	2	2	2	3	1	4	2	2	2	3	2	4	99
13	5	1	5	3	2	4	4	4	5	4	4	4	4	4	3	4	5	2	3	4	1	2	2	2	2	2	4	2	4	1	3	3	4	2	4	112
14	4	2	4	3	2	4	3	5	3	3	3	4	5	3	4	4	3	2	5	3	2	2	2	1	2	2	3	2	3	2	3	3	4	2	3	105
15	3	3	5	4	3	5	4	5	3	5	4	3	4	4	3	3	4	2	4	4	2	1	1	2	2	2	4	1	4	1	3	1	3	2	4	108
16	5	1	4	5	1	5	5	4	5	3	4	4	4	5	4	4	5	2	3	3	2	2	2	2	2	2	4	2	3	2	3	2	4	2	3	113
17	5	1	3	5	1	4	4	4	5	4	3	3	3	4	4	3	4	2	3	4	2	2	1	2	2	2	4	2	5	1	3	3	3	1	5	107
18	4	2	4	4	3	4	4	5	4	5	4	4	4	4	3	3	3	1	3	4	1	1	1	1	2	2	4	1	4	2	2	2	3	2	3	103
19	4	1	3	4	2	4	4	4	5	3	3	4	3	3	4	3	3	2	3	3	1	1	2	1	2	2	3	2	3	1	2	1	3	1	3	93
20	5	2	5	5	1	5	5	3	4	4	3	5	4	3	4	4	4	2	4	4	2	2	2	1	1	1	3	1	3	1	1	1	3	2	4	104
21	3	2	5	5	2	4	5	5	5	5	4	4	3	4	5	5	3	2	4	3	2	2	2	2	2	2	4	2	3	2	3	1	4	2	3	114
22	5	1	5	4	3	4	5	3	5	4	3	4	4	3	4	4	4	2	3	4	2	2	1	2	2	2	4	2	4	2	3	2	4	2	4	112
23	4	2	4	4	1	5	4	5	4	3	4	4	5	4	5	5	4	2	4	4	1	3	2	2	2	2	4	1	4	2	3	3	5	2	4	117
24	5	2	5	4	3	4	4	3	4	3	3	5	4	3	4	4	3	2	4	5	2	2	2	2	2	2	3	2	5	2	3	1	3	1	4	110
25	4	1	4	5	2	5	5	5	5	3	4	4	4	4	4	5	4	2	5	4	1	2	2	2	2	2	4	1	4	2	1	3	3	2	4	114
26	5	3	5	5	1	5	4	3	4	4	4	5	5	3	5	4	5	2	4	4	2	2	1	2	2	2	4	2	3	2	3	2	4	2	3	116
27	4	2	4	3	1	4	4	5	4	3	3	4	3	5	3	4	4	2	3	3	2	1	2	1	2	2	4	1	4	1	1	1	4	2	4	100
Total	112	47	114	116	48	121	116	116	119	104	97	105	106	101	104	104	104	53	100	96	43	51	44	46	53	52	99	45	99	42	67	57	104	45	98	2928
Rat-rata	4,15	1,74	4,22	4,30	1,78	4,48	4,30	4,41	3,85	3,59	3,89	3,93	3,74	3,85	3,85	3,85	1,96	3,70	3,56	1,59	1,89	1,63	1,70	1,96	1,93	3,67	1,67	3,67	1,56	2,48	2,11	3,85	1,67	3,63	108,44	
Kategori	AVERAGE																																			

Appendix 9. Expert Judgments Form

Expert Judgment Sheet

For: Instrument Post-test (Shape)

Judge: Prof. Dr. Ni Made Ratminingsih, M.A.

No	Expert Response		Suggestion
	Relevant	Irrelevant	
1	√		
2	√		
3	√		
4	√		
5	√		
6	√		
7	√		
8	√		
9	√		
10	√		
11	√		
12	√		
13	√		
14	√		
15	√		
16	√		
17	√		Mestinya sediakan gambar
18	√		Mestinya sediakan gambar
19	√		
20	√		

21	√		
22	√		
23	√		
24	√		
25	√		
26	√		
27	√		
28		√	Lihat komen
29	√		
30	√		
31	√		
32	√		
33	√		
34	√		
35	√		
36	√		
37	√		
38	√		
39	√		
40	√		

Singaraja, 27 Januari 2022

Judge,

Prof. Dr. Ni Made Ratminingsih, M.A.

NIP. 196609081991022002

Expert Judgment Sheet

For: Instrument Post-test (Shape)

Judge: Made Hery Santosa, S.Pd., M.Pd., Ph.D.

No	Expert Response		Suggestion
	Relevant	Irrelevant	
1	✓		
2	✓		
3	✓		
4	✓		
5	✓		
6	✓		
7	✓		
8	✓		
9	✓		
10	✓		
11	✓		
12	✓		
13	✓		
14	✓		
15	✓		
16	✓		
17	✓		
18	✓		
19	✓		
20	✓		
21	✓		

22	✓		
23	✓		
24	✓		
25	✓		
26	✓		
27	✓		
28	✓		
29	✓		
30	✓		
31	✓		
32	✓		
33	✓		
34	✓		
35	✓		
36	✓		
37	✓		
38	✓		
39	✓		
40	✓		

Singaraja, 27 Januari 2022

Judge,



Made Hery Santosa, S.Pd., M.Pd., Ph.D.  
 NIP. 197910232003121001



### Expert Judgment Sheet

For: Instrument Post-test (Weather and Season)

Judge: Prof. Dr. Ni Made Ratminingsih, M.A.

No	Expert Response		Suggestion
	Relevant	Irrelevant	
1	√		
2		√	Lihat komen
3	√		
4	√		
5	√		
6	√		
7	√		
8	√		
9	√		
10	√		
11	√		
12	√		
13	√		
14	√		
15	√		
16	√		
17	√		
18	√		
19	√		
20	√		
21	√		

22	√		
23	√		
24	√		
25	√		
26	√		
27	√		
28	√		
29	√		
30	√		
31	√		
32	√		
33	√		
34	√		
35	√		
36	√		
37	√		
38	√		
39	√		
40	√		

Singaraja, 27 Januari 2022

Judge,



Prof. Dr. Ni Made Ratminingsih, M.A.

NIP. 196609081991022002

### Expert Judgment Sheet

For: Instrument Post-test (Weather and Season)

Judge: Made Hery Santosa, S.Pd., M.Pd., Ph.D.

No	Expert Response		Suggestion
	Relevant	Irrelevant	
1	✓		
2		✓	See comment
3	✓		
4	✓		
5	✓		
6	✓		
7	✓		
8	✓		
9	✓		
10	✓		
11	✓		
12	✓		
13	✓		
14	✓		
15	✓		
16	✓		
17	✓		
18	✓		
19	✓		
20	✓		
21	✓		

22	✓		
23	✓		
24	✓		
25	✓		
26	✓		
27	✓		
28	✓		
29	✓		
30	✓		
31	✓		
32	✓		
33	✓		
34	✓		
35	✓		
36	✓		
37	✓		
38	✓		
39	✓		
40	✓		

Singaraja, 27 Januari 2022  
Judge,



Made Hery Santosa, S.Pd., M.Pd., Ph.D.  
NIP. 197910232003121001

Appendix 10. Attachment Letters

**PEMERINTAH KABUPATEN BADUNG**  
**DINAS PENDIDIKAN, PEMUDA DAN OLAH RAGA**  
**SEKOLAH DASAR NOMOR 4 LUKLUK**  
*Alamat :Lingk. Perang Alas, Lukluk, Kec. Mengwi, Kab. Badung*  
*Tlp/HP : 081339586570, Email: sdempatlukluk@yahoo.com*

---

**SURAT KETERANGAN**  
Nomor :423/07/SD4LKL/2022

Yang bertanda tangan di bawah ini:

Nama : Ni Made Rai YususaniAtmaja, S. Pd.  
NIP : 19700915 200801 2 020  
Pangkat, Gol.ruang : Penata Tk. I, III/d  
Jabatan : Kepala Sekolah  
Sekolah : SD No. 4 Lukluk  
Alamat Sekolah : Lingk. Perang Alas, Lukluk, Mengwi, Badung

Menerangkan dengan sebenarnya bahwa :

Nama : I Dewa Ayu Agung Radhaswati  
NIM : 2029081028  
Jurusan : S2 Pendidikan Bahasa Inggris

Yang tersebut di atas memang benar telah melakukan penelitian di sekolah kami untuk melengkapi data-data penyusunan tesis.

Demikianlah Surat Keterangan ini dibuat agar dapat digunakan sebagai mana mestinya.

Mengetahui,  
Kepala SD No. 4 Lukluk  
  
Ni Made Rai YususaniAtmaja, S. Pd.  
NIP.19700915 200801 2 020





PEMERINTAH KABUPATEN BADUNG  
DINAS PENDIDIKAN, KEPEMUDAAN DAN OLAH RAGA  
SD NO. 3 PENARUNGAN, KEC. MENGWI, KAB. BADUNG, PROV. BALI  
NSS/NPSN : 101220403015/50101811 Telp. (0361) 7992094 email : sdtigapnr@gmail.com  
Br. Guming , Desa Penarungan Kec. Mengwi, Kab. Badung

**SURAT KETERANGAN**  
**Nomor : 423/070/sdtigapnr/2022**

Yang bertanda tangan di bawah ini :

Nama : Ida Bagus Ketut Suastara,S.Pd  
NIP : 19720515 200501 1 011  
Jabatan : Kepala Sekolah  
Sekolah : SD No. 3 Penarungan  
Alamat Sekolah : Br.Guming, Desa Penarungan, Mengwi

Menerangkan dengan sebenarnya bahwa :

Nama : I Dewa Ayu Agung Radhaswati  
NIM : 2029081028  
Jurusan : S 2 Pendidikan Bahasa Inggris

Yang tersebut di atas memang benar telah melakukan penelitian di sekolah kami dari tanggal 3 Februari 2022 sampai 14 April 2022.

Demikian surat keterangan ini dibuat, agar dapat digunakan sebagaimana mestinya.

Mengetahui,  
Kepala SD No. 3 Penarungan  
- Z  
Ida Bagus Ketut Suastara,S.Pd  
NIP. 19720515 200501 1 011





PEMERINTAH KABUPATEN BADUNG  
DINAS PENDIDIKAN, KEPEMUDAAN DAN OLAH RAGA  
**SD NO . 1 LUKLUK**

NPSN: 50103550, Alamat: Jln. Raya Anggunan, Br. Badung, Lukluk-Mengwi  
Telp. (0361) 9076083 Email : sdnolukluk@gmail.com



SURAT KETERANGAN

Nomor : 423/36/SD No.1 LKL/2022

Yang bertanda tangan dibawah ini :


Nama : Ni Wayan Suadnyani, S.Ag.M.Pd.H  
NIP : 19650326 198606 2 002  
Jabatan : Plt. Kepala Sekolah SD No.1 Lukluk  
Sekolah : SD No. 1 Lukluk  
Alamat Sekolah : Jln. Raya Anggunan , Br. Badung, Lukluk Mengwi

Menerangan dengan sebenarnya bahwa :

Nama : I Dewa Ayu Agung Radhaswati  
NIM : 2029081028  
Jurusan : S2 Pendidikan Bahasa Inggris

Yang tersebut diatas memang benar telah melakukan Penelitian di sekolah kami dari tanggal 2 Februari 2022 sampai 12 April 2022

Demikian surat keterangan ini dibuat , agar dapat digunakan sebagaimana mestinya.



## Appendix 11. Documentations



The students were doing the try-out test.



The student learned by using Educandy in online learning.



The researcher explained and introduced Educandy to the students.



The students were enthusiast in reaching the top three.



The students learned by using Educandy in offline learning.



The students were doing the post-test

### Schedule of Research

No	Date	Topic/Class
1.	February 2, 2022	1 <sup>st</sup> meeting topic Shape experimental group
2.	February 3, 2022	1 <sup>st</sup> meeting topic Shape control group
3.	February 8, 2022	2 <sup>nd</sup> meeting topic Shape experimental group
4.	February 10, 2022	2 <sup>nd</sup> meeting topic Shape control group
5.	February 15, 2022	3 <sup>rd</sup> meeting topic Shape experimental group
6.	February 17, 2022	3 <sup>rd</sup> meeting topic Shape control group
7.	February 22, 2022	4 <sup>th</sup> meeting topic Shape experimental group (Post-test)
8.	February 24, 2022	4 <sup>th</sup> meeting topic Shape control group (Post-test)
9.	March 22, 2022	1 <sup>st</sup> meeting topic Weather and Season experimental group
10.	March 24, 2022	1 <sup>st</sup> meeting topic Weather and Season control group
11.	March 29, 2022	2 <sup>nd</sup> meeting topic Weather and Season experimental group
12.	March 31, 2022	2 <sup>nd</sup> meeting topic Weather and Season control group
13.	April 5, 2022	3 <sup>rd</sup> meeting topic Weather and Season experimental group
14.	April 7, 2022	3 <sup>rd</sup> meeting topic Weather and Season control group
15.	April 12, 2022	4 <sup>th</sup> meeting topic Weather and Season experimental group (Post-test)
16.	April 14, 2022	4 <sup>th</sup> meeting topic Weather and Season control group (Post-test)