

Appendix 1 Research Permission Letter

Ate.
20/10 - 2021



KEMENTERIAN PENDIDIKAN, KEBUDAYAAN, RISET DAN TEKNOLOGI
UNIVERSITAS PENDIDIKAN GANESHA
FAKULTAS BAHASA DAN SENI
Jalan A Yani No. 67 Singaraja Bali Kode Pos 81116
Telepon (0362) 21541 Fax. (0362) 27561
Laman: fbs.undiksha.ac.id

Nomor : 2991/UN48.7.1/DT/2021 25 Oktober 2021


Perihal : **Permohonan Izin Penelitian**

Yth. Kepala SMP Negeri 1 Tegallalang
di Gianyar

Dalam rangka pengumpulan data untuk menyelesaikan Skripsi/Tugas Akhir, dengan hormat kami mohon agar Bapak/Ibu mengizinkan mahasiswa di bawah ini:

Nama	: Kadek Dwi Dharmapatni Rahendra
NIM	: 1812021078
Jurusan	: Bahasa Asing
Program Studi	: Pendidikan Bahasa Inggris
Jenjang	: S1
Tahun Akademik	: 2021/2022
Judul	: ANALYZING READING-RELATED ACTIVITIES IN ENGLISH TEXTBOOK FOR GRADE 7 IN SMP NEGERI 1 TEGALLALANG AND HOW THE TEXTS ARE EXPLOITED IN THE CLASSROOM

untuk mencari data yang diperlukan pada institusi yang Bapak/Ibu pimpin. Atas perhatian dan bantuan Bapak/Ibu, kami ucapkan terima kasih.



a.n. Dekan,
Wakil Dekan I,
Dr. Dewa Putu Ramendra, S.Pd., M.Pd.
NIP. 197609022000031001

Tembusan:

1. Dekan FBS Undiksha Singaraja
2. Kaprodi. Bahasa Asing
3. Sub Bagian Pendidikan FBS

Appendix 2 Observational Sheet of Reading Activity Contain in Textbook

No	Chapter	Page	Material	Reading Activities
1	1	6-27	<p>Good Morning, How Are You?</p> <ul style="list-style-type: none"> • Greeting and Leave Taking • Gratitude and apologizing 	<p>GREETING AND LEAVE TAKING</p> <ul style="list-style-type: none"> • Answering the following questions based on dialogue. (Page 8, Task 2: Practice the dialogue and answer the following questions!). • Identifying the use of greeting and leave taking expressions based on the dialogues given. (Page 9, Task 3: Practice the dialogue and identify the use of greeting and leave-taking expressions!). • Answering questions based on the dialogues. (Page 9, Task 5: Read the dialogues and answer the following questions!) • Answering questions based on the dialogues. (Page 10, Task 6: Read the dialogues and answer the following questions!) <p>GRATITUDE AND APOLOGIZING</p> <ul style="list-style-type: none"> • Answering questions based on the dialogue. (Page 14, Task 3: Answer the following questions based on the dialogue above!). • Answering questions based on the texts. (Page 14, Task 5: Read the texts carefully and answer the following questions!). • Answering questions based on a dialogue (Page 15, Task 6: Read the following dialogue and answer the questions!) • Answering the multiple-choice test (Page 22, Competency Test: Choose the correct answer by crossing a, b, c, or d.). • Answering questions based on the dialogues (Pages 23-25, Competency Test Part D: Answer the questions correctly!).

				<ul style="list-style-type: none"> Solving problem based on a text (Page 27, Problem Solve Exercise: Read the following article carefully and answer the questions!).
2	2	28-	It's Me <ul style="list-style-type: none"> Introducing Oneself and Other People Text of Identity 	<p>INTRODUCING ONESELF AND OTHER PEOPLE</p> <ul style="list-style-type: none"> Answering questions based on the dialogues (Page 29, Task 2: Practice the dialogues with your friends and answer the following questions!). Answering questions based on the dialogue (Page 30, Task 3: Act it out the dialogue in front of the class, then answer the following questions!). Answering questions based on the dialogue (Page 31, Task 4: Read the dialogue and answer the questions!). True/false questions based on dialogue (Page 31, Task 5: Read the following dialogue! State "T" if the statement is true and "F" if the statement is false!). Answering questions based on the dialogue (Page 32, Individual Activity: Read the dialogue and answer the following questions!). <p>TEXT OF IDENTITY</p> <ul style="list-style-type: none"> Answering questions based on a text (Page 33, Task 2: Pronounce the text fluently and answer the following questions!). Completing a text (Page 34, Task 3: Complete the following text with the correct answer in the box! Then pronounce it fluently!). True or false (Page 34, Task 4: Read the text carefully and state true (T) or false (F) based on the text!). Answering questions based on a text (Page 34, Task 5: Read the

				<p>text comprehensively and answer the following questions!).</p> <ul style="list-style-type: none"> • Answering questions based on a text (Page 35, Task 6: Read the ID card and answer the following questions!). • Answering questions based on a text (Page 35, Task 7: Read the text and answer the following questions!). • Answering questions based on a text (Page 37, Individual Activity: Read the text and answer the questions!). • Answering the multiple-choice test (Page 38, Competency Test: Choose the correct answer by crossing a, b, c, or d.). • Answering questions based on a text (Page 42, Competency Test Part D: Answer the questions correctly!). • Solving problem based on a text (Page 45, Problem Solve Exercise: Read the following case carefully and answer the questions!).
3	3	55-74	<p>What time is it?</p> <ul style="list-style-type: none"> • Days and Time • Ordinal Number 	<p>DAYS AND TIME</p> <ul style="list-style-type: none"> • Answering questions based on a text (Page 58, Task 3: Practice the dialogues and answer the following questions!). • Write the information from a dialogue (Page 58, Task 4: Practice the following dialogue! Then, write the information from the dialogue!). • Answering questions based on a text (Page 59, Task 6: Read the text and answer the following questions!). • True or false (Page 60, Task 7: Read the text and state true or false)

				<ul style="list-style-type: none"> • Answering questions based on the dialogue (Page 61, Individual Activity: Read the dialogue and answer the following questions!). • Answering the multiple-choice test (Page 68, Competency Test: Choose the correct answer by crossing a, b, c, or d.). • Completing statements based on a text (Page 70, Competency Test Part B: Complete the following statements based on Rangga's timetable on Monday!). • Answering questions based on the dialogues (Page 71-72, Competency Test Part D: Answer the questions correctly!). • Solving problem based on a text (Page 74, Problem Solve Exercise: Read the following case carefully and answer the questions!). <p>ORDINAL NUMBER -</p>
4	4	75-98	<p>This is my World</p> <ul style="list-style-type: none"> • Asking for and giving information about animals • Asking for and giving information about things and public places 	<p>ASKING FOR AND GIVING INFORMATION ABOUT ANIMALS</p> <ul style="list-style-type: none"> • Answering questions based on the dialogues (Page 77, Task 3: Practice the dialogues with your friends and answer the following questions!). • Answering questions based on dialogue (Page 78, Task 4: Read the dialogue and answer the following questions!) • Answering questions based on a text (Page 78, Task 5: Read the text and answer the following questions!) • Fill in the blank (Page 79, Task 6: Fill in the blank spaces with

the correct answer in the box!).

- Writing idea based on the text (Page 79, Task 7: Read the following text! Write the animals around your school or house!).
- Answering questions based on the dialogue (Page 95, Competency Test Part D: Answer the questions correctly!).

ASKING FOR AND GIVING INFORMATION ABOUT THINGS AND PUBLIC PLACES

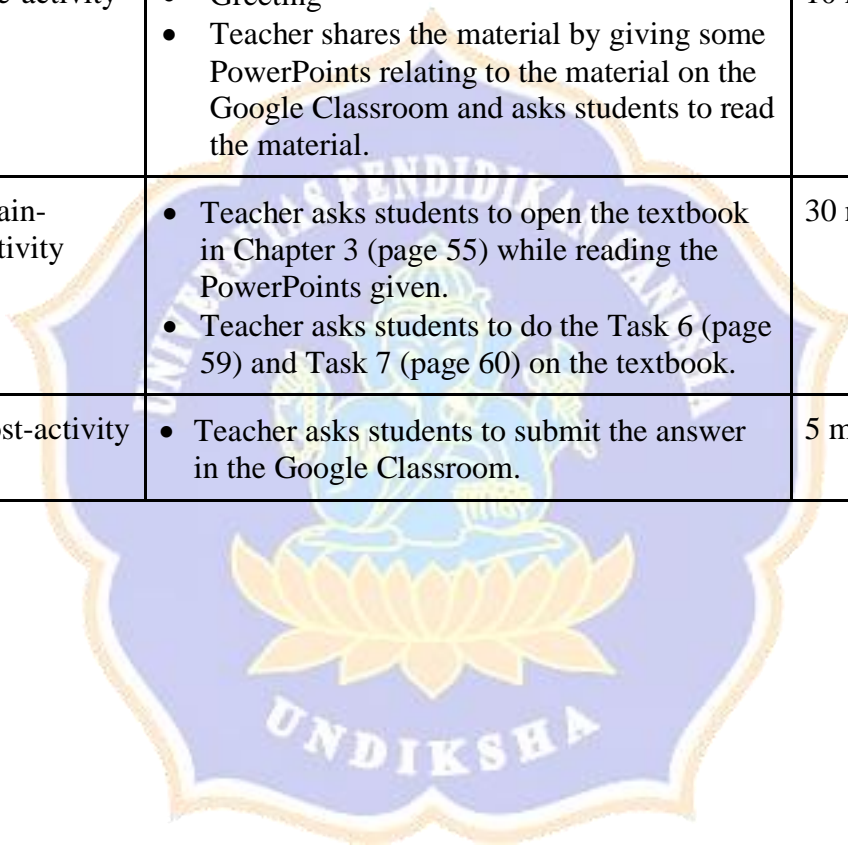
- Identifying expression based on dialogue (Page 86, Task 5: Practice the dialogue with your seatmate! Identify the expression of asking for and giving directions!).
- Answering questions based on a text (Page 88, Task 7: Read the text and answer the following questions!)
- True or false (Page 88, Task 8: Read the dialogues! Then, write true or false of the following statements!)
- Writing some information (Page 89, Task 9: Read the following text! Then, choose one of the rooms in your house! Write the things in the room and their number! Write in the form of paragraph in your book!).
- Answering the multiple-choice test (Page 91, Competency Test: Choose the correct answer by crossing a, b, c, or d.).
- Solving problem based on a text (Page 98, Problem Solve Exercise: Read the following case carefully and answer the questions!).

Appendix 3 Observational Sheet of Teaching Process in the First Observation

Material : Days and Time (Chapter 3)

Date : Wednesday, October 06th, 2021

No	Teaching Activity	Teacher's Instructions	Time Allotment
1.	Pre-activity	<ul style="list-style-type: none">• Greeting• Teacher shares the material by giving some PowerPoints relating to the material on the Google Classroom and asks students to read the material.	10 minutes
2.	Main-activity	<ul style="list-style-type: none">• Teacher asks students to open the textbook in Chapter 3 (page 55) while reading the PowerPoints given.• Teacher asks students to do the Task 6 (page 59) and Task 7 (page 60) on the textbook.	30 minutes
3.	Post-activity	<ul style="list-style-type: none">• Teacher asks students to submit the answer in the Google Classroom.	5 minutes

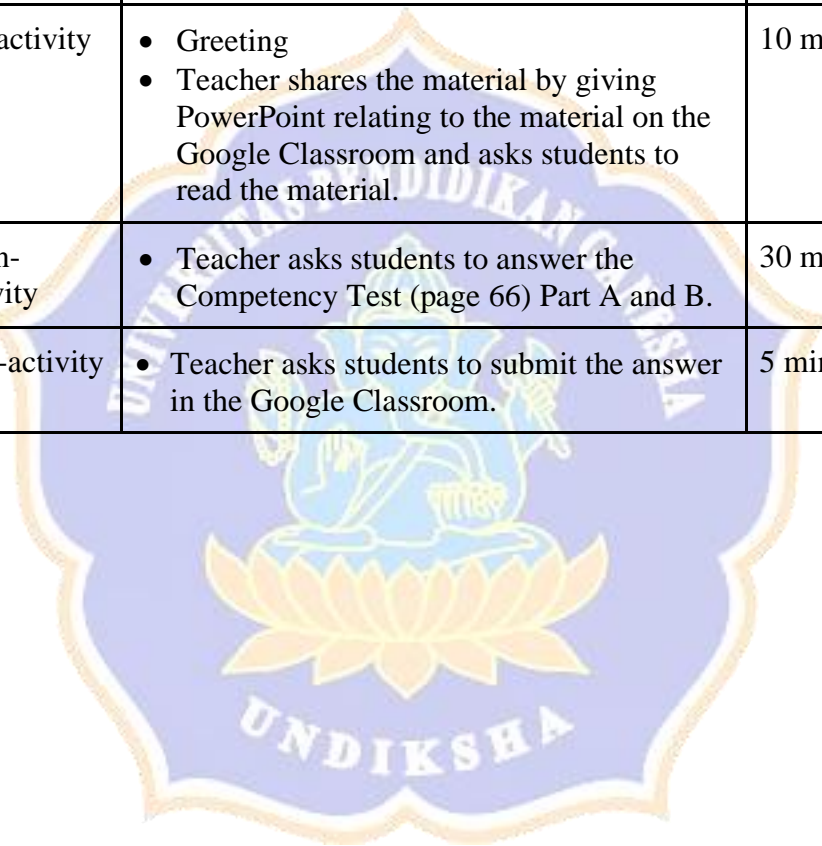


Appendix 4 Observational Sheet of Teaching Process in the Second Observation

Material : Date and Ordinal Number (Chapter 3)

Date : Wednesday, October 13th, 2021

No	Teaching Activity	Teacher's Instructions	Time Allotment
1.	Pre-activity	<ul style="list-style-type: none">• Greeting• Teacher shares the material by giving PowerPoint relating to the material on the Google Classroom and asks students to read the material.	10 minutes
2.	Main-activity	<ul style="list-style-type: none">• Teacher asks students to answer the Competency Test (page 66) Part A and B.	30 minutes
3.	Post-activity	<ul style="list-style-type: none">• Teacher asks students to submit the answer in the Google Classroom.	5 minutes



Appendix 5 Observational Sheet of Teaching Process in the Third Observation

Material : Asking and Giving Information about Animals (Chapter 4)

Date : Wednesday, October 27th, 2021

No	Teaching Activity	Teacher's Instructions	Time Allotment
1.	Pre-activity	<ul style="list-style-type: none">• Greeting• Praying• Checking students' attendance• Brainstorming (Task 7, page 79)	10 minutes
2.	Main-activity	<ul style="list-style-type: none">• Teacher shows some picture of the animals.• Teacher asks students to say something about the picture of the animal.• Teacher relates the activity before with the material and ask students to read the material on the textbook.• Teacher explains the point of the material.• Teacher opens a discussion session about the material.• Teacher asked students to do the task in the textbook (Task 5, page 78).• Teacher and students discuss the task.	30 minutes
3.	Post-activity	<ul style="list-style-type: none">• Teacher evaluates the learning activities.	5 minutes

Appendix 6 Observational Sheet of Teaching Process in the Fourth Observation

Material : Asking and Giving Information about Things Public Places
(Chapter 4)

Date : Wednesday, November 03rd, 2021

No	Teaching Activity	Teacher's Instructions	Time Allotment
1.	Pre-activity	<ul style="list-style-type: none"> • Greeting • Praying • Checking students' attendance • Reviewing the previous material 	10 minutes
2.	Main-activity	<ul style="list-style-type: none"> • Teacher asks students to imagine some place in the school such as canteen, library, and other. Then focusing on one place, that is library. • Teacher asks students to say something about the place then ask students to tell the direction to reach the library. • Teacher relates the activity before with the material and ask students to read the material on the textbook. • Teacher explains the point of the material. • Teacher opens a discussion session about the material. • Teacher asks students to answer the task in the textbook, those are Task 5 (page 86) and Task 7 (page 88). • Teacher and students discuss the task. 	30 minutes
3.	Post-activity	<ul style="list-style-type: none"> • Teacher evaluates the learning activities. 	5 minutes

Appendix 7 Observational Sheet of Interview to the Teacher

No	Questions	Respondent' answer
1.	What activities are carried out in reading class?	The activities that carried out in the reading class is reading a text or dialogue then following by some activity such as answering questions, true or false, and many other activities.
2.	What strategies are implemented?	The strategies that implemented in the classroom is depends on the material that is taught. It can be read aloud, work in pair, think peer share, or the combination of those. In one meeting, it can be use more than one strategy that used by the teacher.
3.	Is the text in the English Textbook used optimally in the classroom?	Because of the situation, the used of textbook while online learning is not optimal because teacher frequently use PowerPoint or other media and rarely use the English textbook during the class. However, while the offline learning, the English textbook is the main media in teaching-learning process that make it used optimally during the learning process.
4.	Do you create other reading activities in addition to the activities available in the students' book? What activities do you create? What are the purposes to create new activities?	The reading activities is focusing on the reading activities that provided in the textbook, but it added by teacher sometime if it is needed. The activity that usually added by teacher such as asking some questions after reading a text, finding unfamiliar words, and then finding its meaning. Although the reading activities provided in the English textbook already categorized as the complete one, the new activities are created to avoid monotonous and make students enjoy the learning process.
5.	How do students respond to the reading activity that has been done?	During the teaching-learning process, students are very excited and take a role during the class. However, there are still some students who choose to be inactive and did not take a role during the class.


Appendix 8 Research Documentation


☰ Bahasa Inggris 7C Forum Tugas kelas Anggota

I Made Sunarta 11.44

Good morning students,
Today we will learn the material in Chapter 3 about Days and Time. This chapter will be learned in two meetings. So, in this meeting, we only focus on the days and times.
Please open your book in Chapter 3 (page 55) and pay attention to the material I attached below.
After reading the material, please do the TASK 6 (page 59) and TASK 7 (page 60). Submit your work here before the next meeting.
Thank you, have a nice day, students.

Selamat pagi anak-anak,
Hari ini kita akan mempelajari materi di BAB 3 (Chapter 3) tentang Hari dan Waktu (Days and Time). BAB 3 ini akan kita pelajari dalam 2x pertemuan. Jadi, hari ini kita hanya akan mempelajari tentang Days and Time saja.
Buka buku kalian pada bagian BAB 3 dan baca materi yang Bapak berikan dibawah. Setelah itu kerjakan TASK 6 (halaman 59) dan TASK 7 (halaman 60). Kumpulkan pekerjaan kalian disini sebelum pertemuan selanjutnya.
Terima kasih.

 Time.ppt
PowerPoint

 Days.ppt
PowerPoint

Tambahkan komentar kelas...

☰ Bahasa Inggris 7C Forum Tugas kelas Anggota


Lihat semua

I Made Sunarta 11.48

Good morning students,
To continue the material,
we will still learn about Date and Ordinal Numbers in Chapter 3. Please pay attention to the PowerPoint below and do the Competency Test on page 66, parts A and B only. Please submit your work before the next meeting.
Thank you, students, and have a nice day.

Selamat pagi anak-anak,
Untuk melanjutkan materi minggu lalu, kita akan tetap mempelajari BAB 3 dengan materinya yaitu Date and Ordinal Number. Perhatikan PowerPoint yang bapak share dibawah dan kerjakan Competency Test pada halaman 66 hanya bagian A dan B. Kumpulkan sebelum pertemuan selanjutnya.

Terima kasih.

 Date and Ordinal Number...
PowerPoint

Tambahkan komentar kelas...



Appendix 9

Biography



Kadek Dwi Dharmapatni Rahendra lahir di Singaraja, pada tanggal 21 Februari 2000. Penulis lahir dari pasangan suami istri Bapak I Ketut Rawi dan Ibu Komang Sari Raheni. Penulis berkebangsaan Indonesia dan beragama Hindu. Penulis beralamat di Banjar Gentong, Desa Tegallalang, Kecamatan Tegallalang, Kabupaten Gianyar, Provinsi Bali.

Penulis menyelesaikan Pendidikan dasar di SD Negeri 4 Tegallalang dan lulus pada tahun 2012. Kemudian penulis melanjutkan Pendidikan di SMP Negeri 1 Tegallalang dan lulus pada tahun 2015. Pada tahun 2018, penulis menyelesaikan Pendidikan di SMA Negeri 1 Ubud dengan Jurusan IPA dan melanjutkan ke Strata 1 dengan memilih Jurusan Bahasa Asing tepatnya pada Program Studi Pendidikan Bahasa Inggris.

Semasa kuliah, penulis aktif mengikuti organisasi kemahasiswaan yaitu HMJ Bahasa Asing serta UKM Pramuka Racana Jelantik-Jempiring Undiksha. Selain kegiatan keorganisasian, penulis juga aktif mengikuti program-program Merdeka Belajar Kampus Merdeka (MBKM) yang diselenggarakan oleh Kementerian Pendidikan, Kebudayaan, Riset, dan Teknologi yaitu program Kampus Mengajar Perintis (KMP) Tahun 2020 dan program Pertukaran Mahasiswa Merdeka Dalam Negeri (PMM-DN) Tahun 2021. Pada semester akhir tahun 2022, penulis telah berhasil menyelesaikan Skripsi dengan Judul “Analyzing Reading-Related Activities in English Textbook for Grade 7 in SMP Negeri 1 Tegallalang and How the Texts are Exploited in the Classroom”.