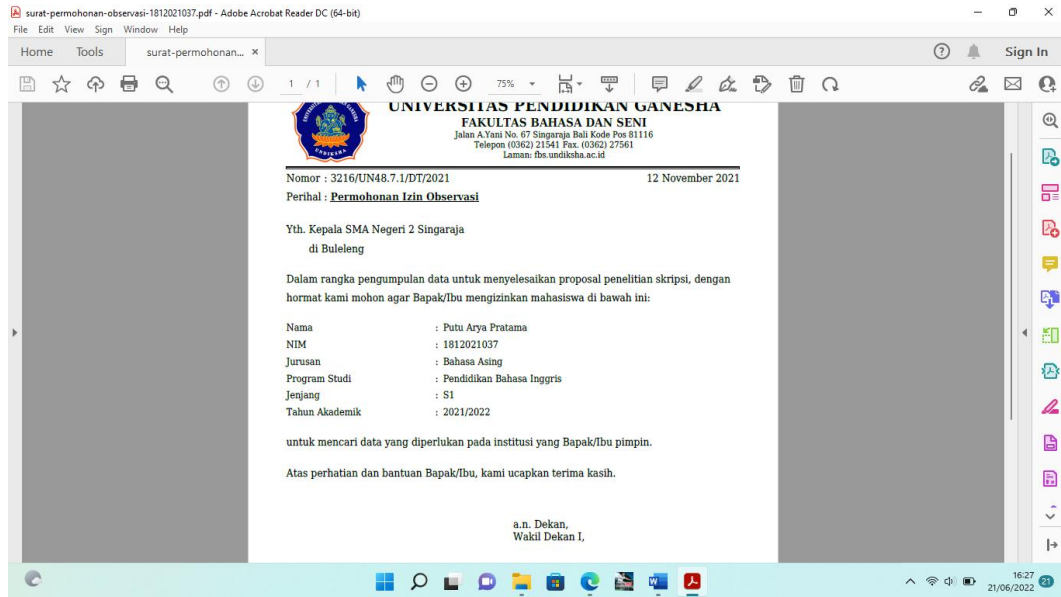



APPENDICES

Appendix 1 Approval Letter



Appendix 2 Instrument Validation by 1st Judge



Instrument Validation

1. Observation

No.	Aspect	Theory	Items	Expert Judge		Comments
				Relevant	Irrelevant	
1	Preparation	Putri, N. R., & Sari, F. M. (2021)	1. The teacher prepares a lesson plan before implementing remote teaching.	√		
			2. The teacher prepares the source for the material that will be shared to the students.	√		Delete 'the source for'
			3. The teacher plan prepares a strategy of teaching suitable for the context of remote teaching to implement remote teaching.	√		Use the word 'plans' Add some phrases to explain the context
			4. The teacher prepares uses an appropriate media to implement ing remote teaching.	√		Use the word 'prepares'
2	Procedure	Yen, T.-F. (TF). (2020)	5. The teacher greets the students.	√		
			6. The teacher checks the students' attendance.	√		Add article 'the'
			7. The teacher opens the lesson and does apperception.	√		
			8. The teacher explains the materials systematically.	√		
			9. The teacher uses good grammar and pronunciation.	√		
			10. The t eacher manages the classroom well.	√		Add article 'the'
			11. The t eacher evaluates s students' participation a ctive.	√		Add article 'the' Add -s in 'evaluate' Use the word 'participation'
			12. The t eacher invites students to conclude the lesson	√		Add article 'the'
			13. The t eacher gives feedback for the students	√		Add article 'the'
			14. The t eacher asks some questions to check their understanding	√		Add article 'the'
3	Assessment	Fall, P (2020)	15. The teacher gives constructive and encouraging feedback after conducting remote classroom	√		

			16. The teacher does an evaluation through a game in several platforms, like Quizzes, Kahoot, etc.	√		
			17. The teacher assesseeesses through the student's performance.	√		<u>Wording issue</u>
		Putri, N. R., & Sari, F. M. (2021)	18. The teacher gives assignment or homework at the end of the class to check the understanding of the students.	√		
4	Challenges	Putri, N. R., & Sari, F. M. (2021)	19. Both the teacher and the students have a problem in their connection or internet data.	√		<u>Add article 'the'</u>
		Ramadani, A., & Xhaferi, B. (2020)	20. The teacher has a problem in the student motivating students's motivation to participate in the lesson.	√		<u>Use the word 'motivating'</u>
		Ramadani, A., & Xhaferi, B. (2020)	21. The teacher has a problem in managing time while implementing remote teaching.	√		
		Putri, N. R., & Sari, F. M. (2021)	22. The teacher has a problem in using the technology.	√		

Comments: The items seems to be all relevant, although you have various different theories. Please revise as suggested

Singaraja, 25 November 2021



Judge 1

Dr. IGA Lokita Purnamika Utami, S.Pd., M.Pd

No.	Aspects	Items	Expert Judge		Comments
			Relevant	Irrelevant	
1	Preparation	1. How do you prepare the lesson plan before remote teaching is implemented?	√		
		2. What kind of teaching strategy do you use?	√		
		3. How do you design the material that you teach before teaching?	√		
		4. How Where do you get the source of materials?	√		<u>Use the word 'how'</u>
		5. What kind of teaching tools do you use?	√		
2	Procedure	6. How do you open your the class?	√		
		7. How do you manage your time for pre-activity of your remote teaching?	√		
		8. How do you check your students' attendance at the beginning on your remote teaching?	√		
		9. What do you do to find out your students' background knowledge before proceeding to whilst-activity?	√		

		10. During the whilst-activity, what kind of strategy do you use in order the students to be active in while'st-activity?	√		Spelling issue
		11. Is it possible for you to develop a group discussion in remote teaching?	√		
		12. How do you close the materials at the end of remote teaching?	√		
3	Assessment	13. What kinds of platforms do you use in giving assessment to your students?	√		
		14. How and why do you choose at the suitable assessment platform based on the level of your students ?	√		Word-idea issue
		15. Do you think that the students can access the assessment platform that you use?	√		
		16. Do you think that the students improve their learning can get a good result after using that platform?	√		Use the word learning
4	Challenges	17. How could you motivate your students to actively participate in activities assigned at the start of your class? How could you manage your students in order they response in the beginning of your teaching?	√		Wording issue

		18: 18. What will you do if your students do not respond to your remote teaching? What will you do if your students do not give any responses during the remote teaching?	√		Wording issue
		19:19 How do you encourage your students if they do not understand about the material in the process of learning in during remote teaching?	√		
		20:18 How do you achieve the learning objectives if most of the students do not understand the content of the material that you teach in remote teaching?	√		
		21:19 Do you have any difficulties to make an assessment platform for the students? Explain if any!	√		

Comments: The questions in the interview need to clarify what you found in the observation. For example the challenges that you observed are:

1. Both the teacher and the students have a problem in their connection or internet data. (I don't see this in the interview)
2. The teacher has a problem in motivating students to participate in the lesson.
3. The teacher has a problem in managing time while implementing remote teaching. (I don't see this)
4. The teacher has a problem in using the technology.

Thus, try to add some questions related to these things,

Singaraja, 25 November 2021

Judge 1



Dr. IGA Lolita Purnamika Utami, S.Pd., M.Pd

Judge 2

Nyoman Karina Wedhanti, S.Pd., M.Pd

Appendix 3 Instrument Validation by 2nd Judge

Instrument Validation

3. Lesson Plan Evaluation Sheet

Theory	Items	Expert Judge		Comments
		Relevant	Irrelevant	
Edi, F, et al. (2021)	1. Designing the learning process by mastering aspects of technology-based expertise in using online platform.	√		
	2. Designing the learning process by considering the need of students in order to plan the methods used to gather knowledge of students' need.	√		
	3. Providing learning source which is relevant to the material in a certain resource.	√		
Putri, N. R., & Sari, F. M. (2021)	4. Preparing an appropriate learning media to be accessed by the students	√		
	5. Designing the learning process with an appropriate teaching strategy to conduct remote teaching.	√		

Singaraja, 14 Februari 2022

Expert Judge 1



Dr. IGA. Lokita Purnamika Utami, S.Pd., M.Pd

Instrument Validity

1. Interview Guide

No.	Aspects	Items	Expert Judge		Comments
			Relevant	Irrelevant	
1	Preparation	1. How do you prepare the lesson plan before remote teaching is implemented?	√		
		2. How do you design the material that you teach before teaching?	√		
		3. What kind of teaching strategy do you use?	√		
		4. How do you get the source of materials?	√		
		5. What kind of teaching tools do you use?	√		
2	Procedure	6. How do you open your class?	√		

		7. How do you manage your time for pre-activity of your remote teaching?	√		
		8. How do you check your students' attendance at the beginning on your remote teaching?	√		
		9. What do you do to find out your students' background knowledge before proceeding whilst-activity?	√		
		10. Are there any problems in interacting with your students by using appropriate grammar and/or pronunciation?	√		
		11. During the whilst-activity, what kind of strategy do you use in order the students to be active in whilst-activity?	√		
		12. Is it possible for you to develop a group discussion in remote teaching?	√		
		13. How do you close the materials at the end of remote teaching?	√		
3	Assessment	14. What kinds of platforms do you use in giving assessment to your students?	√		

		21. Do you and your students have a problem in the connection or internet data?	√		
		22. What will you do if your students do not respond to your remote teaching?	√		
		23. How do you encourage your students if they do not understand about the material during remote teaching?	√		
		24. How do you achieve the learning objectives if most of the students do not understand the content of the material that you teach in remote teaching?	√		
		25. Do you manage your time well while implementing remote teaching?	√		



		26. Do you have any problems in using technology?	√		
		27. Do you have any difficulties to make an assessment platform for the students? Explain if any!	√		

Singaraja, 17 February 2022

Judge 2

Nyoman Karina Wedhayanti, S.Pd., M.Pd.



2. Observation Sheet

No	Aspect	Theory	Items	Expert Judge		Comments
				Relevant	Irrelevant	
1	Preparation	Putri, N. R., & Sari, F. M. (2021)	1. The teacher prepares a lesson plan before implementing remote teaching.	√		
			2. The teacher prepares the material that will be shared to the students.	√		
			3. The teacher plans a strategy of teaching suitable for the context of remote teaching.	√		
			4. The teacher prepares an appropriate media to implement remote teaching.	√		
2	Procedure	Yen, T.-F. (TF). (2020)	5. The teacher greets the students.	√		
			6. The teacher checks the students' attendance.	√		
			7. The teacher opens the lesson and does apperception.	√		
			8. The teacher explains the materials systematically.	√		
			9. The teacher uses good grammar and/or pronunciation.	√		
			10. The teacher manages the classroom well.	√		
			11. The teacher evaluates students' participation.	√		

			12. The teacher invites students to conclude the lesson	√		
			13. The teacher gives feedback for the students	√		
			14. The teacher asks some questions to check their understanding	√		
3	Assessment	Fall, P (2020)	15. The teacher gives constructive and encouraging feedback after conducting remote classroom	√		
			16. The teacher does an evaluation through a game in several platforms, like Quizzes, Kahoot, etc.	√		
			17. The teacher assesses students' performance.	√		
4	Challenges	Putri, N. R., & Sari, F. M. (2021)	18. The teacher gives assignment or homework at the end of the class to check the understanding of the students.	√		
		Ramadani, A., & Xhaferi, B. (2020)	19. Both the teacher and the students have a problem in their connection or internet data.	√		
		Ramadani, A., & Xhaferi, B. (2020)	20. The teacher has a problem in motivating students to participate in the lesson.	√		
			21. The teacher has a problem in managing time while implementing remote teaching.	√		

		Putri, N. R., & Sari, F. M. (2021)	22. The teacher has a problem in using the technology.	√		
--	--	------------------------------------	--	---	--	--

Singaraja, 17 February 2022

Judge 2

Nyoman Karina Wedhayanti, S.Pd., M.Pd.

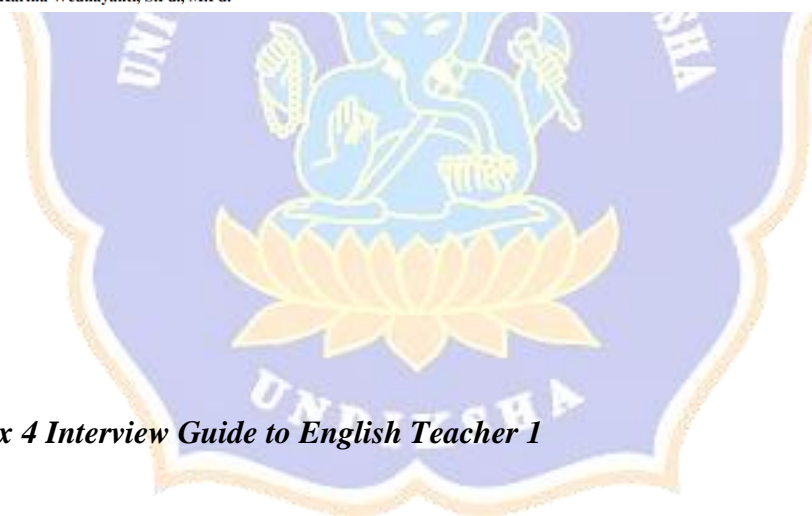
3. Lesson Plan Evaluation Sheet

Theory	Items	Expert Judge		Comments
		Relevant	Irrelevant	
Edi, F, et al. (2021)	1. Designing the learning process by mastering aspects of technology-based expertise in using online platform.	√		
	2. Designing the learning process by considering the need of students in order to plan the methods used to gather knowledge of students' need.	√		
	3. Providing learning source which is relevant to the material in a certain resource.	√		
Putri, N. R., & Sari, F. M. (2021)	4. Preparing an appropriate learning media to be accessed by the students	√		
	5. Designing the learning process with an appropriate teaching strategy to conduct remote teaching.	√		

Singaraja, 17 February 2022

Judge 2

Nyoman Karina Wedhayanti, S.Pd., M.Pd.



Appendix 4 Interview Guide to English Teacher 1

5:29 PM



Recordings



challenges

05:15 12/3/21



assessment

03:29 12/3/21



procedure

04:45 12/3/21

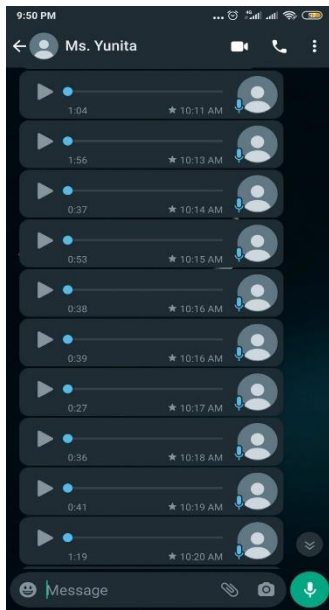


preparation


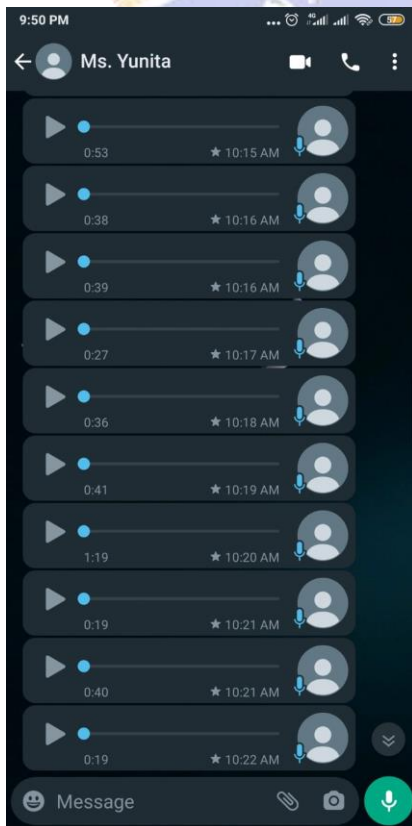
02:53 12/3/21



Appendix 5 Interview Guide to English Teacher 2



Appendix 6 Interview Guide to English Teacher 2



Appendix 7 Lesson Plan from English Teacher 1

The screenshot shows a lesson plan document from the Government of Buleleng, Dinas Pendidikan SMA Negeri 2 Singaraja. The document is titled "RENCANA PELAKSANAAN PEMBELAJARAN (RPP)". It specifies the school as SMAN 2 SINGARAJA, the class/semester as X/1, and the subject as Congratulation and Compliment. The skills to be developed are Reading, Writing, and Speaking. The lesson duration is 35 minutes.

1. Tujuan Pembelajaran

- Siswa dapat mengidentifikasi ungkapan congratulation and compliment
- Siswa mampu membuat percakapan pendek dengan menggunakan ungkapan congratulation and compliment

2. Langkah-Langkah Kegiatan Pembelajaran

Pendahuluan:

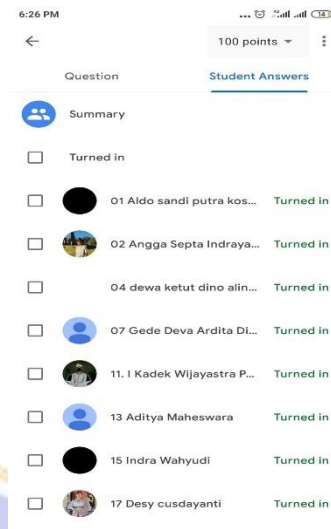
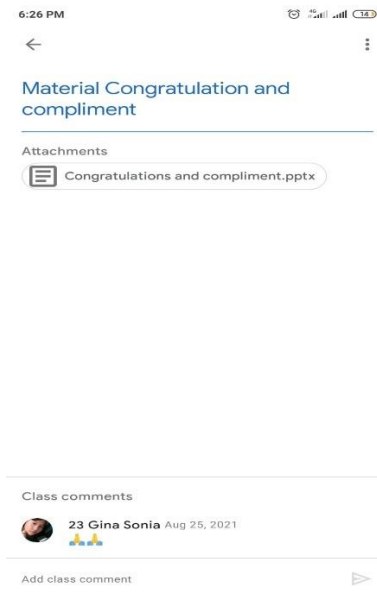
- Guru meminta siswa untuk mengisi daftar hadir di Google Classroom terlebih dahulu
- Guru membuka pertemuan video online (Google Meet) dengan salam dan doa bersama

Appendix 8 Meeting of Remote Teaching Implementation from English Teacher 1

The screenshot shows a Google Meet video conference interface. The meeting URL is meet.google.com/fyh-qjcq-mpz?pli=1&authuser=3. The interface displays several participants in a grid view:

- Luh Sanjiwani76
- 11. I Kadek Wijayastra Putra Sukaba
- 07 Gede Deva Ardita Dirgayusa
- Desy cusdayanti
- 26. Amanda Kartika
- 19 km Andika Restu Wibawa
- Putu Ayu Suprapti Ningsih
- 36 others
- You (the teacher)

The bottom of the screen shows the meeting controls, including a "Download audio from this page" button, and the system tray with the time 10:06 AM on 9/8/2021.



Appendix 9 Meeting of Remote Teaching Implementation from English Teacher 2

