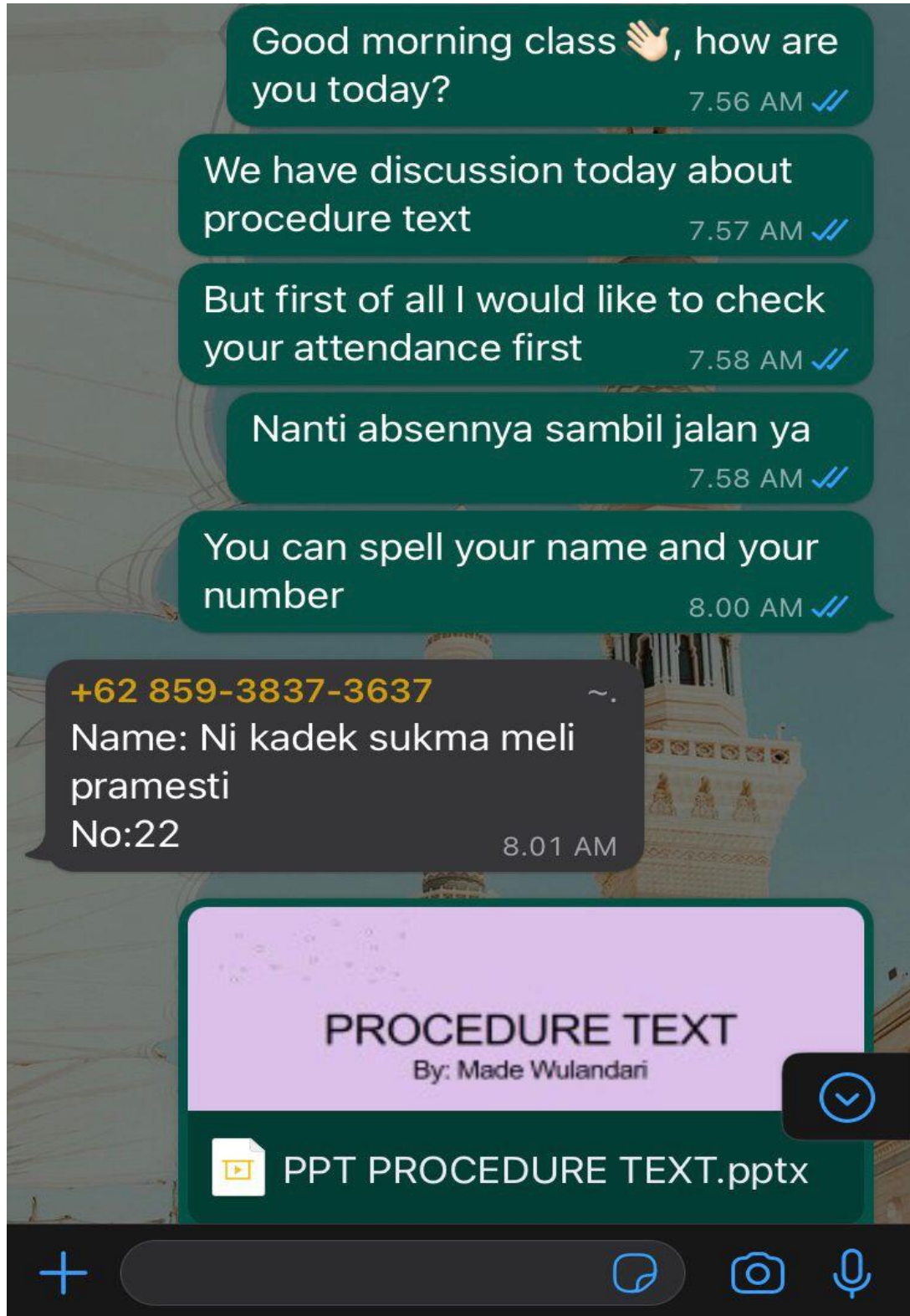


## APPENDIX

### Appendix 1 Classroom Activities



Please read the PPT that I give and watch the video

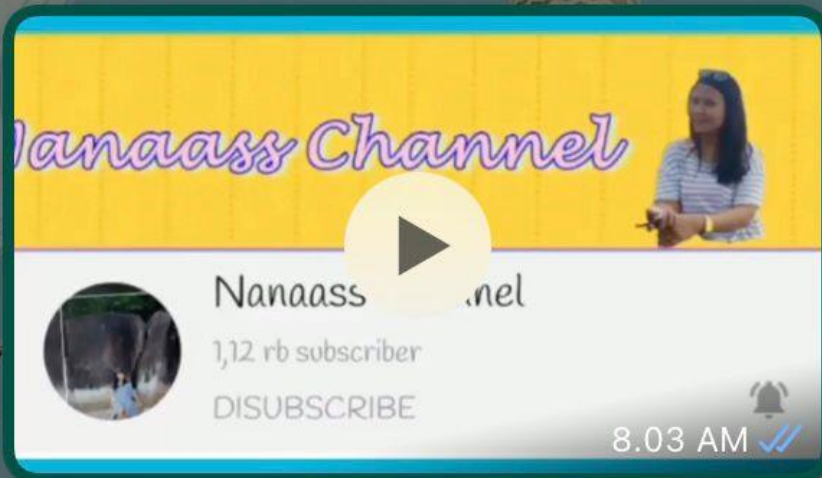
8.01 AM ✓✓

+62 831-2976-6100 ~Dek Suka

Nama : ni kadek sukasari

No : 16

8.02 AM



+62 831-1458-8790 ~Arta Yasa

nama : arta yasa

no : 8

8.05 AM



Apa kalian sudah menonton videonya?

8.47 AM ✓✓

**+62 819-1566-8021** ~Tut Resmi  
Name:Ni ketut resmi  
No:25

8.49 AM

**+62 819-9913-1441** ~Tutcipta  
Nama : Ni Ketut Cipta Sari  
No : 23

9.01 AM

**+62 821-4791-6950** ~DWIPAYANA  
Nama : I wayan Dwipayana  
No : 11

9.01 AM

**+62 877-0460-4944** ~jerowiidyya!  
Name : Ni ketut widia pratiwi  
No : 26

9.28 AM

**+62 831-1547-1497** ~Cipta  
Nama: Cipta gunawan  
No: 4

9.51 AM

**+62 859-6275-8300** ~ADITYA  
NAME : i ketut aditya dimas ananda





You can watch both of the videos and later on I would like to ask you some questions about the material

8.05 AM ✓✓

Yang bisa jawab nanti Miss kasi point tambahan ya

8.05 AM ✓✓

Videonya sudah ada terjemahan jadi kalian akan lebih mudah untuk memahaminya

8.06 AM ✓✓

If you still confused, you can ask me anytime

8.07 AM ✓✓

Good luck students

8.07 AM ✓✓

+62 877-6238-6449

~Made

Nama : Made arnita no:9

8.12 AM

+62 831-1465-8306

~Devayana

Nama: INyoman pradipta deva

yana

NO:11

8.13 AM

+62 877-5874-9029 ~Jro Agus

Nama: agus wiranata



No:19

11.50 AM

Apa sudah semua menonton videonya?

11.51 AM ✓✓

Yang baca sudah 25 siswa

11.52 AM ✓✓

+62 831-1942-2719 ~Dekera

🗑️ Pesan ini dihapus. 11.53 AM

Ga bisa minta hotspot ke teman atau ke orang tua sebentar?

11.58 AM ✓✓

+62 831-1942-2719 ~Dekera

Udah bisa ko mis  
Ini lagi nonton vidi yg mis kirim

11.58 AM

Okee silahkan nnton dulu ya

11.59 AM ✓✓

Videonya cuma sebentar dan sudah ada terjemahan jadi kalia gampang memahami

12.00 PM ✓✓



## OBSERVATION 2

Power Point- Material Procedure Text - PowerPoint

File Home Insert Design Transitions Animations Slide Show Review View Help Tell me what you want to do

Cut Copy Paste Format Painter Clipboard Layout Reset Section Slides Font Paragraph Drawing

1 2 3 4 5 6

Procedure Text: What is proced...

Click to add notes

**How to Make A Glass of Avocado Juice**

**Ingredients:**  
1 avocado (make sure it is ripe enough)  
1 cup of milk  
Sugar or honey (optional)

**Steps:**  
Cut the avocado in half vertically and remove the seed with a knife then scoop out the pulp.  
Put the avocado pulp into a blender.  
Add some milk  
To sweeten it, you can also add some sugar or honey.  
Blend it for about 5-10 minutes until all the ingredients are mixed perfectly.  
Pour the juice into a glass and your avocado juice is ready to drink

Power Point- Material Procedure Text - PowerPoint


File Home Insert Design Transitions Animations Slide Show Review View Help Tell me what you want to do

Cut Copy Paste Format Painter Clipboard Layout Reset Section Slides Font Paragraph Drawing

1 2 3 4 5 6

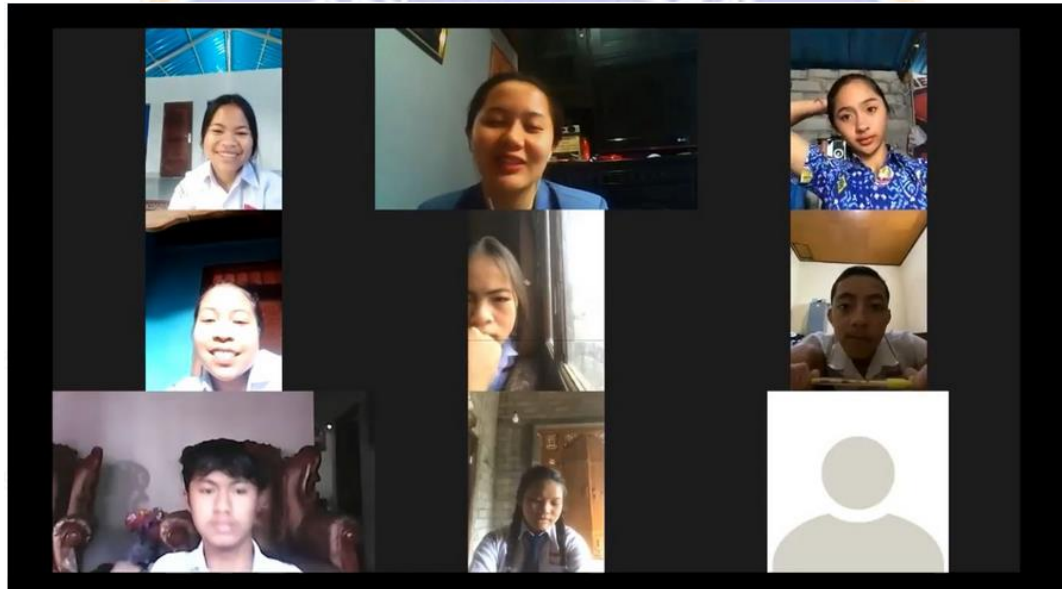
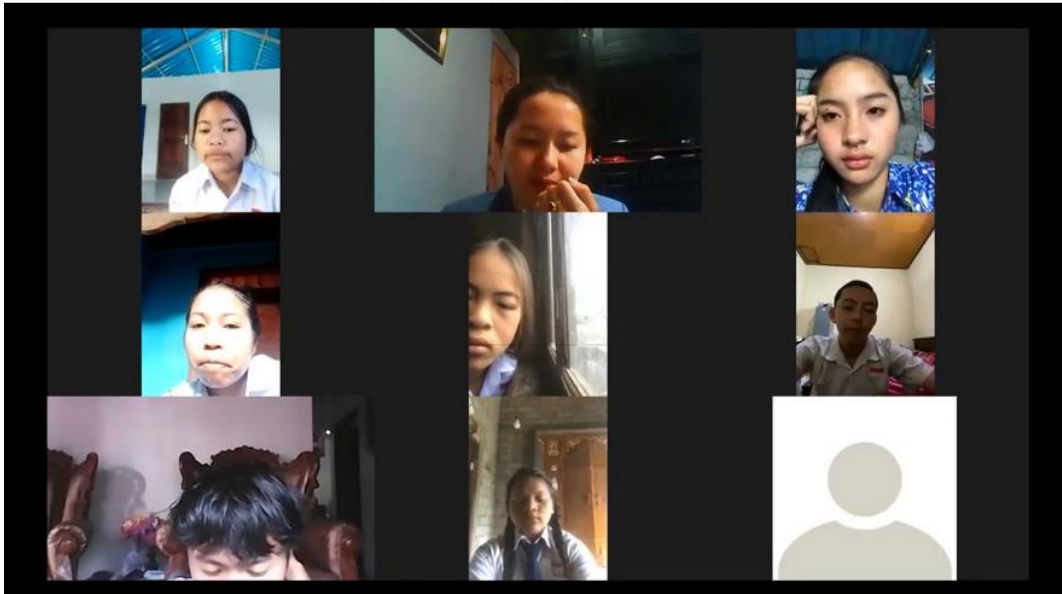
Click to add notes

**How to Make A Glass of Avocado Juice**

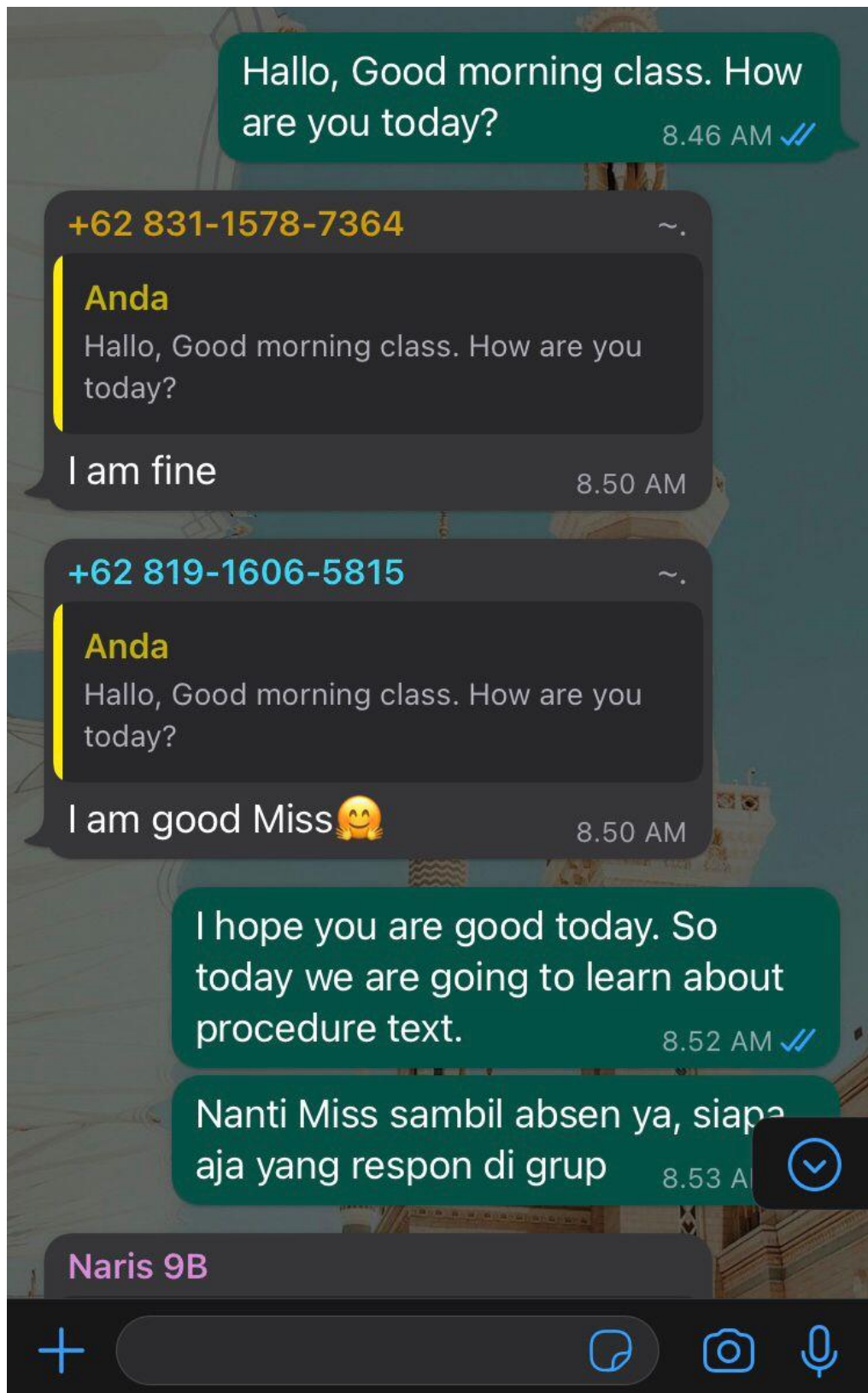


Slide 2 of 6 English (United States) Notes Comments 90%

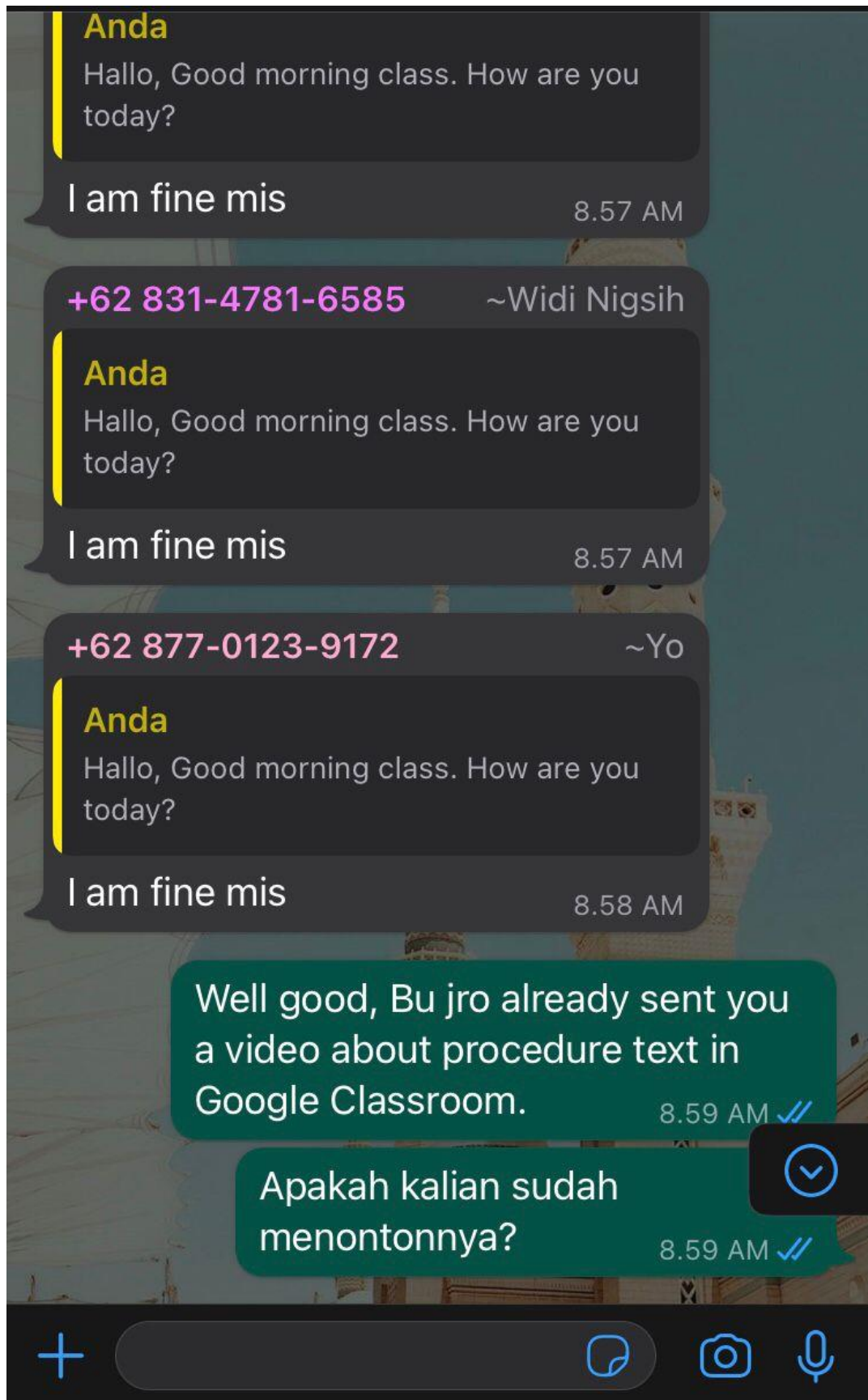




### OBSERVATION 3







Naris 9B

This is just about to watch mis

9.01 AM

## PROCEDURE TEXT

By: Made Wulandari



PPT PROCEDURE TEXT.pptx

6 halaman • 431 KB • pptx

9.02 AM ✓✓

Kalian juga bisa baca PPT di atas  
agar lebih paham apa itu teks  
prosedur

9.03 AM ✓✓

Naris 9B

**Anda**

Kalian juga bisa baca PPT di atas agar  
lebih paham apa itu teks prosedur

Ya mis 🙏

9.04 AM

+62 821-4643-1837

~Yasa

**Anda**



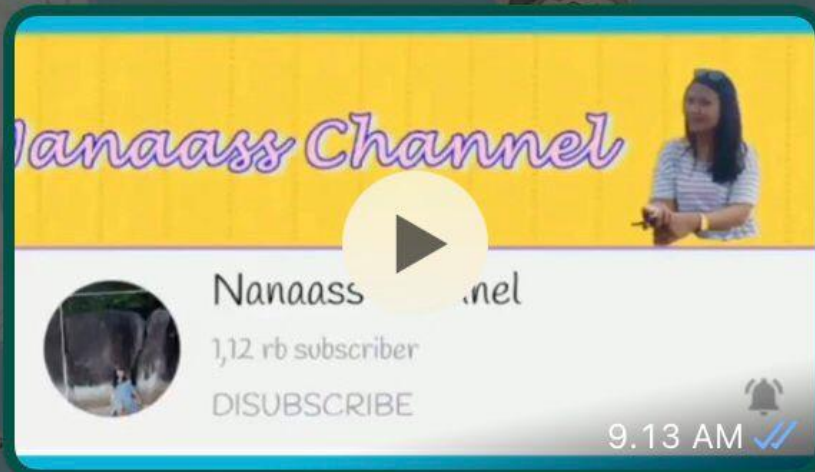
I am fine mis

9.07 AM

+62 831-1409-9588 ~Widiantari

I am fine mis!

9.08 AM



+62 831-1462-5593 ~ 😊 😊

I am fine mis

9.14 AM

Silahkan kalian baca dan tonton dulu, If you still confused with the material you can ask me anytime. Good luck Students 😊👍

9.14 AM

Wayan Merta

I am fine mis

9.49 AM



Any question Students? 9.57 AM ✓✓

Nanti Miss akan cek kalian apa kalian sudah mengerti dengan materi yang Miss sampaikan

9.57 AM ✓✓

**Naris 9B**

**Anda**

Any question Students?

No

10.06 AM

Apa naris bisa simpulkan apa itu teks procedure? In english ya

10.07 AM ✓✓

**Naris 9B**

Bisa bahasa Indonesia mis?

10.07 AM

Iya boleh tidak apa apa jika belum mengerti bahasa Inggrisnya nanti dilatih lagi ya

10.08 AM ✓✓



Naris 9B

Ya mis 10.09 AM

+62 859-3666-8607 ~Sayang Kam...

I am fine mis 10.09 AM

Naris 9B

**Anda**

Apa naris bisa simpulkan apa itu teks procedure? In english ya

Teks prosedur adalah teks yang berisi tentang cara /langkah langkah membuat atau menciptakan suauatu. Tujuan teks prosedur adalah untuk menunjukan bagaimana cra membuat sesuatu dengan langkah langkah yang berurutan. 10.13 AM

Naris 9B

Teks prosedur adalah teks yang berisi tentang cara /langkah langkah membuat atau menciptakan suauatu.

Good job naris 👍

10.14 AM ✓✓



anda menuliskan jawaban:

Good job naris 👍

10.14 AM ✓✓

Well I Will explain again that procedure text is a text that explain about hot to create or make or how to do something.

10.15 AM ✓✓

+62 831-2536-8350 ~ ~

**Anda**

Hallo, Good morning class. How are you today?

i am fine miss

10.15 AM

Can you give me some examples of procedure text?

10.15 AM ✓✓

I already mentioned it on the video

10.16 AM ✓✓

+62 838-2987-9599 ~T0B474L

Good pagi

10.16 AM

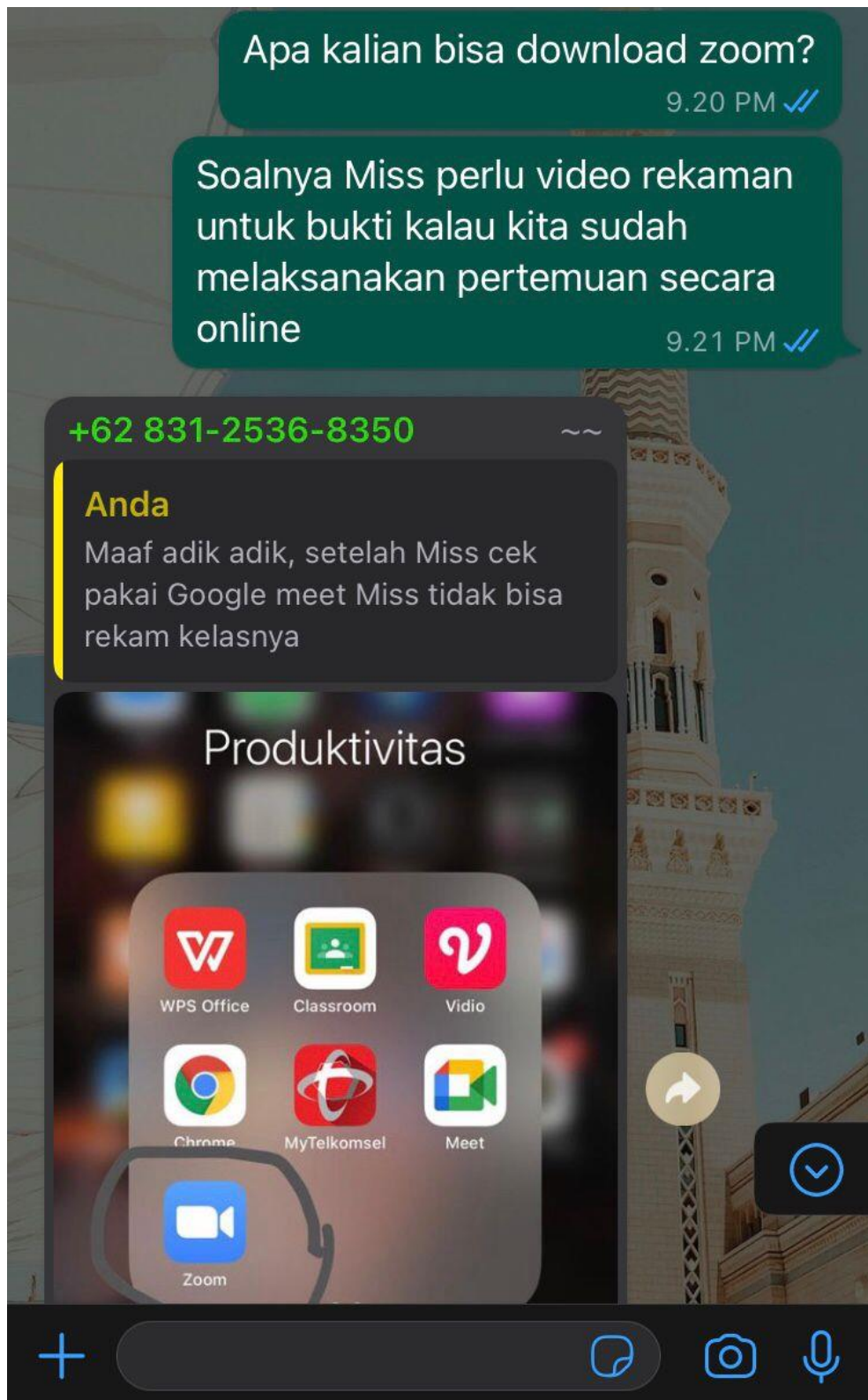
If you watched it, you can answer my question

10.16 AM ✓✓





### OBSERVATION 3



aplikasinya yg ini bukan miss

9.23 PM

+62 831-2536-8350

aplikasinya yg ini bukan miss

Iya dik

9.23 PM ✓✓

Yg itu dah

9.23 PM ✓✓

Yang lain apa bisa download?

9.23 PM ✓✓

**Agus Wiranata**

Ram nya penuh Buu gk bisa  
donload

9.24 PM

+62 877-0123-9172

~Yo

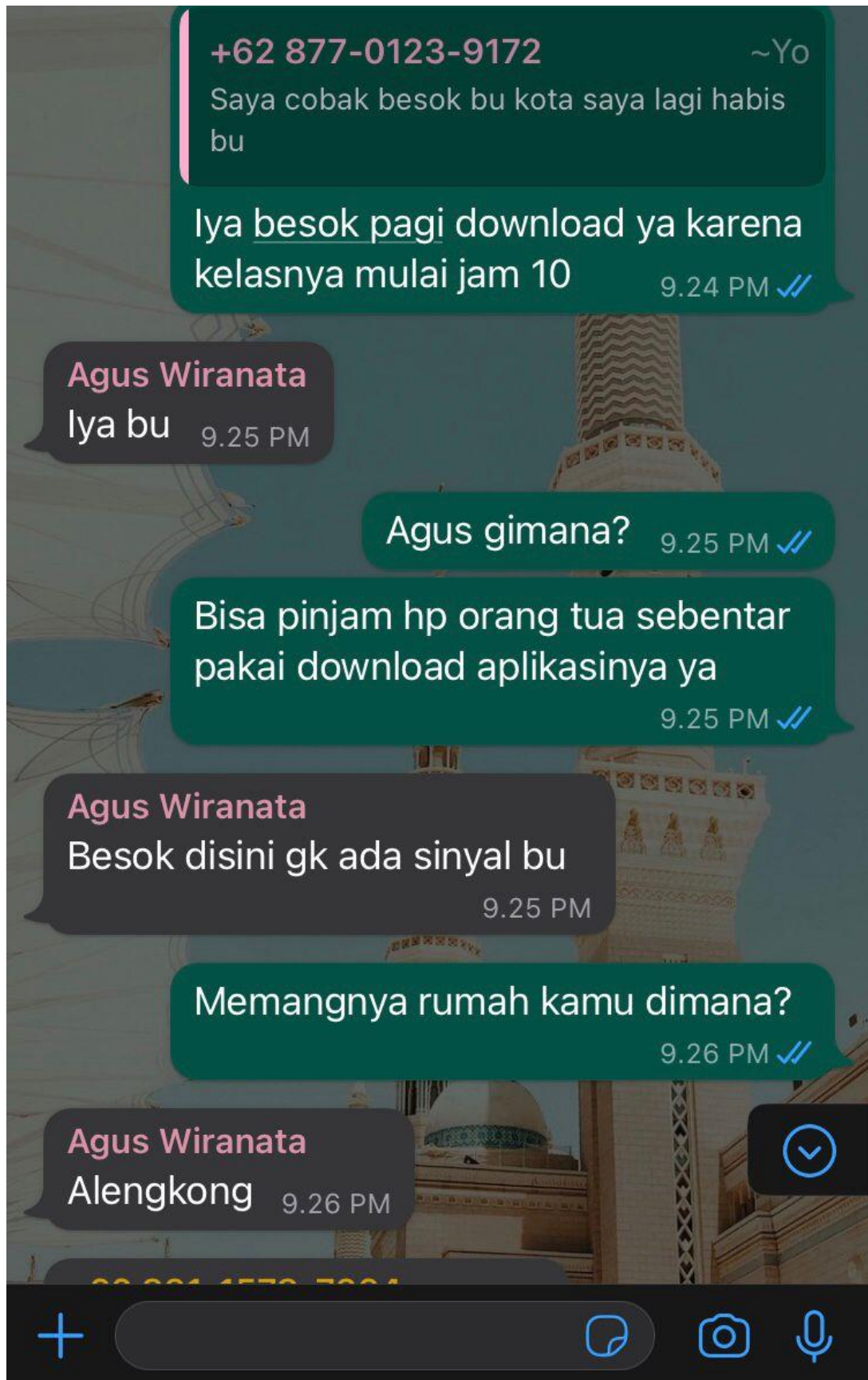
**Anda**

Yang lain apa bisa download?

Saya cobak besok bu kota saya  
lagi habis bu

9.24 PM







Karna sudah langsung masuk ke room

10.33 AM ✓✓

Tdi yg join hanya 7 orang

10.33 AM ✓✓

 Power Point- Material Pr...

6 halaman • 233 KB • pptx 10.44 AM ✓✓

Ini ppt yg Miss pakai tadi sebagai contoh teks prosedur nya

10.45 AM ✓✓

Respon kalian cukup positif karena Bljar Iwat zoom jadi lebih ngerti walaupun yg join baru beberapa

10.52 AM ✓✓

+62 819-1606-5815

**Anda**

Respon kalian cukup positif karena Bljar Iwat zoom jadi lebih ngerti walaupun yg join baru beberapa

Iya jadi lebih ngerti karena dijelaskan secara langsung

11.07 AM



## Appendix 2 The Result of Interview

### Interview with Students

Student	Response
Student 1	Lack of signal, bad connection. This is really annoying when I need to submit my assignment
Student 3	I feel it quite difficult to understand the material. Sometimes I was lazy to learn because of it.  Internet quota, Lack of signal
Student 4	I think it is difficult to understand the learning material since the teacher only gave us books or video to watch.  I don't have my own smartphone. I have to borrow my fathers' smartphone.  I think online learning we had really limited interaction with teachers
Student 5	Low signal, I often missed the class  I often go to school to meet my teachers if I cannot understand something or to collect my assignment
Student 6	Compared to face to face learning, I find it hard to understand the leading material in online learning  I cannot join the online class because I have no smartphone
Student 7	I live in rural area, the signal sometimes appear sometimes does not  I really miss my friends and teachers. In online learning we lack of interaction and communication
Student 8	I often late to join the class because I need to look for signal
Student 9	My phone sometimes lagging, we don't have much money to buy a new one  I think that interaction and communication between students was limited. Even though we can use WhatsApp to communicate, it feels different.

## Interview with Teachers

Dimension	Response
Educational Challenge	I see that students find it difficulties in accessing and understanding learning material. They always asked me different questions and it is hard to address this issues through online.
Organizational	I think I am able to handle online class but not quite good as offline class. The atmosphere is really different
Technical	I think not only students experience this challenge. I also often experience technical challenge since I teach in a rural area. The unstable connection really disturbed the learning.
Supportive	<p>The main problem is that some students did not smartphone to join the online class. Some of them come from a poor family and cannot afford to buy such expensive things. Me as a teacher can tolerate this. I often invite those who do not have smartphone to come to school and use school' facilities.</p> <p>I am also experiencing difficulties in teaching online such as using LMS. I admit that I have limited knowledge and experience of using LMS so I keep using WhatsApp or Zoom to make it easier.</p>
Communication	Of course. It is very hard to maintain good communication with students. Since the limited time of online course and I have to deal with students' other problems.