

Appendix I. Letter of Permission



KEMENTERIAN PENDIDIKAN, KEBUDAYAAN, RISET DAN TEKNOLOGI
UNIVERSITAS PENDIDIKAN GANESHA
FAKULTAS BAHASA DAN SENI
Jalan A.Yani No. 67 Singaraja Bali Kode Pos 81116
Telepon (0362) 21541 Fax. (0362) 27561
Laman: fbs.undiksha.ac.id

Nomor : 563/UN48.7.1/DT/2022

17 Februari 2022

Perihal : **Permohonan Izin Penelitian**

Yth. Kepala SMP Negeri 2 Singaraja
di Buleleng

Dalam rangka pengumpulan data untuk menyelesaikan Skripsi/Tugas Akhir, dengan hormat kami mohon agar Bapak/Ibu mengizinkan mahasiswa di bawah ini:

| | |
|----------------|--|
| Nama | : Made Hening Ayu Arsari |
| NIM | : 1812021215 |
| Jurusan | : Bahasa Asing |
| Program Studi | : Pendidikan Bahasa Inggris |
| Jenjang | : S1 |
| Tahun Akademik | : 2021/2022 |
| Judul | : Analysing The Teaching Strategies Used By The English Teacher in Teaching Learning Process During Pandemic Outbreak |

untuk mencari data yang diperlukan pada institusi yang Bapak/Ibu pimpin. Atas perhatian dan bantuan Bapak/Ibu, kami ucapkan terima kasih.

a.n. Dekan,
Wakil Dekan I,

Dr. Dewa Putu Ramendra, S.Pd., M.Pd.
NIP. 197609022000031001

Tembusan:

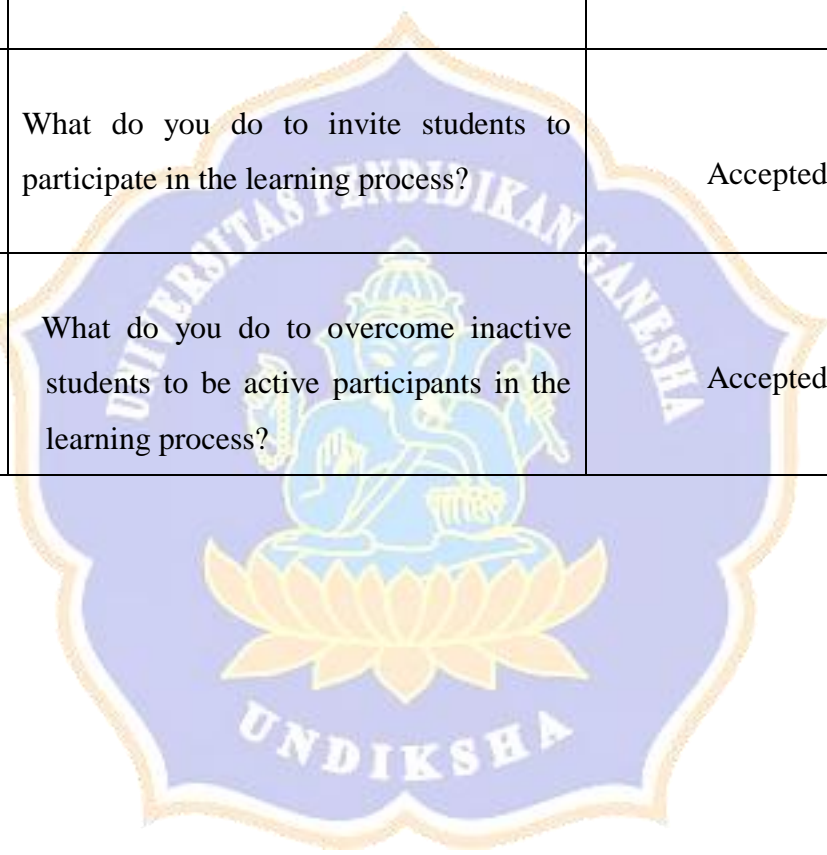
1. Dekan FBS Undiksha Singaraja
2. Kaprodi. Bahasa Asing
3. Sub Bagian Pendidikan FBS

Appendix II Expert Judgment

Interview Guide


| No | Questions | Judge |
|----|---|----------|
| 1. | What kinds of teaching strategies do you use in teaching learning process during transition to face to face session | Accepted |
| 2. | What do you think about the quality of learning after conducted teaching learning through blended learning? | Accepted |
| 3. | Did students has significant change in academic or participation? | Accepted |
| 4. | What do you do to maintain student's focus in the learning process? | Accepted |
| 5. | What are the difficulties you faced during teaching learning process? | Accepted |

| | | |
|----|---|----------|
| 6. | Do you have difficulties in conducting teaching learning during transition to face to face session? | Accepted |
| 7. | Do you have difficulties in implementing 2013 curriculum? | Accepted |
| 8. | What do you do to invite students to participate in the learning process? | Accepted |
| 9. | What do you do to overcome inactive students to be active participants in the learning process? | Accepted |



Appendix III Observation Sheet

| Teaching strategies used by the English teachers | Teacher activities | Students activities | 6C Skills Involved | Explanation |
|--|--------------------|---------------------|--------------------|-------------|
| Introduction | | | | |
| Main Activities | | | | |
| Closure | | | | |

The image contains a large, semi-transparent watermark of the logo for Universitas Pendidikan Ganesha. The logo is a blue shield-shaped emblem with a gold border. Inside the shield, there is a blue figure of Lord Ganesha seated on a lotus flower. The text "UNIVERSITAS PENDIDIKAN GANESHA" is written in white, uppercase letters along the top inner edge of the shield, and "UNDIKSHA" is written in white, uppercase letters along the bottom inner edge.

Appendix IV Documentation of Observation







Nl komang Gita Indriyani

18 / VII.1

No. Sabtu

Date: 05-03-2022

(Bhs. Inggris) Hal 36 - 37

* Indonesian Translate :

- Menggambarkan Orang, Hewan dan Benda

Dalam kehidupan sehari-hari, kita sering membicarakan tentang ciri^{2x} atau ciri khas seseorang atau sesuatu.

ketika kita berbicara tentang penampilan fisik seseorang itu berarti kita sedang menggambarkannya.

Menggambarkan itu penting ketika kita ingin menemukan seseorang, binatang, atau sesuatu. Deskripsi yg baik memungkintan kita untuk menggambarkan objek dgn baik.

Untuk mendeskripsikan orang, hewan, atau benda, kita menggunakan kata sifat. kata sifat digunakan untuk berbicara tentang karakteristik fisik dan mental.

Perhatikan beberapa jenis kata sifat di bawah ini!

Pendapat : Indah, imut, jelek, buruk dll.

Tinggi : Tinggi, Pendek

Tubuh : langsing, gemuk, kurus, proporsional, tegap

Umur : Muda, tua, baru, remaja, belum dewasa,

paruh baya, dll.

Wajah : Tembem, kecil (hidung), datar (hidung), mancung (hidung), tebal (mulut), tipis (mulut), penuh (mulut), kumis tebal, jenggot tebal, dll.

Rambut : lurus, bergelombang, keriting, keriting, botak, pirang, panjang, setengah panjang, dll.

Kulit : Cerah, hitam, putih, kecoklatan, dll.

warna : Hitam, coklat, Putih, Merah, dll.



Indonesia Translate :

Teks deskriptif

Ketika kita menulis deskripsi rinci tentang seseorang atau sesuatu, kita sedang menulis teks deskriptif. ini adalah teks yg digunakan untuk menyajikan fakta atau informasi tentang subjek dengan menggambarkan bagian-bagiannya. karakteristik dan Struktur Umum

(1) Identifikasi : Dalam paragraf pembuka, beri tahu pembaca tentang apa deskripsi itu

(2) Deskripsi : Masing-masing berfokus pada bagian atau area yg berbeda. membangun deskripsi tentang subjek

(3) Kesimpulan : Meringkas seluruh deskripsi

Fitur Bahasa

- Menggunakan istilah-istilah teknis untuk memperkenalkan topik kepada pembaca baru, serta komunikatif dengan mereka yg sudah akrab dengan topik tersebut
- Menggunakan bahasa formal dan gaya bahasa objektif
- Menggunakan istilah untuk mendefinisikan dan mengklasifikasikan misal milk, diklasifikasikan sebagai seperti, tidak seperti
- Menggunakan kata kerja tindakan
- Menggunakan kata sifat
- Menggunakan simple present tense untuk menyajikan fakta dan informasi terkini
- Penggunaan kata benda tunggal dan jamak
- Penggunaan kata ganti
- Penggunaan kata kerja penghubung / kata kerja yg berhubungan

Dalam bab ini, kita akan mempelajari cara mendeskripsikan orang, hewan dan benda baik dalam teks lisan maupun tulisan. Berikut adalah cara untuk mendeskripsikan seseorang atau sesuatu :

- Menyebutkan nama orang, binatang, benda dan tema bagian-bagiannya yg dipilih untuk dideskripsikan
- Menyebutkan ciri-ciri orang, binatang, benda dan bagian-bagiannya
- Menyebutkan perbuatan yg berkaitan dengan orang, binatang dan benda yg sesuai dengan fungsi sosial

5. ... we will plant several kinds of fruit and flower plants. (Paragraph 5)
 What does the underlined pronoun refer to?

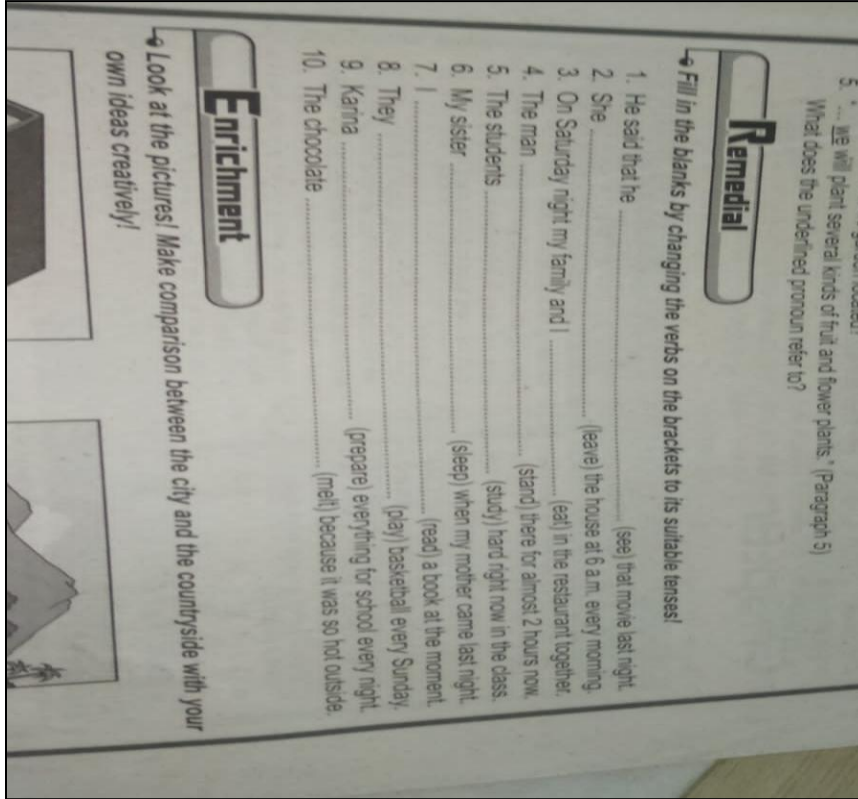
Remedial

Fill in the blanks by changing the verbs on the brackets to its suitable tenses!

1. He said that he (see) that movie last night.
2. She (leave) the house at 6 a.m. every morning.
3. On Saturday night my family and I (eat) in the restaurant together.
4. The man (stand) there for almost 2 hours now.
5. The students (study) hard right now in the class.
6. My sister (sleep) when my mother came last night.
7. I (read) a book at the moment.
8. They (play) basketball every Sunday.
9. Karina (prepare) everything for school every night.
10. The chocolate (melt) because it was so hot outside.

Enrichment

Look at the pictures! Make comparison between the city and the countryside with your own ideas creatively!



Dialogue for number 5 to 8!

In the end of the semester, Mekha dines out with his classmate in a restaurant. It is a lesehan-type eatery where the customers should take off their footwear.

Mekha : Oh, no! My sandals are gone!
 Aldo : How come?
 Mekha : I don't know. I put them here before.
 Aldo : Don't worry, Mekha. They must be around here somewhere. I'll help you looking for them. What kind of sandals are them?
 Mekha : They are very simple flip-flop. They are made of rubber.
 Aldo : What's the colour?
 Mekha : The colour is black.
 Aldo : Are these ones yours?
 Mekha : No, those aren't mine. The V-strap of my sandals is made of rubber. That one is made of fabric and the sole is a little thick, right? Mine is a flat one. It's a very simple, not too girly kind of flip-flop.
 Aldo : Oh, I think I saw Diva wearing that kind of sandals before. She is going to the toilet.
 Let's wait for her to return and see if it's really yours.
 Mekha : Okay. Thank you, Aldo.
 Aldo : No problem.

5. Who are they in the dialogue?

| | |
|---------------------|-------------------|
| a. Aldo and teacher | c. Aldo and Diva |
| b. Diva and Aldo | d. Aldo and Mekha |
6. Who lost his sandals?

| | | | |
|---------|----------|---------|---------------|
| a. Aldo | b. Mekha | c. Dava | d. The writer |
|---------|----------|---------|---------------|
7. How is Mekha's sandals?

| |
|--|
| a. It's very luxurious. It's made of the best glass. |
| b. It's very simple. It's made of cotton. |
| c. It's colour is red. It has thick sole. |
| d. It's very simple flip-flop. It's made of rubber. |
8. "No, those aren't mine." What does the underlined article refer to?

| | |
|-------------------|---------------------|
| a. Sandals | c. Aldo's sandals |
| b. Aldo and Mekha | d. Their friendship |

Text for number 9 to 12!

Atira Tifanni

Atira Tifanni is a singer from Argentina. She is 12 years old. Atira Tifanni ... (9) with her family in Los Angeles. She is the second child of Mr. and Mrs. Rodrigo Martin. She has two brothers. They are Jonathan and Giovanni.

Atira Tifanni has average weight and tall body, but her cheek is a little chubby. Her complexion is dark. She has beautiful eyes. Her eye's ... (10) is bluish grey. Her hair is long and straight. The colour of it is dark brown.

