



APPENDICES

Appendix 2. Instrument Validation by 1st Expert Judge

Instrument Validation

1. Observation

| No. | Aspect | Theory | Items | Expert Judge | | Comments |
|-----|-------------|------------------------------------|--|--------------|------------|---|
| | | | | Relevant | Irrelevant | |
| 1 | Preparation | Putri, N. R., & Sari, F. M. (2021) | 1. The teacher prepares a lesson plan before implementing remote teaching. | √ | | |
| | | | 2. The teacher prepares the source for the material that will be shared to the students. | √ | | Delete 'the source for' |
| | | | 3. The teacher plan prepares a strategy of teaching suitable for the context of remote teaching to implement remote teaching. | √ | | Use the word 'plans' Add some phrases to explain the context |
| | | | 4. The teacher prepares uses an appropriate media to implement ing remote teaching. | √ | | Use the word 'prepares' |
| 2 | Procedure | Yen, T.-F. (TF). (2020) | 5. The teacher greets the students. | √ | | |
| | | | 6. The teacher checks the students' attendance. | √ | | Add article 'the' |
| | | | 7. The teacher opens the lesson and does apperception. | √ | | |
| | | | 8. The teacher explains the materials systematically. | √ | | |
| | | | 9. The teacher uses good grammar and pronunciation. | √ | | |
| | | | 10. The Teacher manages the classroom well. | √ | | Add article 'the' |
| | | | 11. The Teacher evaluates students' participation active . | √ | | Add article 'the' Add -s in 'evaluate' Use the word 'participation' |
| | | | 12. The Teacher invites students to conclude the lesson | √ | | Add article 'the' |
| | | | 13. The Teacher gives feedback for the students | √ | | Add article 'the' |
| | | | 14. The Teacher asks some questions to check their understanding | √ | | Add article 'the' |
| 3 | Assessment | Fall, P (2020) | 15. The teacher gives constructive and encouraging feedback after conducting remote classroom | √ | | |

| | | | | | | |
|---|------------|------------------------------------|---|---|--|----------------------------------|
| | | | 16. The teacher does an evaluation through a game in several platforms, like Quizzes, Kahoot, etc. | √ | | |
| | | | 17. The teacher assesseeesses through the student's performance. | √ | | <u>Wording issue</u> |
| | | Putri, N. R., & Sari, F. M. (2021) | 18. The teacher gives assignment or homework at the end of the class to check the understanding of the students. | √ | | |
| 4 | Challenges | Putri, N. R., & Sari, F. M. (2021) | 19. Both the teacher and the students have a problem in their connection or internet data. | √ | | <u>Add article 'the'</u> |
| | | Ramadani, A., & Xhaferi, B. (2020) | 20. The teacher has a problem in the student motivating students'-s motivation to participate in the lesson. | √ | | <u>Use the word 'motivating'</u> |
| | | Ramadani, A., & Xhaferi, B. (2020) | 21. The teacher has a problem in managing time while implementing remote teaching. | √ | | |
| | | Putri, N. R., & Sari, F. M. (2021) | 22. The teacher has a problem in using the technology. | √ | | |

Comments: The items seems to be all relevant, although you have various different theories. Please revise as suggested

Singaraja, 25 November 2021



Judge 1

Dr. IGA Lokita Purnamika Utami, S.Pd., M.Pd

| No. | Aspects | Items | Expert Judge | | Comments |
|-----|-------------|--|--------------|------------|---------------------------|
| | | | Relevant | Irrelevant | |
| 1 | Preparation | 1. How do you prepare the lesson plan before remote teaching is implemented? | √ | | |
| | | 2. What kind of teaching strategy do you use? | √ | | |
| | | 3. How do you design the material that you teach before teaching? | √ | | |
| | | 4. How Where do you get the source of materials? | √ | | <u>Use the word 'how'</u> |
| | | 5. What kind of teaching tools do you use? | √ | | |
| 2 | Procedure | 6. How do you open your the class? | √ | | |
| | | 7. How do you manage your time for pre-activity of your remote teaching? | √ | | |
| | | 8. How do you check your students' attendance at the beginning on your remote teaching? | √ | | |
| | | 9. What do you do to find out your students' background knowledge before proceeding to whilst-activity? | √ | | |

| | | | | | |
|---|------------|---|---|--|-----------------------|
| | | 10. During the whilst-activity, what kind of strategy do you use in order the students to be active in while'st-activity? | √ | | Spelling issue |
| | | 11. Is it possible for you to develop a group discussion in remote teaching? | √ | | |
| | | 12. How do you close the materials at the end of remote teaching? | √ | | |
| 3 | Assessment | 13. What kinds of platforms do you use in giving assessment to your students? | √ | | |
| | | 14. How and why do you choose at the suitable assessment platform based on the level of your students? | √ | | Word-idea issue |
| | | 15. Do you think that the students can access the assessment platform that you use? | √ | | |
| | | 16. Do you think that the students improve their learning can get a good result after using that platform? | √ | | Use the word learning |
| 4 | Challenges | 17. How could you motivate your students to actively participate in activities assigned at the start of your class? How could you manage your students in order they response in the beginning of your teaching? | √ | | Wording issue |

| | | | | | |
|--|--|---|---|--|---------------|
| | | 18. 18. What will you do if your students do not respond to your remote teaching? What will you do if your students do not give any responses during the remote teaching? | √ | | Wording issue |
| | | 19. 19. How do you encourage your students if they do not understand about the material in the proecess of learning in during remote teaching? | √ | | |
| | | 20. 18. How do you achieve the learning objectives if most of the students do not understand the content of the material that you teach in remote teaching? | √ | | |
| | | 21. 19. Do you have any difficulties to make an assessment platform for the students? Explain if any! | √ | | |

Comments: The questions in the interview need to clarify what you found in the observation. For example the challenges that you observed are:

1. Both the teacher and the students have a problem in their connection or internet data. (I don't see this in the interview)
2. The teacher has a problem in motivating students to participate in the lesson.
3. The teacher has a problem in managing time while implementing remote teaching. (I don't see this)
4. The teacher has a problem in using the technology.

Thus, try to add some questions related to these things.

Singaraja, 25 November 2021

Judge 1



Dr. IGA Lolita Purnamika Utami, S.Pd., M.Pd

Judge 2

Nyoman Karina Wedhanti, S.Pd., M.Pd

Appendix 3. Instrument Validation by 2nd Expert Judge

Instrument Validation

3. Lesson Plan Evaluation Sheet

| Theory | Items | Expert Judge | | Comments |
|------------------------------------|--|--------------|------------|----------|
| | | Relevant | Irrelevant | |
| Edi, F, et al. (2021) | 1. Designing the learning process by mastering aspects of technology-based expertise in using online platform. | √ | | |
| | 2. Designing the learning process by considering the need of students in order to plan the methods used to gather knowledge of students' need. | √ | | |
| | 3. Providing learning source which is relevant to the material in a certain resource. | √ | | |
| Putri, N. R., & Sari, F. M. (2021) | 4. Preparing an appropriate learning media to be accessed by the students | √ | | |
| | 5. Designing the learning process with an appropriate teaching strategy to conduct remote teaching. | √ | | |

Singaraja, 14 Februari 2022

Expert Judge 1



Dr. IGA. Lokita Purnamika Utami, S.Pd., M.Pd

Instrument Validity

1. Interview Guide

| No. | Aspects | Items | Expert Judge | | Comments |
|-----|-------------|--|--------------|------------|----------|
| | | | Relevant | Irrelevant | |
| 1 | Preparation | 1. How do you prepare the lesson plan before remote teaching is implemented? | √ | | |
| | | 2. How do you design the material that you teach before teaching? | √ | | |
| | | 3. What kind of teaching strategy do you use? | √ | | |
| | | 4. How do you get the source of materials? | √ | | |
| | | 5. What kind of teaching tools do you use? | √ | | |
| 2 | Procedure | 6. How do you open your class? | √ | | |

| | | | | | |
|---|------------|---|---|--|--|
| | | 7. How do you manage your time for pre-activity of your remote teaching? | √ | | |
| | | 8. How do you check your students' attendance at the beginning on your remote teaching? | √ | | |
| | | 9. What do you do to find out your students' background knowledge before proceeding whilst-activity? | √ | | |
| | | 10. Are there any problems in interacting with your students by using appropriate grammar and/or pronunciation? | √ | | |
| | | 11. During the whilst-activity, what kind of strategy do you use in order the students to be active in whilst-activity? | √ | | |
| | | 12. Is it possible for you to develop a group discussion in remote teaching? | √ | | |
| | | 13. How do you close the materials at the end of remote teaching? | √ | | |
| 3 | Assessment | 14. What kinds of platforms do you use in giving assessment to your students? | √ | | |

| | | | | | |
|--|--|---|---|--|--|
| | | 21. Do you and your students have a problem in the connection or internet data? | √ | | |
| | | 22. What will you do if your students do not respond to your remote teaching? | √ | | |
| | | 23. How do you encourage your students if they do not understand about the material during remote teaching? | √ | | |
| | | 24. How do you achieve the learning objectives if most of the students do not understand the content of the material that you teach in remote teaching? | √ | | |
| | | 25. Do you manage your time well while implementing remote teaching? | √ | | |

| | | | | | |
|--|--|---|---|--|--|
| | | 26. Do you have any problems in using technology? | √ | | |
| | | 27. Do you have any difficulties to make an assessment platform for the students? Explain if any! | √ | | |

Singaraja, 17 February 2022

Judge 2

Nyoman Karina Wedhayanti, S.Pd., M.Pd.



2. Observation Sheet

| No | Aspect | Theory | Items | Expert Judge | | Comments |
|----|-------------|------------------------------------|--|--------------|------------|----------|
| | | | | Relevant | Irrelevant | |
| 1 | Preparation | Putri, N. R., & Sari, F. M. (2021) | 1. The teacher prepares a lesson plan before implementing remote teaching. | √ | | |
| | | | 2. The teacher prepares the material that will be shared to the students. | √ | | |
| | | | 3. The teacher plans a strategy of teaching suitable for the context of remote teaching. | √ | | |
| | | | 4. The teacher prepares an appropriate media to implement remote teaching. | √ | | |
| 2 | Procedure | Yen, T.-F. (TF). (2020) | 5. The teacher greets the students. | √ | | |
| | | | 6. The teacher checks the students' attendance. | √ | | |
| | | | 7. The teacher opens the lesson and does apperception. | √ | | |
| | | | 8. The teacher explains the materials systematically. | √ | | |
| | | | 9. The teacher uses good grammar and/or pronunciation. | √ | | |
| | | | 10. The teacher manages the classroom well. | √ | | |
| | | | 11. The teacher evaluates students' participation. | √ | | |

| | | | | | | |
|---|------------|------------------------------------|--|---|--|--|
| | | | 12. The teacher invites students to conclude the lesson | √ | | |
| | | | 13. The teacher gives feedback for the students | √ | | |
| | | | 14. The teacher asks some questions to check their understanding | √ | | |
| 3 | Assessment | Fall, P (2020) | 15. The teacher gives constructive and encouraging feedback after conducting remote classroom | √ | | |
| | | | 16. The teacher does an evaluation through a game in several platforms, like Quizzes, Kahoot, etc. | √ | | |
| | | | 17. The teacher assesses students' performance. | √ | | |
| 4 | Challenges | Putri, N. R., & Sari, F. M. (2021) | 18. The teacher gives assignment or homework at the end of the class to check the understanding of the students. | √ | | |
| | | Ramadani, A., & Xhaferi, B. (2020) | 19. Both the teacher and the students have a problem in their connection or internet data. | √ | | |
| | | Ramadani, A., & Xhaferi, B. (2020) | 20. The teacher has a problem in motivating students to participate in the lesson. | √ | | |
| | | | 21. The teacher has a problem in managing time while implementing remote teaching. | √ | | |

| | | | | | | |
|--|--|------------------------------------|--|---|--|--|
| | | Putri, N. R., & Sari, F. M. (2021) | 22. The teacher has a problem in using the technology. | √ | | |
|--|--|------------------------------------|--|---|--|--|

Singaraja, 17 February 2022

Judge 2

Nyoman Karina Wedhayanti, S.Pd., M.Pd.

3. Lesson Plan Evaluation Sheet

| Theory | Items | Expert Judge | | Comments |
|------------------------------------|--|--------------|------------|----------|
| | | Relevant | Irrelevant | |
| Edi, F, et al. (2021) | 1. Designing the learning process by mastering aspects of technology-based expertise in using online platform. | √ | | |
| | 2. Designing the learning process by considering the need of students in order to plan the methods used to gather knowledge of students' need. | √ | | |
| | 3. Providing learning source which is relevant to the material in a certain resource. | √ | | |
| Putri, N. R., & Sari, F. M. (2021) | 4. Preparing an appropriate learning media to be accessed by the students | √ | | |
| | 5. Designing the learning process with an appropriate teaching strategy to conduct remote teaching. | √ | | |

Singaraja, 17 February 2022

Judge 2

Nyoman Karina Wedhayanti, S.Pd., M.Pd.



Appendix 4. Interview Guide to English Teacher 1



Appendix 5. Interview Guide to English Teacher 2



Appendix 6. Interview Guide to English Teacher 3



Appendix 7. Lesson Plan from English Teacher 1

RPP Daring

Sekolah : SMA Negeri 2 Banjar
Mata Pelajaran : Bahasa Inggris Wajib
Kelas/ Semester : XI / 1
Alokasi Waktu : 45 Menit
KD : 3.1 dan 4.1

A. Tujuan Pembelajaran

- Mengidentifikasi ungkapan-ungkapan memberi dan meminta informasi terkait saran dan tawaran
- Mengidentifikasi perbedaan cara pengungkapan dari masing-masing konteks
- Memahami struktur teks ungkapan memberi dan meminta informasi terkait saran dan tawaran
- Memahami unsur kebahasaan dari ungkapan memberi dan meminta informasi terkait saran dan tawaran
- Menyusun saran dan tawaran lalu menyampaikannya ke teman kelas
- Menanggapi saran dan tawaran yang diajukan kepadanya

B. Kegiatan Pembelajaran

- **Media** : Google classroom google form dll
- **Alat/Bahan** : Laptop, Handphone, tablet dan lain lain
- **Sumber Belajar** : Buku guru dan siswa , Modul, bahan ajar, internet, dan sumber lain yang relevan

| | |
|---------------------|---|
| Introduction | <ul style="list-style-type: none">➤ Guru memberi salam dan mengajak peserta didik berdoa bersama (<i>Religious</i>)➤ Guru mengecek kehadiran peserta didik melalui Google Classroom➤ Guru menyampaikan tujuan dan manfaat pembelajaran tentang topik yang akan diajarkan |
| Activities | <ul style="list-style-type: none">➤ Peserta didik diberi motivasi dan panduan untuk melihat, mengamati, membaca dan menuliskannya kembali. Mereka diberi tayangan dan bahan bacaan Google Classroom terkait materi <i>Ungkapan-ungkapan memberi dan meminta informasi terkait saran dan tawaran. (Literasi)</i>➤ Guru memberikan kesempatan untuk mengidentifikasi sebanyak mungkin hal yang belum dipahami, dimulai dari pertanyaan faktual sampai ke pertanyaan yang bersifat hipotetik. Pertanyaan ini harus tetap berkaitan dengan materi <i>Ungkapan-ungkapan memberi dan meminta informasi terkait saran dan tawaran. (HOTS)</i>➤ Peserta didik diberi kesempatan untuk mendiskusikan, mengumpulkan informasi, mempresentasikan ulang, dan saling bertukar informasi mengenai <i>Ungkapan-ungkapan memberi dan meminta informasi terkait saran dan tawaran. (Collecting information and Problem solving)</i>➤ Melalui Google Classroom Peserta didik mempresentasikan hasil kerjanya kemudian ditanggapi peserta didik yang lainnya (<i>Communication</i>)➤ Guru dan peserta didik membuat kesimpulan tentang hal-hal yang telah dipelajari terkait <i>Ungkapan-ungkapan memberi dan meminta informasi terkait saran dan tawaran</i>, Peserta didik kemudian diberi kesempatan untuk menanyakan kembali hal-hal yang belum dipahami (<i>Creativity</i>) |
| Closing | <ul style="list-style-type: none">➤ Guru bersama peserta didik merefleksikan pengalaman belajar |

| | |
|--|---|
| | ➤ Guru menyampaikan rencana pembelajaran pada pertemuan berikutnya dan berdoa |
|--|---|

C. Penilaian (Assessment)

Penilaian terhadap materi ini dapat dilakukan sesuai kebutuhan guru yaitu dari pengamatan sikap, tes pengetahuan (berupa tes tulis menggunakan Google Form) dan presentasi unjuk kerja/hasil karya atau proyek dengan rubrik penilain sebagai nilai ketrampilan.

Banjarn, 01
Agustus 2021

Guru Mata Pelajaran
Negeri 2 Banjarn

Kepala SMA



Appendix 8. Lesson Plan from English Teacher 2

RENCANA PELAKSANAAN PEMBELAJARAN (RPP)

Satuan Pendidikan : SMA Negeri 2 Banjar
Kelas / Semester : X / ganjil
Pokok Bahasan : Filling Out Forms
Kompetensi Dasar : 3.1

A. TUJUAN PEMBELAJARAN

- Melalui pembelajaran jarak jauh dengan model problem based learning melalui aplikasi Google Classroom dan whatsapp peserta didik dapat membedakan fungsi social, struktur teks, dan unsure kebahasaan beberapa teks khusus dalam bentuk formulir isian.

B. KEGIATAN PEMBELAJARAN

1. Siswa menyimak materi model formulir isian melalui aplikasi Google Classroom
2. Siswa membaca dengan cermat formulir isian melalui aplikasi Google Classroom
3. Diskusi dan tanyajawab dilakukan di Google Classroom dan whatsapp
4. Penugasan, latihan soal, dan ulangan harian dilakukan melalui whatsapp dan google form
5. Mengirim hasil pekerjaan melalui whatsapp dan google form

C. PENILAIAN

1. Dokumentasi hasil pekerjaan siswa dengan mengirimkan melalui Google Form
2. Menjawab tugas-tugas melalui Google Form
3. Menjawab soal ulangan harian melalui Google Form

Mengetahui,
Kepala SMA Negeri 2 Banjar

Banjar, 9 Agustus 2021
Guru Mata Pelajaran

Appendix 9. Lesson Plan from English Teacher 3

RENCANA PELAKSANAAN PEMBELAJARAN

| | |
|----------------|---------------------------------|
| Sekolah | : SMANegeri 2 Banjar |
| Mata Pelajaran | : Bahasa Inggris |
| Kelas/Semester | : XII/1 |
| Materi Pokok | : Unreal Situations |
| Alokasi Waktu | : 2 kali pertemuan (@ 90 menit) |

A. Kompetensi Dasar

3.4 Menerapkan fungsi sosial struktur teks, dan unsur kebahasaan teks terkait pengandaian terjadinya/dilakukannya sesuatu yang tidak nyata pada saat ini, dan pada waktu lampau sesuai dengan konteks penggunaannya.

4.4 Menyusun teks terkait pengandaian terjadinya/dilakukannya sesuatu yang tidak nyata pada saat ini, dan pada waktu lampau sesuai dengan konteks penggunaannya.

B. Indikator

3.4.1 Mengidentifikasi fungsi sosial struktur teks, dan unsur kebahasaan teks terkait pengandaian terjadinya/dilakukannya sesuatu yang tidak nyata pada saat ini, dan pada waktu lampau sesuai dengan konteks penggunaannya.

3.4.2 Memahami teks dialog pengandaian terjadinya/dilakukannya sesuatu yang tidak nyata pada saat ini, dan pada waktu lampau sesuai dengan konteks penggunaannya

3.4.3 Menyatakan pendapat terkait pengandaian terjadinya/dilakukannya sesuatu yang tidak nyata pada saat ini, dan pada waktu lampau sesuai dengan konteks penggunaannya

4.4.1 Membuat teks dialog terkait pengandaian terjadinya/dilakukannya sesuatu yang

tidaknyata pada saatini, dan pada
waktulampausesuaidengankontekspenggunaannya

C. Tujuan Pembelajaran

1. Siswa mampu mengidentifikasi fungsi sosial struktur teks, dan unsur kebahasaan teks terkait pengandaian terjadinya/dilakukannya sesuatu yang tidak nyata pada saat ini, dan pada waktu lampau sesuai dengan konteks penggunaannya.
2. Siswamampumemahamitek dialog pengandaian terjadinya/dilakukannya sesuatu yang tidak nyata pada saat ini, dan pada waktu lampau sesuai dengan konteks penggunaannya
3. Siswamampumenyatakanpendapatertekaitpengandaianterjadinya/dilakukannyasesuatu yang tidaknyata pada saatini, dan pada waktulampausesuaidengankontekspenggunaannya
4. Siswamampumembuatteks dialog terkaitpengandaianterjadinya/dilakukannyasesuatu yang tidaknyata pada saatini, dan pada waktulampausesuaidengankontekspenggunaannya

D. Langkah-Langkah Pembelajaran

Pertemuan 1

KEGIATAN PENDAHULUAN (15 MENIT)

- Guru mengucapkan salam di platform Google Classroom
- Guru mengajak siswa untuk berdoa bersama
- Guru mengecek kehadiran siswa di Google Classroom
- Guru memberikan aturan terkait kegiatan pembelajaran di platform Google Classroom
- Guru menyampaikan tujuan pembelajaran
- Guru menanyakan beberapa pertanyaan
 - Have you ever imagined or regretted something?
 - What do you imagine or regret?

- Guru memberikan media pembelajaran

KEGIATAN INTI (65 menit)

- Siswamengamatiteks dialog (dialog 1)
- Siswamengidentifikasifungsisosial, strukturteks, dan unsurkebahasaanteks dialog
- Siswamemberikanpendapat dan pemikirannyaterhadapteks dialog yang telahdiberikan
- Siswamengamatiteks dialog (dialog 2)
- Siswamemberikanpendapat dan pemikirannyaterhadapteks dialog yang telahdiberikan
- Guru memberikansebuahkuis

KEGIATAN PENUTUP (10 menit)

- Guru dan siswauntukmenyimpulkanpembelajaranyangtelahdilakukanhariitu.
- Guru memperjelasimpulanyangdisampaikanoleh siswa
- Guru mengajaksiswaberdoabersama
- Guru mengakhiripembelajaran

Pertemuan 2

KEGIATAN PENDAHULUAN (15 MENIT)

- Guru mengucapkansalam diplatform Google Classroom
- Guru mengajaksiswauntukberdoabersama
- Guru mengecekkehadiransiswa di Google Classroom

- Guru memberikanaturanterkaitkegiatanpembelajaran di platform Google Classroom
- Guru menyampaikantujuanpembelajaran
- Guru menanyakanbeberapapertanyaan
 - How do you feel when you imagine something?
- Guru memberikan media pembelajaran

KEGIATAN INTI (65 menit)

- Siswamengamatibeberapakalimat
- Siswamengidentifikasifungsisosial, struktur, dan unsurkebahasaankalimat
- Siswamenjawabbeberapakalimatpernyataan yang diberikandenganmemberikanpendapatnya
- Siswamembuatsebuahteks dialog (collaboration)
- Siswamempresentasikanhasilkerjanya di Google Classroom secarasingkat
- Siswamenjawabbeberapapertanyaan (evaluation)

KEGIATAN PENUTUP (10 menit)

- Guru dan siswauntukmenyimpulkanpembelajaranyangtelahdilakukanhariitu.
- Guru memperjelasimpulanyangdisampaikanoleh siswa
- Guru mengajaksiswaberdoabersama
- Guru mengakhripembelajaran

E. Penilaian

- ❖ Sikap : Sikapyangdiamatiselama proses pembelajaranadalahsikapjujur, disiplin, tanggungjawab dan kerjasama
- ❖ Pengetahuan : tes tulis, tes lisan, tanya jawab

❖ Keterampilan :

Penilaian keterampilan siswa secara tertulis dalam membuat sebuah ekspengandaian dan

keterampilan siswa berbicara dalam mempresentasikan hasil kerjanya

a

Mengetahui,


Kepala Sekolah

Guru Pengajar





Appendix 10. Meeting 1 of Remote Teaching Implementation from English Teacher 1


Stream Classwork People


 [Redacted] 28 Jul 2021


Selamat Pagi Anak-anak kelas XI BHS 1. Om Swastyastu. Untuk seterusnya, jika jam pelajaran sudah dimulai, silakan langsung kebagian materi untuk melakukan Absensi melalui Form Absensi. Terima kasih.


 10 class comments


 [Redacted] 28 Jul 2021
Baik pak


 [Redacted] 28 Jul 2021
Selamat Pagi Pak, baik pak 🙏


 [Redacted] 28 Jul 2021
Selamat pagi, om Swastiastu
Baik Pak saya sudah..


 [Redacted] 28 Jul 2021
baik pak

 [Redacted] Jul 2021
om swastiastu pak baik pak

 [Redacted] 28 Jul 2021
Om swastyasti selamat pagi pak

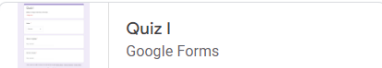
 [Redacted] 28 Jul 2021
Selamat pagi
Om swastiastu
Baik pak


 [Redacted] 28 Jul 2021
Baik pak


 Quiz Perkenalan


[Redacted] 28 Jul 2021


Silakan jawab Link Quiz dibawah ini. Jawab dengan secepat dan sejujur mungkin, tanpa melihat kamus ataupun Internet. Agar Bapak mengetahui kemampuan Bahasa Inggris kalian. Terima kasih anak-anak.





 5 class comments


 [Redacted] 28 Jul 2021
Saya sudah selesai pak

 [Redacted] 28 Jul 2021
Saya sudah selesai pak

 [Redacted] 28 Jul 2021
Sya Sudah Selesai Pak

 [Redacted] 28 Jul 2021
Saya sudah selesai menjawab quiznya pak

 [Redacted] Aug 2021
Terima kasih anak-anak



Quiz I



[Redacted] m (not shared) [Switch accounts](#)



*Required

Bagian Tanpa Judul

1. Warna Abu in English is *

10 points

- Blue
- Grey
- Black

2. Warna Hijau in English is *

10 points

- White
- Yellow
- Green

3. Eleven in Indonesia adalah *

10 points

[Stream](#)

[Classwork](#)

[People](#)



[Redacted]
28 Jul 2021



Terima kasih karena sudah hadir di kelas Bapak hari ini. Untuk setiap tugas dan materi yang Bapak berikan, jangan di jadikan beban ataupun mengakibatkan kalian stres. Belajar Bahasa adalah seperti kalian belajar berbicara saat kecil. Tidak bisa di paksa. Tapi ingat, kalian harus tetap belajar, walaupun sedikit demi sedikit. Have a good day guys. Thank you.



6 class comments



[Redacted] 2021

Baik Pak sama sama, have a good Day too pak



[Redacted] 2021

Terima kasih juga untuk quiz hari ini pak, Have positive day and great things pak 🙏🙏



Okay sir



[Redacted] 28 Jul 2021

Have a good day too pak, you're welcome



[Redacted] 2021

Baik pak terima kasi juga pak 🙏



Have a good day too pak ,you 're welcome 🙏

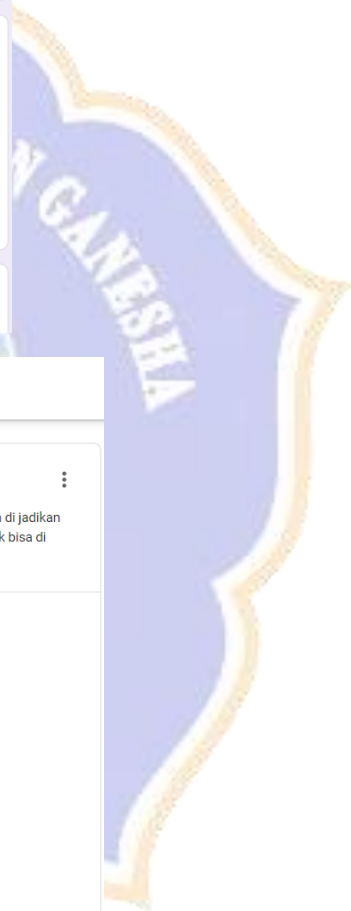


Add class comment...



[Redacted] posted a new assignment: Tugas Perkenalan

28 Jul 2021



Appendix 11. Meeting 2 of Remote Teaching Implementation from English Teacher 1








Absen Siswa

4 Aug 2021

Silakan melakukan absensi disetiap pertemuan dengan Link Form Absen dibawah. Link form tersebut bisa digunakan berulang dan seterusnya, jadi setiap pertemuan silakan langsung mengisi Form Absensi ini. Terima kasih.

Absen Siswa Kelas XI BHS 1
Google Forms

9 class comments

-  [Redacted] 4 Aug 2021
Baik pak
-  [Redacted] 4 Aug 2021
Baik pakk
-  [Redacted] Aug 2021
Baik pak
-  [Redacted] 4 Aug 2021
Saya sudah mengisi absen
-  [Redacted] 4 Aug 2021
Baik pak
-  [Redacted]
Nggih pak ,saya sudah mengisi absen nya 🙏
-  [Redacted]
Terima kasih anak-anak yang sudah aktif di komentar, Bapak akan catat untuk keaktifan kalian.

Materi Offers and Suggestions

Andika Juniarta • 4 Aug 2021







Mohon untuk dibaca dan dipahami materi yang Bapak berikan, silakan bertanya jika ada yang belum di mengerti.

Offering and Suggestion Ma...
PDF

Offering and Suggestion Ma...
PDF

MATERI SUGGESTIONS & OF...
YouTube video 8 minutes

6 class comments

-  [Redacted]
Baik pal
-  [Redacted]
Baik sir
-  [Redacted]
Siap pak saya akan memahami Materinya 🙏
-  [Redacted]
Baik Pak
-  [Redacted]
Baak pak
-  [Redacted]
Siap pak ,saya akan memahami materi yang bpk berikan 🙏

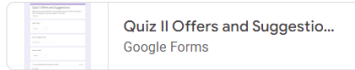
Quiz II

Andika Juniarta • 4 Aug 2021

100 points

Due 4 Aug 2021

Untuk mengetahui pemahaman kalian tentang materi yang sudah di pelajari, silakan jawab Link Quiz dibawah ini. Terima kasih.



5 class comments

4 Aug 2021
Saya sudah mengisi quiznya pak

+dayucika08@gmail.com Baik terima kasih

Saya sudah mengisi quisnya pak

Saya pribadi sudah selesai menjawab quiznya dengan baik dan benar pak 🙏🙏

Saya sudah menjawab quiznya pak 🙏

Add class comment...

1. I can do that for you if you don't mind. * 10 points

Offer

Suggestion

2. I think you should join an English course. 10 points

Offer

Suggestion

3. I suggest that you should take a holiday to take a rest. * 10 points

Offer

Suggestion

4. We can practice together after school. * 10 points

Offer

Suggestion


UNDIKSHA

Appendix 12. Meeting 3 of Remote Teaching Implementation from English Teacher 1









Absen Siswa Kelas XI BHS 1

[redacted] (edited 18 Aug 2021)

Anak-anak silakan melakukan Absensi dulu seperti biasa. Untuk Absen sudah Bapak rekap, dan Bapak akan share tiap akhir Bulan. Untuk Absennya yang sangat kurang, mohon maaf Bapak harus memberitahu ini ke Wali Kelas dan Guru BK kalian agar kami cepat membantu kalian. Terima kasih.

 Sign in - Google Accounts
<https://classroom.google.com/c...>

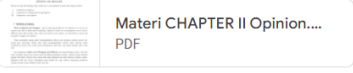
15 class comments

-  [redacted] Baik pak
-  [redacted] Iya pak
-  +adekwindipratiwi@gmail.com Thank you Winda
-  +aslhsari967@gmail.com Thank you Sariasih
-  [redacted] Of course sir you are welcome..
-  [redacted] Baik pak saya sudah mengisi absensi pak 🙏🙏
-  [redacted] [redacted] Aug 2021
-  [redacted] Iya pak






Materi Opinions and Thoughts

[redacted] 8 Sept 2021

Materi yang Bapak berikan sedikit, tapi kalian harus benar-benar pahami.

 Materi CHAPTER II Opinion...
PDF

6 class comments

-  [redacted] Baik pak saya akan memahami materi baru yang di berikan 🙏
-  [redacted] Iya Pak, saya akan mempelajari nya
-  [redacted] baik pak, saya akan mempelajarinya
-  [redacted] Baik pak
-  [redacted] NAMA : [redacted]
NO . : 30 (TIGA PULUH)
KLS . : XI BABUD 1

EXAMPLES OF ASKING AND GIVING OPINIONS!!!

A. EXAMPLE OF ASKING OPINION

1. What are you thoughts on Indonesia education system?
2. What is your idea about summer holiday?



Baik pak



NAMA : ██████████
NO . : 30 (TIGA PULUH)
KLS . : XI BABUD 1

EXAMPLES OF ASKING AND GIVING OPINIONS!!!

A. EXAMPLE OF ASKING OPINION

1. What are you thoughts on Indonesia education system?
2. What is your idea about summer holiday?

B. EXAMPLE OF GIVING OPINION

1. From my point of view Los Angeles is nice place for holiday
2. To be honest Harry Styles is better than my guy friend

CONVERSATION ABOUT ASKING AND GIVING OPINION ALSO RESPONSE OF AGREEMENT AND DISAGREEMENT!!

Lily : Hi!! Lala how was your day?

Lala : Oh hi!! So far so good and how about you?

Lily : Nothing's seem to be good lately

Lala : Oh don't be so sad and by the way do know Kanye west's new album?

Lily : Of course I know it bruh

Lala : What is your opinion about Kanye's West new album "DONDA"

Lily : In my personal opinion "DONDA" is cool album from Kanye West and I really love it

Lala : Exactly you are perfectly right

Lily : yaps!! and what are you thoughts on DONDA would be the best album from Kanye?

Lala : To be honest I'm not sure I'm agree with you because the other Kanye's album are so good

Lily : well okay but no matter what Kanye is the best rapper

Lala : For sure



Baik pak, saya akan mempelajari materi baru yang di diberikan hari ini dengan baik.



Listening Task about Offers and Suggestions



100 points

Due 19 Aug 2021

Anak-anak setelah kalian mempelajari contoh-contoh dari penggunaan Ekspresi Saran dan Tawaran. Sekarang silakan dengarkan Audio File yang Bapak berikan. Audio File tersebut berisi 2 dialog.

Tugas kalian sekarang adalah silakan buat transkrip dari dialog tersebut atau dengan kata lain silakan tulis kalimat-kalimat yang diucapkan dalam dialog tersebut. tugas ini bertujuan melatih listening skill kalian.

Tulislah dikertas dan seperti biasa silakan kumpulkan dalam bentuk file foto/pdf.

Terima kasih



SUGGESTIONS AND OFFERS...
Audio



7 class comments



l ya Pak 🙏



Baik pak saya akan mengerjakan tugasnya 🙏



Baik pak



Baik pak 2021



Tulislah dikertas dan seperti biasa silakan kumpulkan dalam bentuk file foto/pdf.


Terima kasih



SUGGESTIONS AND OFFERS...
Audio


7 class comments


 [Redacted] 021
Iya Pak 🙏


 [Redacted] 021
Baik pak saya akan mengerjakan tugasnya 🙏

 [Redacted] ug 2021
Baik pak

 [Redacted] 18 Aug 2021
Baik pak

 [Redacted]
Baik anak-anak terima kasih sudah hadir hari ini, tetap jaga kesehatan, semoga harinya menyenangkan.

 [Redacted] 1
Ya pak terima kasih juga untuk pembelajaran hari ini and see u next week have a good day pak 🙏

 [Redacted]
Baik pak ,saya akan mengerjakan tugas yang bpk berikan hari ini dengan baik dan dengan ke adaan sehat 🙏




Add class comment...




Appendix 13. Meeting 1 of Remote Teaching Implementation from English Teacher 2

 Aug 2, 2021 (Edited Sep 27, 2021) ⋮

Selamat pagi siswa kelas X MIPA 1, Perkenalkan nama pak I Dewa Putu Yudiarto, S.Pd yang akan mengajarkan kalian pelajaran Bahasa Inggris Lintas Minat untuk kelas X. Pada pertemuan hari ini: (PERTEMUAN KE 1), Senin 2 Agustus 2021, silakan kalian bergabung ke Google Class, setelah itu silakan isi daftar hadir sebelum memulai pelajaran. Untuk hari ini kalian hanya mengisi daftar hadir saja dulu, untuk minggu depan baru kita akan memulai materi pelajaran. Thank you.

 4 class comments

 2021
Nggih pk


 Yes sir


 Baik pak 🙏

 Baik bapak 🙏

 Add class comment... ▶


Instructions Student work


 **ABSENSI** ⋮


 Aug 2, 2021


100 points

ABSENSI

 **ABSENSI X MIPA 1 SE...**
<https://forms.gle/ySRX9L...>

 Class comments

 Add class comment... ▶



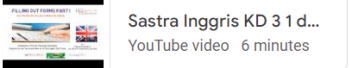
Appendix 14. Meeting 2 of Remote Teaching Implementation from English Teacher 2

X MIPA 1 BHS INGGRIS LINTAS MINAT

MATERI 1 Video Filling Out Forms

Aug 9, 2021 (Edited Oct 21, 2021)

Silakan amati dan pahami video!

 Sastra Inggris KD 3 1 d...
YouTube video 6 minutes

Class comments

Add class comment...

X MIPA 1 BHS INGGRIS LINTAS MINAT

Stream Classwork People Grades

Aug 9, 2021 (Edited Sep 27, 2021)

Selamat pagi siswa kelas X MIPA 1 .Pada pertemuan hari ini: (PERTEMUAN KE 2), Senin 9 Agustus 2021, Silakan isi daftar hadir sebelum memulai pelajaran. Hari ini kalian akan menonton video pembelajaran tentang KD 3.1 Filling Out Forms.Thank you.

29 class comments

Aug 9, 2021

Om swastyastu
Nama: [redacted]
Kls:x mipa 1
No:7

Aug 9, 2021

Om Swastyastu
Nama: [redacted]
No:21
Kelas: X MIPA 1

[redacted] 1

Nama [redacted]
Kelas : X MIPA 1
Absen : 25

[redacted]

Nama: [redacted]
Kls: X MIPA 1

Appendix 15. Meeting 3 of Remote Teaching Implementation from English Teacher 2

X MIPA 1 BHS INGGRIS LINTAS MINAT

MATERI 2 Reading Buku Paket hal.12 - 13

, 2021 (Edited Oct 21, 2021)

Hari ini kalian mendapatkan materi sebuah percakapan singkat, silakan dibaca dan pelajari percakapannya dengan Baik!

Materi kelas x :
Bahasa Inggris Lintas Minat

READING, BUKU PAKET
Halaman : 12 - 13

Read the dialog
between a **customer service officer (CS)**
with a girl talking about opening a bank account.

CS : Hello, good morning. My name is Peter. How can I help you, young lady?

Customer : Hello, I am Linda. I would like to open an account.

CS : Which account do you wish to open, Saving or Current Account?

Stream Classwork People Grades

 Aug 16, 2021 (Edited Sep 27, 2021)

Selamat pagi , Pada pertemuan hari ini (PERTEMUAN KE 3), Senin 16 Agustus 2021, Silakan isi daftar hadir (di TUGAS KELAS pada bagian ABSENSI KELAS) sebelum memulai pelajaran. Hari ini kalian akan mempelajari tentang KD 3.1 Filling Out Forms. Materi 1 READING. Silakan masuk ke TUGAS KELAS.Thank you.

 25 class comments

 Aug 16, 2021
Nama: [redacted]
No:21
Kelas: X MIPA 1

 16, 2021
Nama: [redacted]
No: 11
Kelas: X MIPA 1

 16, 2021
NAMA: [redacted]
NO: 5
KELAS: X MIPA 1

 2 Aug 16, 2021
Om swastiastu
Nama: [redacted]
Kls:X MIPA 1
No:2

 6, 2021
Nama : [redacted]
Kelas : X MIPA 1

Stream

Classwork

People

Grades



[Redacted] 021
Nama: [Redacted]
Kls: X MIPA 1
No: 29



[Redacted] g 16, 2021
Nama: [Redacted]
No: 16
Kelas: X MIPA 1



[Redacted]
Nama : [Redacted]
Kelas : X mipa 1
Ni : 12



[Redacted] 16, 2021
Oke students that all for our lesson today,thank you for your attention stay health and have nice day,good bye.



[Redacted] g 16, 2021
All right sir, thank you 🙏



[Redacted]
Nama: [Redacted]
No: 6
Kls: x MIPA 1



[Redacted] 21
Nama: [Redacted]
No: 32
Kls: X MIPA 1



Appendix 16. Meeting 1 of Remote Teaching Implementation from English Teacher 3

Daftar Hadir Kelas XI MIPA dan Bahasa Minggu ke-1, Agustus 2021.

Due Aug 2, 2021

Silakan klik dan isi google formulir berikut untuk mengisi daftar hadir kalian untuk mata pelajaran Bahasa dan Sastra Inggris.

 Daftar Hadir Minggu ke-1, A...
<https://forms.gle/A7Cz9pkbatnU...>

25 class comments

-  [Redacted] g 2, 2021
Saya sudah absen pak
-  [Redacted] 2021
Saya sudah absen pak
-  [Redacted]
Saya sudah absen pak
-  [Redacted], 2021
Saya sudah absen buk
-  [Redacted] g 2, 2021
Saya sudah absen pak

Expressions of Suggestion

Ungkapan-ungkapan untuk menyatakan saran.

 2 Aug 2021 09:54:34.jpeg
Image

 2 Aug 2021 09:55:17.jpeg
Image

1 class comment

-  [Redacted] g 2, 2021
Yes sir

Add class comment...

Expressing suggestions



[Redacted]

Ungkapan-ungkapan untuk memberi saran.



Expression of Suggestion | B...
YouTube video 6 minutes

1 class comment



[Redacted], 2, 2021

Baik pak



Add class comment...



Appendix 17. Meeting 2 of Remote Teaching Implementation from English Teacher 3

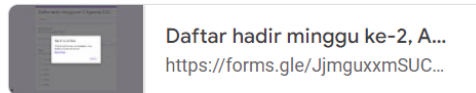
Daftar hadir minggu ke-2, Agustus 2021



2021

Due Aug 9, 2021

Silakan klik link google form berikut untuk kehadiran kalian.



18 class comments

- 21
saya sudah absen pak
- Aug 9, 2021
Saya sudah absen pak
- tyia Aug 9, 2021
Saya sudah absen. Pak.
- 021
Saya sudah absen
- Saya sudah absen pak
- Aug 9, 2021
Saya sudah absen pak

Good morning, all students of class XI MIPA 3. How are you today?

8 class comments


- 1
Im fine sir
- Good morning sir
Im fine
- Im fine sir
- Aug 9, 2021
I'm fine sir
- I'M fine sir
- Okay. great. for today, please learn again the lesson materials about "Expressions of Suggestion". if you have questions, let's discuss here.
- Selamat pagi, anak anak semua. Kalau ada pertanyaan tentang materi pelajaran "Ungkapan-ungkapan untuk menyatakan saran", mari kita diskusikan disini.
- Contoh ungkapan saran: You should put on a helmet when you ride a motorbike to go to school. (Anda/Kamu sebaiknya mengenakan/memakai helm ketika mengendarai sepeda motor untuk pergi ke sekolah.).

Appendix 18. Meeting 3 of Remote Teaching Implementation from English Teacher 3

Daftar hadir minggu ke-3, Agustus, 2021. ⋮







Due Aug 16, 2021

Silakan klik dan isi link google form berikut untuk kehadiran kalian.












Daftar hadir minggu ke-3, A...
<https://forms.gle/Rm1c37vrsXVc...>

8 class comments

-  [Redacted] Saya sudah absen pak
-  [Redacted] Saya sudah absen pak
-  [Redacted] 2021 Saya sudah absen pak
-  [Redacted] Saya sudah absen pak
-  [Redacted] Saya sudah absen pak
-  [Redacted] Saya sudah absen pak

Aug 16, 2021
Good mprning, all students of class XI MIPA 3.

13 class comments

-  [Redacted] Aug 16, 2021
Good morning , Sir.
-  [Redacted] 1
good morning sir
-  [Redacted] 021
Good morning
-  [Redacted]
Good morning sir
-  [Redacted]
I hope all of us are very well today. Please don't forget to klik and fill in the google form for your attendance today.
-  [Redacted] 21
Good morning sir
-  [Redacted]
Good morning sir
-  [Redacted]
Silakan isi link google form untuk kehadiran kalian hari ini ya.
-  [Redacted] 16, 2021
Good morning sir