

**STUDENTS' PERCEPTION ON ENGLISH
TEACHER'S COMPETENCES IN SMA NEGERI 1
SINGARAJA**

SKRIPSI

**Diajukan kepada
Universitas Pendidikan Ganesha
Untuk Memenuhi Salah Satu Persyaratan dalam Menyelesaikan
Program Sarjana Pendidikan Bahasa Inggris**



**Oleh
Ni Luh Ade Yuni Susanti
NIM. 1512021025**

**PROGRAM STUDI PENDIDIKAN BAHASA INGGRIS
JURUSAN BAHASA ASING
FAKULTAS BAHASA DAN SENI
UNIVERSITAS PENDIDIKAN GANESHA
SINGARAJA**


2020

SKRIPSI

**DIAJUKAN UNTUK MELENGKAPI TUGAS DAN
MEMENUHI SYARAT-SYARAT UNTUK MENCAPAI
GELAR SARJANA PENDIDIKAN**

Menyetujui

Pembimbing I,



I Nyoman Pasek Hadi Saputra, S.Pd, M.Pd
NIP. 19780918 200604 1 001

Pembimbing II,



Putu Adi Krisna Juniarta, S.Pd, M.Pd
NIP. 19870612 201504 1 006

Skripsi oleh Ni Luh Ade Yuni Susanti ini
telah dipertahankan di depan dewan penguji
pada tanggal 07 Februari 2020

Dewan Penguji,



Dr. Dewa Putu Ramendra, S.Pd, M.Pd.

(Ketua)

NIP. 19760902 200003 1 001

Penguji I,




Prof. Dr. Ni Made Ratminingsih, M.A.

(Anggota)

NIP. 19660903 199102 2 001

Penguji II,



I Nyoman Pasek Hadi Saputra, S.Pd, M.Pd.

(Anggota)

NIP. 19780918 200604 1 001

Penguji III,



Putu Adi Krisna Juniarta, S.Pd, M.Pd.

(Anggota)

NIP. 19870612 201504 1 006

Diterima oleh Panitia Ujian Fakultas Bahasa dan Seni
Universitas Pendidikan Ganesha
Guna memenuhi syarat-syarat untuk mencapai gelar sarjana pendidikan

Pada:

Hari : Pabu
Tanggal : 12 Februari 2020

Mengetahui,

Ketua Ujian,



Dr. Dewa Putu Ramendra, S.Pd, M.Pd.
NIP. 19760902 200003 1 001

Sekretaris Ujian,



Luh Diah Surya Adnyani, S.Pd, M.Pd.
NIP. 19830923 200812 2 001

Mengesahkan
Dekan Fakultas Bahasa dan Seni



Prof. Dr. I Made Sutarna, M.Pd.
NIP. 19600424 198603 1 002

PERNYATAAN

Dengan ini saya menyatakan bahwa karya tulis yang berjudul “Students’ Perception on English Teacher’s Competences in SMA Negeri 1 Singaraja” beserta seluruh isinya adalah benar-benar karya sendiri dan saya tidak melakukan penjiplakan dan pengutipan dengan cara-cara yang tidak sesuai dengan etika yang berlaku dalam masyarakat keilmuan. Atas pernyataan ini, saya siap menanggung risiko/sanksi yang dijatuhkan kepada saya apabila kemudian ditemukan adanya pelanggaran atas etika keilmuan dalam karya saya ini atau ada klaim terhadap keaslian karya saya ini.

Singaraja, 12 Februari 2020

Yang membuat pernyataan,



Ni Luh Ade Yuni Susanti

ACKNOWLEDGEMENTS

Best gratitude is expressed to the Almighty God, Tuhan Yang Maha Esa/Ida Sang Hyang Widhi Wasa. Because of His grace and blessing, this thesis entitled “Students’ Perception on English Teacher’s Competences in SMA Negeri 1 Singaraja” could be accomplished well. In this special occasion, the writer would like to give thanks and appreciation to the following people who had kindly supported and motivated the writer during making this thesis.

1. Prof. Dr. I Made Sutarna, M.Pd. as Dean of Faculty of Language and Art for the motivation and facilitation given that the writer could accomplish her study.
2. Luh Diah Surya Adnyani, S.Pd, M.Pd. as Head of English Language Education for the help and support during this stage.
3. I Nyoman Pasek Hadi Saputra, S.Pd., M.Pd. as the first supervisor who professionally guided, provided resources, gave support as well as constructive advices, and accommodate the writer during making this thesis.
4. Putu Adi Krisna Juniarta, S.Pd., M.Pd. as the second supervisor who had given sincere guidance, support, and motivation in the process of making this thesis.
5. All of the lecturers of English Language Education who had guided the writer during this stage.

6. All of the staff of English Language Education who had helped and assisted the writer regarding the prominent information during making this thesis.
7. The writer's beloved grandmother (Jro Wayan Mudana), parents (Alm. I Made Susambayasa and Nyoman Santiadi), siblings (Adelia, Adityananda and Adi Mahendra) and significant other (Dwi Aryantara) who always had supported and motivated the writer, so that this thesis could be accomplished.
8. The writer's friends in A class (Alpha Class'15) who had given fruitful experiences during writer's college years.
9. Everyone who had involved and contributed during making this thesis that could not be mentioned one by one.

Lastly, the writer realizes that this thesis is far from being perfect. The writer tries the best effort to accomplish this thesis. Henceforth, the writer invites the constructive suggestion and advices to make this thesis better. Hopefully, this thesis will be useful for learners or anyone who is interested in the topic discussed.

Singaraja, 12Februari 2020

Ni Luh Ade Yuni Susanti


TABLES OF CONTENTS

| | Page |
|---|------|
| ACKNOWLEDGEMENTS | |
| ABSTRACT | |
| TABLE OF CONTENTS | i |
| LIST OF TABLES | v |
| LIST OF DIAGRAMS | vii |
| LIST OF ABBREVIATIONS | ix |
| LIST OF APPENDICES | x |
| | |
| CHAPTER I. INTRODUCTION | 1 |
| 1.1 Research Background | 1 |
| 1.2 Problem Identification | 4 |
| 1.3 Scope of Study | 5 |
| 1.4 Research Problem | 5 |
| 1.5 Research Purpose | 5 |
| 1.6 Research Significance | 5 |
| | |
| CHAPTER II. LITERATURE REVIEW | 7 |
| 2.1 Theoretical Review | 7 |
| 2.1.1 Perception | 7 |
| 2.1.1.1 Definition of Perception | 7 |
| 2.1.1.2 Elements of Perception | 8 |
| 2.1.1.3 Process of Perception | 8 |
| 2.1.2 Teacher | 10 |
| 2.1.2.1 Definition and Roles of Teacher | 10 |
| 2.1.2.2 English as a Foreign Language Teacher's Roles | 12 |
| 2.1.2.3 Characteristics of a Good Teacher | 15 |
| 2.1.2.4 Teacher Professionalism | 17 |
| 2.1.2.5 Teacher's Competences | 19 |
| 2.2 Empirical Review | 23 |

| | |
|---|----|
| CHAPTER III. RESEARCH METHODOLOGY | 28 |
| 3.1 Research Setting | 28 |
| 3.2 Research Design | 28 |
| 3.3 Population and Sample | 29 |
| 3.4 Instrument of Data Collection | 30 |
| 3.4.1 Questionnaire | 30 |
| 3.4.2 Interview Guide | 33 |
| 3.4.3 Smart Voice Recorder | 35 |
| 3.5 Research Instrument Testing | 35 |
| 3.5.1 Content Validity | 35 |
| 3.5.2 Empirical Validity | 38 |
| 3.5.3 Reliability | 39 |
| 3.6 Procedure of Data Collection | 40 |
| 3.7 Procedure of Data Analysis | 41 |
| 3.7.1 Quantitative Data Analysis | 41 |
| 3.7.2 Qualitative Data Analysis | 42 |
| CHAPTER 4.FINDINGS AND DISCUSSION | 44 |
| 4.1 Data Description | 44 |
| 4.1.1 The Result of Students' Perception on English Teacher's Pedagogy Competence | 46 |
| 4.1.1.1 The Result of Students' Perception on Mastery of Students' Characteristics | 47 |
| 4.1.1.2 Result of Students' Perception on Mastery of Material Theories and Educational Learning Principals | 50 |
| 4.1.1.3 Result of Students' Perception on Implementation of Educational Learning | 53 |
| 4.1.1.4 Result of Students' Perception on Utilization of Information and Communication Technology | 55 |
| 4.1.1.5 Result of Students' Perception on Management of Assessment and Evaluation of Learning Processes and Results | 58 |

| | | |
|---------|--|----|
| 4.1.1.6 | Result of Students' Perception on Utilization of Assessment and Evaluation's Results for the Benefit of Learning | 62 |
| 4.1.1.7 | The Conclusion of Students' Perception on English Teacher' Pedagogy Competence | 65 |
| 4.1.2 | The Result of Students' Perception on English Teacher's Personality Competence | 67 |
| 4.1.2.1 | Result of Students' Perception on Behavior in Accordance to Indonesian Cultures and Norms | 68 |
| 4.1.2.2 | Result of Students' Perception on Self-Presentation as an Honest, Noble and Role Model Person | 70 |
| 4.1.2.3 | Result of Students' Perception on Self-Presentation as a Solid, Stable, Mature, Wise and Authoritative Person | 73 |
| 4.1.2.4 | Result of Students' Perception on Work Ethic, Responsibility, Pride, and Self Confidence | 76 |
| 4.1.2.5 | The Conclusion of Students' Perception on English Teacher's Personality Competence | 80 |
| 4.1.3 | The Result of Students' Perception on English Teacher's Social Competence | 81 |
| 4.1.3.1 | Result of Students' Perception on Inclusive, Objective, and Indiscriminating Act | 82 |
| 4.1.3.2 | Result of Students' Perception on Effective, Empathic, and Polite Communication | 84 |
| 4.3.1.3 | The Conclusion of Students' Perception on English Teacher's Social Competence | 87 |
| 4.1.4 | The Result of Students' Perception on English Teacher's Professional Competence | 89 |
| 4.1.4.1 | Result of Students' Perception on Mastery of the Material, Structure, Concepts of the Subjects Matter | 90 |
| 4.1.4.2 | Result of Students' Perception on Implementation of Creative Learning | 93 |

| | | |
|-----------------------------|---|-----|
| 4.1.4.3 | Result of Students' Perception on Professional Development and Reflective Action | 96 |
| 4.1.4.4 | The Conclusion of Students' Perception on English Teacher's Professional Competence | 99 |
| 4.1.5 | The Conclusion of the Result of Students' Perception on English Teacher's Competences in SMA Negeri 1 Singaraja | 101 |
| 4.2 | Discussion | 103 |
| 4.3 | Implication | 112 |
| CHAPTER 5. CONCLUSION | | 113 |
| 5.1 | Summary | 113 |
| 5.2 | Conclusion | 114 |
| 5.3 | Suggestions | 115 |
| REFERENCES | | |
| APPENDIXES | | |



LIST OF TABLES

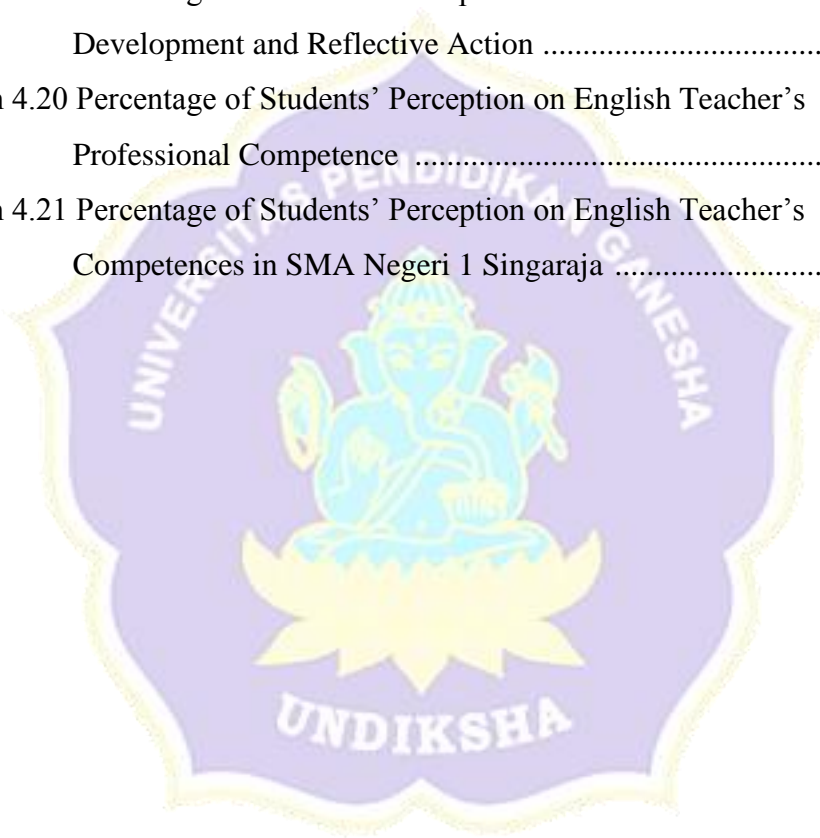
| Table | Page |
|---|------|
| Table 2.1 Comparison of Professional and Amateur Teachers' Attitudes | 18 |
| Table 3.1 Blueprint of Questionnaire | 31 |
| Table 3.2 Blueprint of Interview Guide | 33 |
| Table 3.3 The Level of Content Validity | 36 |
| Table 3.4 Expert Judgments of Questionnaire for Students | 37 |
| Table 3.5 Expert Judgments of Interview Guide | 37 |
| Table 3.6 Level of Reliability | 39 |
| Table 3.7 Reliability of the Questionnaire | 40 |
| Table 3.8 The Guideline of Qualification Level | 41 |
| Table 4.1 The Categorization of Mean Score of Mastery of Students' Characteristics Dimension | 47 |
| Table 4.2 The Categorization of Mean Score of Mastery of Theories of Material and Educational Learning Principals Dimension | 50 |
| Table 4.3 The Categorization of Mean Score of Implementation of an Educational Learning Dimension | 53 |
| Table 4.4 The Categorization of Mean Score of Utilization of Information and Communication Technology Dimension | 56 |
| Table 4.5 The Categorization of Mean Score of Management of Assessment and Evaluation of Learning Processes and Results Dimension | 59 |
| Table 4.6 The Categorization of Mean Score of Utilization of Assessment and Evaluation's Results for the Benefit of Learning Dimension | 63 |
| Table 4.7 The Categorization of Mean Score of English Teacher' Pedagogy Competence | 66 |
| Table 4.8 The Categorization of Mean Score of Behavior in Accordance to Indonesian Cultures and Norms Dimension | 68 |
| Table 4.9 The Categorization of Mean Score of Self-Presentation as an Honest, Noble and Role Model Person Dimension | 71 |
| Table 4.10 The Categorization of Mean Score of Self-Presentation as a Solid, Stable, Mature, Wise and Authoritative Person Dimension | 74 |

| | |
|---|-----|
| Table 4.11 The Categorization of Mean Score of Work Ethic, Responsibility, Pride, and Self Confidence Dimension | 77 |
| Table 4.12 The Categorization of Mean Score of English Teacher's Personality Competence | 80 |
| Table 4.13 The Categorization of Mean Score of Inclusive, Objective, and Indiscriminating Dimension | 83 |
| Table 4.14 The Categorization of Mean Score of Effective, Empathic, and Polite Communication Dimension | 85 |
| Table 4.15 The Categorization of Mean Score of English Teacher's Social Competence | 88 |
| Table 4.16 The Categorization of Mean Score of Mastery, Structure, and Concepts and Subject Matter Dimension | 90 |
| Table 4.17 The Categorization of Mean Score of Implementation of Creative Learning Dimension | 93 |
| Table 4.18 The Categorization of Mean Score of Professional Development and Reflective Action Dimension | 96 |
| Table 4.19 The Categorization of Mean Score of English Teacher's Professional Competence | 99 |
| Table 4.20 The Questionnaire Result of Students' Perception on English Teacher's Competence in SMA Negeri 1 Singaraja | 101 |
| Table 4.21 The Categorization of Mean Score of the Mastering Students' on English Teacher Competences | 102 |

LIST OF DIAGRAMS

| Diagram | Page |
|---|------|
| Diagram 4.1 Percentage of Students' Perception on English Teacher's Competences | 45 |
| Diagram 4.2 Percentage of Students' Perception on Mastery of Students' Characteristics | 48 |
| Diagram 4.3 Percentage of Students' Perception on Mastery of Theories of Material and Educational Learning Principals | 51 |
| Diagram 4.4 Percentage of Students' Perception on Implementation of an Educational Learning | 54 |
| Diagram 4.5 Percentage of Students' Perception on Utilizing Information and Communication Technology Dimension | 57 |
| Diagram 4.6 Percentage of Students' Perception on Organizing Assessment and Evaluation of Learning Processes and Results Dimension | 60 |
| Diagram 4.7 Percentage of Students' Perception on Utilization of Assessment and Evaluation's Results for the Benefit of Learning | 63 |
| Diagram 4.8 Percentage of Students' Perception on English Teacher's Pedagogy Competence | 66 |
| Diagram 4.9 Percentage of Students' Perception on Behavior in Accordance with Indonesian Cultures and Norms | 69 |
| Diagram 4.10 Percentage of Students' Perception on Self-Presentation as an Honest, Noble and Role Model | 72 |
| Diagram 4.11 Percentage of Students' Perception on Self-Presentation as a Solid, Stable, Mature, Wise and Authoritative Person | 75 |
| Diagram 4.12 Percentage of Students' Perception on Work Ethic, Responsibility, Pride, and Self Confidence | 78 |
| Diagram 4.13 Percentage of Students' Perception on English Teacher's Personality Competence | 81 |
| Diagram 4.14 Percentage of Students' Perception on Inclusive, Objective, and Indiscriminating Act | 83 |

| | |
|---|-----|
| Diagram 4.15 Percentage of Students' Perception on Effective, Empathic, and Polite Communication | 86 |
| Diagram 4.16 Percentage of Students' Perception on English Teacher's Social Competence | 89 |
| Diagram 4.17 Percentage of Students' Perception on Mastery of the Material, Structure and Concepts of the Subjects Matter | 91 |
| Diagram 4.18 Percentage of Students' Perception on Implementation of Creative Learning | 94 |
| Diagram 4.19 Percentage of Students' Perception on Professional Development and Reflective Action | 97 |
| Diagram 4.20 Percentage of Students' Perception on English Teacher's Professional Competence | 100 |
| Diagram 4.21 Percentage of Students' Perception on English Teacher's Competences in SMA Negeri 1 Singaraja | 103 |



LIST OF ABBREVIATIONS

R1 = Respondent 1

R2 = Respondent 2

R3 = Respondent 3

R4 = Respondent 4

R5 = Respondent 5

F = Female

M = Male

ESL = English as a Second Language



LIST OF APPENDIXES

1. Appendix 1. Questionnaire about Students' Perception on English Teacher' Competences in SMA Negeri 1 Singaraja
2. Appendix 2. Interview Guide about Students' Perception on English Teacher' Competences in SMA Negeri 1 Singaraja
3. Appendix 3. Judgement Sheet of the Questionnaire and Interview Guide
4. Appendix 4. The Result of Empirical Validity
5. Appendix 5. The Table of Significance Distribution of r-table
6. Appendix 6. The Result of the Reliability Test
7. Appendix 7. The Transcription of the Interview
8. Appendix 8. The Likert Scale Percentage of Students' Perception on English Teacher' Competences in SMA Negeri 1 Singaraja
9. Appendix 9. Attachment of Letters
10. Appendix 10. Documentation

