



APPENDICES

Appendix 1. Observation Sheet

Expert Judges : Prof. Dr. I Nyoman Adi Jaya Putra, M.A

Dewa Ayu Eka Agustini, S.Pd., M.S.

Institution : Universitas Pendidikan Ganesha

This observation sheet is filled by the expert judges. Give checklist mark (√) in the scoring column (Relevant / Irrelevant).

No	Expressions	Types of Code-Mixing			Reasons	Relevant	Irrelevant
		Intra-sentential	Intra-lexical	Involving change			
1.						√	
2.						√	
3.						√	
4.						√	
5.						√	

No	Expressions	Types of Code-Switching			Reasons	Relevant	Irrelevant
		Tag	Inter	Intra			
1.						√	
2.						√	
3.						√	
4.						√	
5.						√	

Appendix 2. The Result of Observation

NOTE:

Code Mixing (Bold)**Code Switching (*Italic*)**

PRE-SERVICE TEACHER 1

No	Utterances	Code Mixing			Code Switching			Reason	Expert Judges	
		Intra	Lexical	Involving	Tag	Inter	Intra		Relevant	Irrelevant
1.	Who wants to lead your friend? <i>Siapa yang mau memimpin teman-temannya untuk berdoa?</i>					✓		using repetition for clarification	✓	
2.	<i>Nggak ada yang mau? kakak tunjuk? kakak tunjuk ya? Oke Rian please.</i>					✓		interjections	✓	
3.	Oke let me check your attendance first. If I call your name, please answer. Do you understand? <i>Jika kakak memanggil nama kalian, kalian jawab.</i>					✓		using repetition for clarification	✓	
4.	You can open your book first, chapter three. <i>Kalian bisa buka buku kalian bab tiga.</i>					✓		using repetition for clarification	✓	

5.	Please open your book. <i>Tolong dibuka bukunya.</i>					✓		using repetition for clarification	✓	
6.	Time and, <i>ada waktu.</i>						✓	talking about particular topic	✓	
7.	Apa itu bahasa indonesianya date ?	✓						talking about particular topic	✓	
8.	Today, we are focused on two materials. The first is about time, and the next one is about date. <i>Jadi kita akan fokus membahas dua materi saja, yang pertama tentang waktu, yang kedua tentang tanggal.</i>					✓		using repetition for clarification	✓	
9.	How about the other student? <i>Jam berapa kalian bangun setiap paginya?</i>					✓		intending to clarify the speech content	✓	
10.	Nana bilang five o'clock in the morning <i>karena bangunnya jam lima pagi.</i>						✓	quoting somebody else	✓	
11.	<i>Kalau yang lain jam berapa?</i> can you tell me?					✓		interjection	✓	
12.	So, what time do you go to school today? <i>Surya bangunnya jam 6.30, terus jam berapa berangkat</i>					✓		intending to clarify the speech content	✓	

	<i>ke sekolah?</i>									
13.	Have you ever read or heard about am and pm? <i>Pernah mendengar atau membaca tentang am dan pm?</i>					✓		using repetition for clarification	✓	
14.	Can we move to the next material? <i>Bisa kita ke materi berikutnya?</i>					✓		using repetition for clarification	✓	
15.	<i>Ada beberapa hal yang perlu kalian pahami sebelum</i> before you learn time in English.						✓	talking about a particular topic	✓	
16.	<i>Ada beberapa istilah, yang pertama a quarter, kemudian a half, kemudian ada past, and the last one is to.</i>						✓	talking about a particular topic	✓	
17.	What does it mean in English, a quarter? <i>Seperempat itu berapa menit ya?</i>					✓		intending to clarify the speech content	✓	
18.	How about a half, what does it mean in english? <i>Setengah, berapa menit kalau setengah?</i>					✓		intending to clarify the speech content	✓	
19.	Kurang dari, <i>good.</i>					✓		interjection	✓	
20.	Jika kalian ingin mencatat silahkan, tapi jika tidak kalian bisa membaca materi yang kakak share di	✓						intending to clarify the speech content	✓	

	google classroom ya.									
21.	Yang join google classroom pasti sudah tahu ini.	✓						intending to clarify the speech content	✓	
22.	There are two rules, the first one you should say the minutes first, and then “to or past”, and the last one is pukulnya .	✓						talking about a particular topic	✓	
23.	And the second rules <i>pukulnya terlebih dahulu, baru diikuti oleh menit.</i>					✓		talking about a particular topic	✓	
24.	<i>Nah kalau</i> in the second rules, it is without “to or past, <i>tanpa</i> “to atau past.					✓		talking about a particular topic	✓	
25.	And for example, what time is it? <i>Coba diterjemahkan dahulu ke dalam bahasa inggris, ini jam berapa kurang berapa.</i>					✓		intending to clarify the speech content	✓	
26.	<i>Jam 10 kurang 15 menit</i> , how do you say in english?					✓		talking about a particular topic	✓	
27.	Yes, it is a quarter to ten in the morning. <i>Jika kalian menerjemahkan jam ini dalam bahasa indonesia, artinya jam sepuluh kurang lima belas</i>					✓		intending to clarify the speech content	✓	

	<i>menit.</i>										
28.	<i>Jam sepuluh lebih dua puluh, how do you say in English?</i>						✓	talking about a particular topic	✓		
29.	If you use the first rule, you said the minute first and then followed by “to or past”, and the last one is the time. <i>Oke siapa yang mau mencoba?</i>						✓	interjection	✓		
30.	<i>Kalian bisa gunakan peraturan yang pertama atau yang kedua, coba pikirkan dahulu. You can use the first or the second rules.</i>						✓	using repetition for clarification	✓		
31.	Is it difficult for you to understand about time? <i>Kalian merasa kesusahan untuk memahami waktu?</i>						✓	using repetition for clarification	✓		
32.	<i>Ya especially in English right?</i>						✓	interjection	✓		
33.	Before we move to the next, <i>kalian juga bisa baca-baca buku kalian, you can open your book about time.</i>						✓	intending to clarify the speech content	✓		
34.	Another example, I will give you three examples first. <i>Oke coba perhatikan tiga soal ini.</i>						✓	intending to clarify the speech content	✓		

35.	<i>Jam lima kurang lima menit, jam lima lewat lima belas menit, jam dua belas lewat tiga puluh menit.</i> Oke how would you say in english the first time.					✓		Talking about a particular topic	✓	
36.	Oke <i>Kana sebagai contoh</i> , you can choose one of them.						✓	intending to clarify the speech content	✓	
37.	<i>Jam dua belas tiga puluh</i> , a half past twelve in the evening.						✓	using repetition for clarification	✓	
38.	<i>Ini artinya jam dua belas tiga puluh</i> , ow I am sorry it is not in the evening, but in the afternoon ya.						✓	intending to clarify the speech content	✓	
39.	Raise your hand. <i>Jam lima lewat lima belas menit.</i>					✓		interjection	✓	
40.	<i>Ingat a quarter itu lima belas menit</i> , you can use past or to choose one of them.						✓	using repetition for clarification	✓	
41.	And lima, bahasa inggrisnya lima berapa?	✓						talking about a particular topic	✓	
42.	Kakak udah memberikan kalian beberapa clue , yang dibelakang perhatikan.	✓						intending to clarify the speech content	✓	
43.	<i>Yang lain</i> , raise your hand.						✓	interjection	✓	

44.	<i>Yang dibelakang, do you want to try?</i>						✓	interjection	✓	
45.	Ya kamu, <i>no?</i>					✓		interjection	✓	
46.	A quarter five, <i>ini ada yang kurang nggak, apa yang kurang?</i>						✓	talking about a particular topic	✓	
47.	Oke can I continue the material, <i>bisa dilanjutkan lagi</i>						✓	using repetition for clarification	✓	
48.	Oke jam lima kurang lima menit in the morning.	✓						talking about a particular topic	✓	
49.	<i>Five to five, jam lima kurang lima menit dipagi hari.</i>						✓	using repetition for clarification	✓	
50.	<i>Sudah, do you have any question about time?</i>					✓		interjection	✓	
51.	No, before we move to the next activity, <i>bisa dilanjutkan lagi?</i>						✓	intending to clarify the speech content	✓	
52.	Can you tell me when was you born? <i>Tanggal lahir kalian tanggal berapa?</i>					✓		using repetition for clarification	✓	
53.	When was you born, can you tell me <i>kapan kalian lahir.</i>						✓	intending to clarify the speech content	✓	

54.	Have you heard about ordinal or cardinal number, pernah dengar nggak cardinal number atau ordinal number sebelumnya?						✓	using repetition for clarification	✓	
55.	Oke cardinal number itu nomor biasa seperti 1, 2, 3, 4, dan seterusnya.	✓						talking about a particular topic	✓	
56.	Sedangkan ordinal number itu yang the first, the second, the third, the fourth.	✓						talking about a particular topic	✓	
57.	The first yang ini.				✓			interjection	✓	
58.	The second yang ini.				✓			interjection	✓	
59.	Nah yang terakhir the fourth , isi thnya di belakang.	✓						talking about a particular topic	✓	
60.	Dalam if you talk time in english, there are also two rules.	✓						talking about a particular topic	✓	
61.	Ada dua peraturan yang bisa kalian gunakan jika ingin mengucapkan tanggal dalam bahasa inggris. It is little bit a same with a time.					✓		talking about a particular topic	✓	
62.	The first rule you say <i>tanggalnya dulu baru</i>						✓	talking about a	✓	

	<i>bulannya, dan yang terakhir tahunnya.</i>							particular topic		
63.	This is the first rule. And the second rule, you say the month first, <i>baru tanggalnya, kemudian yang terakhir tahunnya.</i>						✓	talking about a particular topic	✓	
64.	An example, how would you say this date in english, <i>tanggal 29 Januari 2020.</i>						✓	talking about a particular topic	✓	
65.	Kalian mau nyatat dulu? oke I will give you two minute to make a note and then we are going to move to the next activity. <i>Silahkan dicatat terlebih dahulu.</i>						✓	using repetition for clarification	✓	
66.	Oke kita akan bermain game , kalian mau main game apa enggak?	✓						intending to clarify the speech content	✓	
67.	Let's play the game. <i>Ada yang bisa liat ini apa aja.</i>						✓	interjection	✓	
68.	This is group <i>kedua, ini pertama.</i>						✓	talking about a particular topic	✓	
69.	<i>Yang pertama, I will divide you into 2 group pertama dan kedua.</i>						✓	intending to clarify the speech content	✓	

70.	Semisal jam 6.30, <i>half past six</i> , kalian cari disini yang kedua disini, yang pertama disini.					✓	using repetition for clarification	✓	
71.	Grup pertama yang menyelesaikan gamenya adalah pemenangnya, <i>are you ready?</i>					✓	interjection	✓	
72.	Do you understand about the rules in this game? <i>kalian paham tentang peraturannya?</i>					✓	using repetition for clarification	✓	
73.	If you have decided it, and look at this paper, <i>cari tulisan yang sesuai dengan tanggal atau jam yang ada disini.</i>					✓	intending to clarify the speech content	✓	
74.	Siapa cepat yang menyelesaikan gamenya , dia adalah pemenangnya.		✓				intending to clarify the speech content	✓	
75.	Start dari sini, sini, sini, sini.	✓					intending to clarify the speech content	✓	
76.	One two three go. <i>Ayok pilih salah satunya.</i>					✓	interjection	✓	
77.	<i>Next</i> , ayok cepet cepet nanti kelamaan disalip sama sebelahnya.					✓	interjection	✓	
78.	Ada yang mau gabung jadi leadernya?		✓				interjection	✓	

79.	Ada yang mau jadi leader ?	✓						interjection	✓	
80.	Ayo Eka yang mungkin jadi leader .	✓						intending to clarify the speech content	✓	
81.	Ayuk Eka jadi leadernya .		✓					intending to clarify the speech content	✓	
82.	Ayok cepet, ayok nanti kalah lo grup kalian.			✓				interjection	✓	
83.	Siapa lagi <i>next</i> .				✓			interjection	✓	
84.	Lima empat tiga dua satu, <i>time is up</i> .					✓		interjection	✓	
85.	Okey finish. <i>Sudah tau grup mana pemenangnya?</i>					✓		interjection	✓	
86.	Grup yang pertama, <i>can you read it?</i>					✓		interjection	✓	
87.	No No No kasih grup pertama yang baca.	✓						interjection	✓	
88.	<i>Yang kedua lebih keras lagi</i> , October twenty second.						✓	talking about a particular topic	✓	
89.	<i>Yang ketiga</i> , the fourteenth of december.						✓	talking about a particular topic	✓	
90.	<i>Next</i> ini jam lagi, jam berapa ini?				✓			interjection	✓	

91.	<i>Next, october twenty tanggal berapa ini</i>						✓	talking about a particular topic	✓	
92.	Selanjutnya a quarter past six.	✓						talking about a particular topic	✓	
93.	Next one o clock <i>jam berapa?</i>						✓	talking about a particular topic	✓	
94.	<i>Jam berapa kalo</i> a quarter past six?						✓	talking about a particular topic	✓	
95.	Nine itu jam berapa?	✓						talking about a particular topic	✓	
96.	Fifteen berapa menit?	✓						talking about a particular topic	✓	
97.	The last one <i>ya</i> .					✓		interjection	✓	
98.	Five to four, <i>berarti jam berapa kurang berapa?</i>						✓	talking about a particular topic	✓	
99.	Jam empat kurang lima menit itu berarti jam tiga lewat lima puluh menit. <i>Are you happy about the game?</i>					✓		interjection	✓	

100.	Sayang-sayang yang excited itu cuma kelompok dua, bagaimana dengan kelompok pertama?	✓						interjection	✓	
101.	Oh I see your face like, <i>kayak bosan gitu lo muka kalian.</i>						✓	interjection	✓	
102.	<i>Kenapa dayu gena</i> , can you tell me?						✓	interjection	✓	
103.	Do you feel, you don't like when I teach you, <i>tidak suka diajar saya?</i>						✓	using repetition for clarification	✓	
104.	Because your face like bored when I teach you, <i>bener?</i>				✓			interjection	✓	
105.	If me little bit uncomfortable, if I made wrong or not <i>ada salah ngajar itu yang membuat kalian merasa nggak enak.</i>						✓	using repetition for clarification	✓	
106.	Do you understand about time, <i>bener, benar?</i>				✓			interjection	✓	
107.	Selanjutnya I will give you an evaluation, you can write your identity.	✓						Talking about a particular topic	✓	
108.	Please write your identity. <i>Jadi kalian tulis dulu namanya.</i>					✓		intending to clarify the speech content	✓	

1.	<i>Ya, please dinda.</i>				✓			interjection	✓	
2.	So, I would like to review our material before. <i>Jadi saya ingin mereview ulang materi sebelumnya.</i>					✓		using repetition for clarification	✓	
3.	Jadi saya ingin me-review ulang materi sebelumnya		✓					intending to clarify the speech content	✓	
4.	So, do you still remember about what personal letter is? <i>Ada yang masih ingat apa itu personal letter?</i>					✓		using repetition for clarification	✓	
5.	Ada yang masih ingat apa itu personal letter ?	✓						talking about a particular topic	✓	
6.	<i>Ya, that's right.</i>				✓			interjection	✓	
7.	<i>Jadi pada intinya</i> so basically personal letter is a letter that you can sent to your friends, your family member, or maybe your girlfriend or your boyfriend.						✓	intending to clarify the speech content	✓	
8.	<i>Okay jadi selanjutnya, I</i> want to ask you, what is the social function of personal letter?						✓	talking about a particular topic	✓	

9.	<i>Ya, Linda silahkan.</i> Okay, can you please repeat.					✓		intending to clarify the speech content	✓	
10.	Jadi social function dari personal letter is to strengthen your relationship with your friends, your family.	✓						talking about a particular topic	✓	
11.	Ya, karena di jaman sekarang, kebanyakan menggunakan eletronik , menggunakan whatsapp, dan sudah tidak menggunakan surat-menyurat lagi.		✓					talking about a particular topic	✓	
12.	Okay how about its structure, do you still remember it? <i>Kalau strukturnya gimana?</i>					✓		using repetition for clarification	✓	
13.	<i>Ya, correct.</i>					✓		interjection	✓	
14.	Jadi ada address , trus ada date .	✓						talking about a particular topic	✓	
15.	Dimana posisi date ?	✓						talking about a particular topic	✓	
16.	Oke, jadi ada address di bagian kanan surat.	✓						talking about a particular topic	✓	

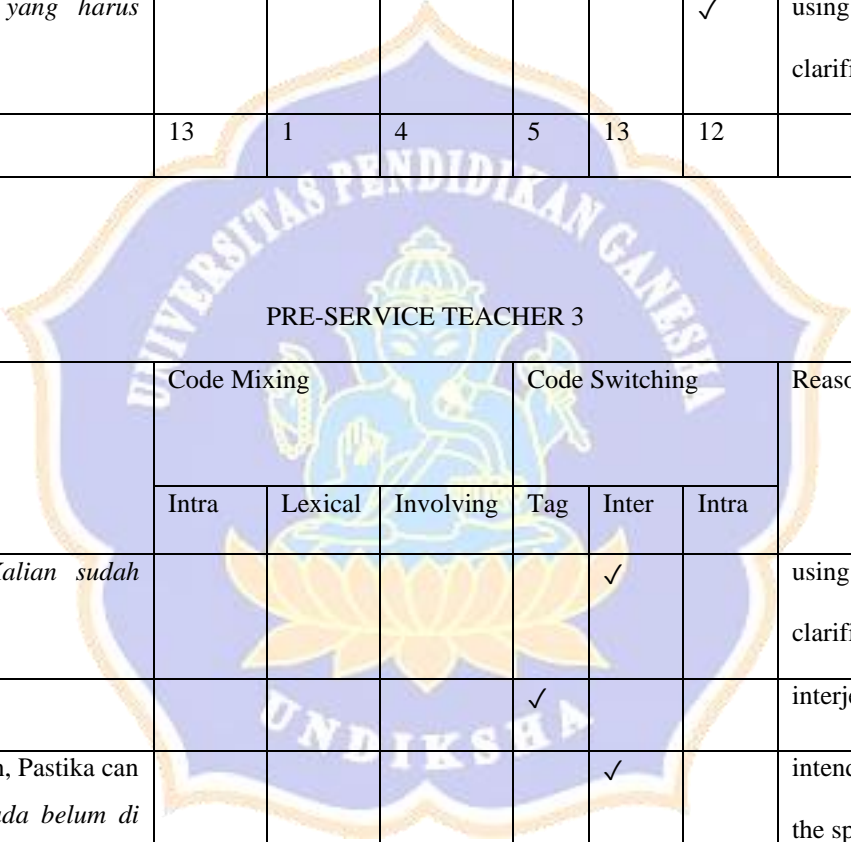
17.	Terus ada bagian date di kiri surat. Setelah itu ada salutation, greeting , ada introduction .	✓						talking about a particular topic	✓	
18.	<i>Dan setelah itu ada closer, expressing your closing, jadi ada, misalkan my lovely sister, my lovely friend.</i>					✓		talking about a particular topic	✓	
19.	Maybe for closing, <i>jadi ada penutup di bagian bawah.</i>					✓		talking about a particular topic	✓	
20	Kemudian ada signature .	✓						talking about a particular topic	✓	
21.	Dan setelah ada signature , ada yang namanya postscript .	✓						talking about a particular topic	✓	
22.	Nah postscript ini opsional, bisa ditambah maupun tidak.	✓						talking about a particular topic	✓	
23.	Untuk absensi silahkan sekretaris di data temannya lewat whatsapp, nanti absensi tulis aja.			✓				intending to clarify the speech content	✓	
24.	<i>Terus namanya siapa, nomor absen berapa, dan mohon kejujurannya karena kali ini kita melaksanakan perekaman. Oke, for the next</i>					✓		talking about a particular topic	✓	

	meeting we are going to do, actually we are going to do again, but this situation is not supported. So, we are going to it individually.								
25.	Jadi disana, saya sudah mengacak-acak paragraf dari personal letter .	✓					talking about a particular topic	✓	
26.	Jadi ini nama aktifitas sebenarnya scramble sentence .	✓					talking about a particular topic	✓	
27.	Jadi disini kalian diminta untuk mengurutkan dari awal bagaimana, format penulisan yang benar untuk personal letter , dan seharusnya date itu diposisi mana.	✓					intending to clarify the speech content	✓	
28.	<i>Jadi kalian diminta untuk menulis ini di buku tulis dan secara individu. I will give you five minutes to discuss, let's start from now.</i>					✓	intending to clarify the speech content	✓	
29.	There is any question, you can raise your hand. <i>Kalau ada pertanyaan bisa angkat tangan.</i>					✓	using repetition for clarification	✓	
30.	Now, we are going to do analysis the personal letter. <i>Jadi yang pertama kira-kira apa adik-adik?</i>					✓	talking about a particular topic	✓	

31.	What is the answer? <i>Linda sudah, yang di lain.</i> Speak up.					✓		interjection	✓	
32.	After date followed by? <i>Diikuti oleh apa?</i>					✓		using repetition for clarification	✓	
33.	Setelah date ada?	✓						talking about a particular topic	✓	
34.	Oke, after salutation there is also? Yang halo					✓		talking about a particular topic	✓	
35.	After greeting, <i>jadi setelah kalian mengurutkan kira-kira kalimat awalnya apa?</i>					✓		talking about a particular topic	✓	
36.	<i>Baru sampai di</i> after a long time ago, lanjut siapa yang mau baca?					✓		talking about a particular topic	✓	
37.	Tadi yang aktif baru Yunita, Linda, Aris, Novi, Ririn, Desi, Dio.			✓				interjection	✓	
38.	<i>Ada yang mau baca mungkin 2 kalimat ya, dari this is so beautiful..</i>					✓		talking about a particular topic	✓	
39.	<i>Ya, please.</i>					✓		interjection	✓	

40.	Sisa paragraf no satu mungkin ada yang mau baca?			✓				talking about a particular topic	✓	
41.	<i>Jadi yang pertama</i> how are you sweety?						✓	talking about a particular topic	✓	
42.	I know you are angry with me, <i>udah?</i>				✓			interjection	✓	
43.	<i>Setelah itu ada,</i> you know, yes pretty..						✓	talking about a particular topic	✓	
44.	<i>Setelah itu ada</i> I have to go ...						✓	talking about a particular topic	✓	
45.	So, is there any students want to give conclusion about this material? <i>Ada yang mau ngasi kesimpulan tentang pembelajaran kali ini?</i>					✓		using repetition for clarification	✓	
46.	What have you learned from this section, <i>apa yang telah kalian pelajari dari sesi ini.</i>						✓	using repetition for clarification	✓	
47.	So, for the assignment you need to write your personal letter, and then you create a video and submitted to google classroom. So, for the dateline, you submitted on Friday. <i>Jadi tugas kalian yaitu membuat personal letter kalian sendiri, lalu divideokan. Nah setelah itu dikumpulkan di google</i>					✓		using repetition for clarification	✓	

	<i>classroom. Paling lambat hari jumat. Jadi, saya harap tidak ada lagi yang telat ngumpul, karena kegiatan kita sudah habis.</i>									
48	Do you understand <i>terkait tugas yang harus dikerjakan?</i>						✓	using repetition for clarification	✓	
	TOTAL	13	1	4	5	13	12			



PRE-SERVICE TEACHER 3

No	Utterances	Code Mixing			Code Switching			Reason	Expert Judges	
		Intra	Lexical	Involving	Tag	Inter	Intra		Relevant	Irrelevant
1.	Have you eaten your breakfast? <i>Kalian sudah sarapan?</i>					✓		using repetition for clarification	✓	
2.	<i>Ya don't worry.</i>				✓			interjection	✓	
3.	First of all, I want to ask you a question, Pastika can you hear me? <i>Soalnya tadi pastika ada belum di mute ya, hati-hati ya nanti kalo mau bicara apa tolong di mute biar nggak kedengeran yang lain.</i>					✓		intending to clarify the speech content	✓	

4.	Soalnya tadi pastika ada belum di mute ya, hati-hati ya yang lain.nanti kalo mau bicara apa tolong di mute biar nggak kedengeran	✓						intending to clarify the speech content	✓	
5.	Oke guys have you see the material that I give for you in google classroom? <i>Kalian sudah melihat materinya?</i>					✓		using repetition for clarification	✓	
6.	Can you tell me what is today's material, <i>apa sih pelajarannya hari ini kita mau belajar apa?</i>					✓		using repetition for clarification	✓	
7.	We will more practice, we will have more practice today, because if you want to study tenses, you should understand how to make it into sentence <i>atau bagaimana caranya untuk mengaplikasikannya di dalam sebuah kalimat.</i>					✓		talking about a particular topic	✓	
8.	And then before that, if you have read the power point that I give for you I want to ask you about some questions. <i>Tolong diperhatikan materinya sekarang ya.</i>					✓		talking about a particular topic	✓	
9.	Do you understand about the material that you read in powerpoint? <i>Ada yang mengerti tentang materi yang dilihat di powerpoint-nya atau ada yang masih bingung?</i>					✓		using repetition for clarification	✓	
10.	<i>Oke nggak apa</i> we will learn it together today.						✓	being emphatic about something	✓	

11.	Kita akan belajar hari ini bagaimana sih caranya untuk mengerti tentang simple present tense .	✓						talking about a particular topic	✓	
12.	Can you see the screen, <i>udah bisa dilihat screennya?</i>					✓		using repetition for clarification	✓	
13.	udah bisa dilihat screennya?		✓					interjection	✓	
14.	As you said before, we will learn about simple present tense in sentences. <i>Ada yang masih hafal salah satu rumusnya?</i>					✓		talking about a particular topic	✓	
15.	<i>Gimana ayo</i> , subject plus to be and then, <i>apalagi?</i>					✓		talking about a particular topic	✓	
16.	Good, and if you don't understand about how to make sentence using that formula, I will lead you to understand this first. <i>Jadi kalau kalian masih belum mengerti tentang formulanya kita mulai dari yang paling gampang deh sekarang.</i>					✓		using repetition for clarification	✓	
17.	Do you know how to answer it? <i>Ada yang bisa membantu miss untuk menjawab pertanyaan ini?</i>					✓		using repetition for clarification	✓	
18.	If you know you can say "may I miss", then <i>kalian bisa jawab salah satunya.</i>					✓		intending to clarify the speech content	✓	

19.	<i>Mulai dari first question.</i>						✓	talking about a particular topic	✓	
20.	I plus question mark plus good, how to make the clear positive sentence from this blank word. <i>Jadi gimana sih caranya untuk membuat positive sentence dari kalimat blank ini, tanda tanya itu harus diganti pake apa?</i>						✓	using repetition for clarification	✓	
21.	Jadi gimana sih caranya untuk membuat positive sentence dari kalimat blank ini, tanda tanya itu harus diganti pake apa?	✓						talking about a particular topic	✓	
22.	So, you are correct because I it used am, oke. <i>Jadi kalau kalian mau membuat suatu kalimat kalian harus perhatikan subjeknya.</i>						✓	talking about a particular topic	✓	
23.	Can you answer it <i>nomor dua.</i>						✓	intending to clarify the speech content	✓	
24.	Oke we move to the verbal form <i>tadi yang kan nominal form ya, sekarang yang nomor berapa ini ya yang she plus work jadinya apa?</i>						✓	talking about a particular topic	✓	
25.	She does work <i>itu ya benar begitu?</i>						✓	talking about a particular topic	✓	
26.	<i>Oke tadi jawabannya eza kamu sesuai formula kan jawabnya, it can be she does work but normally we</i>						✓	talking about a particular topic	✓	

	say she works							particular topic		
27.	Jadi work itu cuma ditambah s karena subjeknya she .	✓						talking about a particular topic	✓	
28.	Oke how about he plus sing <i> gimana jadinya?</i>					✓		talking about a particular topic	✓	
29.	Oke kara baru masuk ya, kamu absen berapa?		✓					interjection	✓	
30.	<i>Oke enam belas, bisa jawab dari salah satu blank space can you answer one of this question?</i>					✓		intending to clarify the speech content	✓	
31.	Kenapa jawabannya bisa are ?	✓						talking about a particular topic	✓	
32.	Ya we itu kami dan we itu jadi subjek.	✓						talking about a particular topic	✓	
33.	And then about he she it what is the best to be, to be <i>apa yang di pakek?</i>					✓		talking about a particular topic	✓	
34.	<i>Sudah ya sekarang kita lanjut, we will continue to the next part.</i>					✓		using repetition for clarification	✓	
35.	Oke good and then number five, <i>siapa yang mau?</i>					✓		interjection	✓	

36.	He is a lot of comic in his room, <i>yang lain gimana setuju jawabannya, ada yang punya jawaban lain?</i>						✓	talking about a particular topic	✓	
37.	Do you want to answer number seven? <i>ah masa nggak mau ayok silahkan dijawab.</i>						✓	interjection	✓	
38.	He ini tadi miss kasih tau memakai to be apa kalok he?	✓						talking about a particular topic	✓	
39.	<i>Yak is.</i>					✓		interjection	✓	
40.	<i>Oke jadi jawabannya itu sometimes he is so naughty, oke ngerti ya.</i>						✓	talking about a particular topic	✓	
41.	<i>Yang lain setuju jawabannya begitu atau ada jawaban lain? Who wants to give another opinion about it?</i>						✓	using repetition for clarification	✓	
42.	Winda kamu <i>raise hand</i> mau menjawab?						✓	interjection	✓	
43.	Do you want to answer? <i>Oke ada yang mau menjawab?</i>						✓	using repetition for clarification	✓	
44.	Jadi ya ingat ya kalau pake he harus ditambahkan s dibelakangnya. Inget aja ya kalo he she it itu pake s dia dingin, sedangkan yang lain i pake am, you they we pake are.	✓						intending to clarify the speech content	✓	
45.	Do you have any question, <i>ada pertanyaan?</i>						✓	using repetition for	✓	

								clarification		
46.	Please give me your opinion about that, <i>kayak misal kalian menemukan pelajaran apa sih dari teks itu.</i>						✓	intending to clarify the speech content	✓	
47.	<i>Apakah ada yang bisa menyampaikan opininya, don't worry don't be afraid to have a mistake because we will learn together here, ada yang mau?</i>						✓	intending to clarify the speech content	✓	
48.	Sebelum miss tunjuk.	✓						interjection	✓	
49.	Who wants to give opinion about it, <i>ada?</i>					✓		interjection	✓	
50.	Oh ya, can you hear me <i>bisa didengar?</i>						✓	using repetition for clarification	✓	
51.	<i>Ya ya seperti itu bisa moral value, bisa pendapat kamu tentang teks tersebut, apa yang seharusnya karina atau jeno lakukan everything that you can get from the text.</i>						✓	talking about a particular topic	✓	
52.	It can be your opinion your review your point of you <i>atau kamu ada pengalaman gitu dari sana yang berkaitan dengan cerita ini.</i>						✓	talking about a particular topic	✓	
53.	Yes if you have a sibling or you have brother or sister, you should be, <i>kalian harus apa sama saudara kalian?</i>						✓	using repetition for clarification	✓	
54.	<i>Saling berbagi or sharing to each other or love to</i>						✓	using repetition for	✓	

	each other.							clarification		
55.	Jadi kalian if you have a text that asking about what you get from text you can answer like you can make a summary, <i>kalian bisa membuat ringkasannya ini menceritakan tentang apa atau you can add like the moral value from their story tentang pelajaran apa yang kalian dapatkan dari sana.</i>					✓		using repetition for clarification	✓	
56.	Oke we move to the quiz time, have you fill the quiz that I give to you in google classroom? <i>Ada yang sudah menjawab kuisnya?</i>					✓		using repetition for clarification	✓	
57.	<i>Wiss keren ya, 67, ya nggak papa its good its mean you try to answer it.</i>					✓		being emphatic about something	✓	
58.	Sekarang for you who have been fill the test or you don't open this test yet, I want to give you to fill the test.	✓						intending to clarify the speech content	✓	
59.	Can you see my screen, <i>bisa dilihat screennya?</i>					✓		using repetition for clarification	✓	
60.	bisa dilihat screennya?		✓					interjection	✓	
61.	What is the best answer for this question? Please say you name and your answer. <i>Ada yang mau membantu miss menjawab ini nomor satu apa ya.</i>					✓		intending to clarify the speech content	✓	

62.	Ada yang mau membantu miss menjawab ini nomor satu apa ya.	✓						interjection	✓	
63.	She does the homework, <i>artinya apa?</i>						✓	talking about a particular topic	✓	
64.	<i>Yang nomor tiga</i> what is the best answer?						✓	intending to clarify the speech content	✓	
65.	Eh apa bedanya sad sama bad ?	✓						talking about a particular topic	✓	
66.	<i>Yang bagian B</i> who wants to answer? 4						✓	interjection	✓	
67.	And the last part, multiple <i>eh nggak ya ini yang</i> third part multiple choice, <i>ini pilihan ganda</i> .						✓	intending to clarify the speech content	✓	
68.	You should choose the best expression from the picture, what is the best expression? <i>Siapa yang mau jawab?</i>						✓	talking about a particular topic	✓	
69.	<i>Yang D</i> you do the homework.						✓	talking about a particular topic	✓	
70.	<i>Jadi kalian liat gambarnya terus ekspresinya dan ungkapannya apakah itu benar atau salah, who wants to answer?</i>						✓	interjection	✓	

71.	Widriasih do you want to answer? Gampang kok ini.					✓		interjection	✓	
72.	False , kenapa kamu jawab false harusnya dia sedang apa?	✓						talking about a particular topic	✓	
73.	Oke she is lunch and the last who wants to answer, they are happy. <i>Siapa yang mau jawab silahkan.</i>					✓		talking about a particular topic	✓	
74.	Tadi dari awal bener ya, tadi yang <i>I am bad</i> itu hampir dikit aja salah.						✓	intending to clarify the speech content	✓	
75.	<i>Jadi mereka kan lagi nyanyi jadi mengarah ke</i> they sing a song, do you understand?						✓	talking about a particular topic	✓	
76.	First one, in making simple present tense in making the nominal form what is the formula in making nominal form? <i>Gimana sih formulanya untuk membuat nominal form.</i>					✓		using repetition for clarification	✓	
77.	Ada yang ingat <i>nominal form</i> itu apa atau yang kayak bagaimana.						✓	talking about a particular topic	✓	
78.	Nominal form <i>itu yang kayak</i> I am happy.						✓	talking about a particular topic	✓	
79.	<i>Ya</i> subject plus to be <i>ya.</i>					✓		talking about a	✓	

								particular topic		
80.	<i>Contohnya yang kayak tadi they sing a song.</i>						✓	talking about a particular topic	✓	
81.	Jadi in making simple present tense you should remember about the formula and about the situation.	✓						talking about a particular topic	✓	
82.	Jadi gimana kalau misalnya pake subjek I	✓						talking about a particular topic	✓	
83.	<i>Kayak yang tadi ya</i> and then you should give your opinion about the text <i>kayak yang miss tanyakan tadi</i> do you understand?						✓	intending to clarify the speech content	✓	
84.	Jadi kalau kalian nggak submit nggak bisa dapat skor.	✓						intending to clarify the speech content	✓	
85.	<i>If you understand</i> cobak miss tanya satu orang.						✓	interjection	✓	
86.	Oke angel <i>what is your task</i> , apa tugas kamu?						✓	using repetition for clarification	✓	
87.	And then <i>satu lagi?</i>						✓	interjection	✓	
88.	Tugasnya apa selain mengganti task?	✓						talking about a particular topic	✓	

89.	Memberikan pendapat, <i>good</i> .				✓			interjection	✓	
90.	Oh <i>ya for everyone who I have not check attendance yet</i> , jadi yang belum miss absen tolong nanti kasi tau ya di grup siapa -siapa aja biar bisa nanti masukkan absen nya oke.						✓	intending to clarify the speech content	✓	
TOTAL		17	2	1	5	19	46			

PRE-SERVICE TEACHER 4

No	Utterances	Code Mixing			Code Switching			Reason	Expert Judges	
		Intra	Lexical	Involving	Tag	Inter	Intra		Relevant	Irrelevant
1	Before we start our lesson today, let's pray together. <i>Oke suri apakah mau memimpin doa untuk pertemuan kita hari ini.</i>					✓		intending to clarify the speech content	✓	
2	Oke thank you Suri, are there any students who are absent today? <i>Ada yang absen untuk kelas kita hari ini?</i>					✓		using repetition for clarification	✓	
3	Oke later on I will share absent link in the middle of lesson today. <i>Nanti miss akan share link absen di pertengahan pembelajaran kita hari ini.</i>					✓		using repetition for clarification	✓	
4	Nanti miss akan...	✓						interjection	✓	

5	...share link absen di pertengahan pembelajaran kita hari ini.					✓	intending to clarify the speech content	✓	
6	Oke miss ijin share screen terlebih dahulu, wait a minute.					✓	intending to clarify the speech content	✓	
7	Oke before that please look and see the picture below, nah disini I have four pictures related to material for today's class.					✓	intending to clarify the speech content	✓	
8	Before that I want to ask you, do you know this place, kalian tau tempat-tempat yang ada di gambar tersebut, anyone know?					✓	using repetition for clarification	✓	
9	And then what do you think people visit in this place, apa yang kalian pikirkan mengapa orang-orang pergi ke tempat seperti pantai, taman bermain, mall, atau gunung.					✓	using repetition for clarification	✓	
1	Apa yang kalian pikirkan, what do you think?					✓	using repetition for clarification	✓	
1	Oke good job lagi satu deh.					✓	interjection	✓	
1	Oke miss lanjut in the lesson for today's class I will explain about the first the definition of intention, and the second one is expression of intention, and the last it is about language features of intention or	✓					intending to clarify the speech content	✓	

	plan.									
1	Jadi miss disini akan menjelaskan tiga materi utama yaitu definisi dari intention atau rencana, ekspresi atau ungkapan apa saja yang kita bisa gunakan di intention atau rencana, dan terakhir adalah unsur kebahasaan yang kita bisa gunakan melalui niat ataupun suatu rencana.	✓						intending to clarify the speech content	✓	
1	Miss lanjut what is intention or plan.	✓						talking about a particular topic	✓	
1	Anyone what is intention or plan, <i>ada yang tau apa itu intention ataupun plan.</i>					✓		using repetition for clarification	✓	
1	<i>Ari sudah menyebutkan intention itu something to do</i>					✓		talking about a particular topic	✓	
1	Yang cowok-cowok mana nih, the boys.	✓						interjection	✓	
1	<i>Subagya mau menjawab, what is intention?</i>					✓		talking about a particular topic	✓	
1	<i>Nah disini I will explain about intention.</i>					✓		talking about a particular topic	✓	
2	Intention is something that you want and plan to do. <i>Nah dimana niat ini adalah sesuatu yang kalian</i>					✓		using repetition for	✓	

	<i>inginkan atau rencanakan untuk seperti itu.</i>							clarification		
2	In daily life, it is common for us to tell other people about our intention or plan to do something in the future. <i>Nah dalam kehidupan kita sehari-hari kita bisa menceritakan atau memberi tahu kepada orang lain tentang niat atau rencana kita terhadap sesuatu di masa depan seperti itu.</i>					✓		using repetition for clarification	✓	
2	Sampai sana <i>you get my point</i> , apakah kalian paham?						✓	using repetition for clarification	✓	
2	Expression of intention is an expression used to talk about plan, <i>nah ungkapan untuk niat atau rencana ini merupakan ungkapan yang bisa kita bicarakan mengenai rencana di masa depan seperti itu.</i>						✓	using repetition for clarification	✓	
2	In the first is asking for intention and the second is about telling of attention. <i>Nah disini kita bisa menanyakan kepada seseorang mengenai niat atau rencana dan kemudian yang kedua yaitu kita memberi tahu seseorang mengenai rencana atau nita kita di masa depan seperti itu.</i>					✓		using repetition for clarification	✓	
2	<i>An expression used to ask for a plan, nah disini ungkapan yang bisa kita gunakan untuk menanyakan pada seseorang mengenai rencana seperti itu.</i>						✓	using repetition for clarification	✓	

2	The first, do you have any plan for this weekend, <i>apakah kamu punya rencana untuk akhir pekan ini, seperti itu.</i>						✓	using repetition for clarification	✓	
2	What Are you going to do, <i>apa yang akan kamu lakukan?</i>						✓	using repetition for clarification	✓	
2	Do you have any intention of .. <i>apakah anda memiliki niat untuk melakukan sesuatu.</i>						✓	using repetition for clarification	✓	
2	What is your plan, <i>apa rencanamu?</i>						✓	using repetition for clarification	✓	
3	Are you thinking of...and the last what will you do tonight? <i>Nah contoh tersebut merupakan menanyakan niat atau rencana.</i>					✓		talking about a particular topic	✓	
3	<i>Telling of intention or plan</i> dimana kita menceritakan atau memberi tahu seseorang mengenai rencana kita di masa depan.						✓	using repetition for clarification	✓	
3	<i>Nah</i> an expression used to tell a plan.				✓			interjection	✓	
3	There are some expressions, first I will <i>saya akan</i> . I would like to.. <i>aku ingin seperti itu.</i>						✓	using repetition for clarification	✓	
3	Ada yang pernah dengar nggak sebelumnya apa itu simple future text ?	✓						talking about a particular topic	✓	

3	Pasti di SMP kalian sudah pernah mempelajari sedikit, <i>anyone know?</i>					✓	interjection	✓	
3	Oke good, the boy <i>deh</i> .				✓		interjection	✓	
3	The boys ni masak dikalahkan sama cewek-cewek, tadi cewek-cewek aja yang berbicara	✓					interjection	✓	
3	<i>Yuk</i> come on.				✓		interjection	✓	
3	<i>Nah</i> simple future text is used to refer to actions or states that begin and end in the future.				✓		interjection	✓	
4	<i>Nah</i> simple future text ini bisa kita gunakan untuk merujuk suatu tindakan atau keadaan yang dimulai dan berakhir di masa depan.	✓					intending to clarify the speech content	✓	
4	<i>Will</i> is used to speak about the future at the moment of speaking. <i>Nah</i> dimana kita menceritakan masa depan menggunakan <i>will</i> .					✓	using repetition for clarification	✓	
4	<i>Nah</i> dimana will ini kita gunakan untuk berbicara masa depan saat berbicara.	✓					talking about a particular topic	✓	
4	<i>Nah</i> the formula, positif sentence is subject and will and the verb one and the object.				✓		talking about a particular topic	✓	
4	I have example for that, in the positive example “I will go to Bali next time, dimana I is subject and then will, and verb one is go to, and the object is	✓					intending to clarify the speech content	✓	

	Bali.									
4	Pada kalimat negatif seperti tadi kita tambahkan not .	✓						talking about a particular topic	✓	
4	Jadinya will you go to Bali next time?	✓						intending to clarify the speech content	✓	
4	Be going to is used for plans and intention made before the moment of speaking. <i>Nah dalam berbicara masa depan, selain menggunakan will kita juga bisa menggunakan be going to.</i>					✓		talking about a particular topic	✓	
4	Nah dalam berbicara masa depan, selain menggunakan will kita juga bisa menggunakan be going to .	✓						talking about a particular topic	✓	
4	Oke miss lanjut the use of will and be going to.	✓						talking about a particular topic	✓	
5	<i>It doesn't matter whether the plan is realistic or not. Nah penggunaan be going to dalam ungkapan sebuah rencana, ini kita bisa gunakan untuk gagasan bahwa seseorang berniat untuk menjelaskan sesuatu di masa depan seperti itu, tidak masalah apakah itu realistik atau tidak.</i>					✓		intending to clarify the speech content	✓	
5	...untuk menjelaskan sesuatu di masa depan seperti itu, tidak masalah apakah itu realistik atau tidak.			✓				talking about a particular topic	✓	

								particular topic		
5	Nah penggunaan be going to dalam ungkapan sebuah rencana, ini kita bisa gunakan untuk gagasan bahwa seseorang berniat untuk menjelaskan sesuatu di masa depan seperti itu, tidak masalah apakah itu realistik atau tidak	✓						talking about a particular topic	✓	
5	Nah di sini sudah jelas be going to ini digunakan untuk menjelaskan rencana atau plan .	✓						talking about a particular topic	✓	
5	Nah she is going to make some cookies this afternoon, <i>nah dia akan membuat beberapa cookies siang ini.</i>					✓		using repetition for clarification	✓	
5	Nah dia akan membuat beberapa cookies siang ini	✓						talking about a particular topic	✓	
5	The first I will type is for you since your finger hurts and I won't join them to teach math. <i>Nah saya akan mengetik untuk anda karena jari anda sakit, nah disini jelas kita menawarkan kepada seseorang mengenai bantuan kita.</i>					✓		using repetition for clarification	✓	
5	And the <i>contoh nomor dua</i> I won't join them to teach math, <i>saya tidak akan bergabung untuk mengajar matematika.</i>					✓		using repetition for clarification	✓	
5	Sekarang for you who have been fill the test or you	✓						intending to clarify	✓	

	don't open this test yet, I want to give you to fill the test.							the speech content		
5	Sampai sana paham ya pelan-pelan, atau miss terlalu kecepatan menjelaskan materi, tidak ya.	✓						interjection	✓	
6	Next will to express promise, <i>nah will ini kita bisa gunakan untuk mengungkapkan sebuah janji.</i>					✓		using repetition for clarification	✓	
6	<i>Sampai sini</i> , do you have any question?					✓		intending to clarify the speech content	✓	
6	<i>Oke karena tidak ada pertanyaan</i> , here I have one dialogue, it is about intention or plan.					✓		talking about a particular topic	✓	
6	Nah disini miss mempunyai satu dialog, nah sebelum itu apakah ada yang mau membantu miss untuk membacakan?	✓						intending to clarify the speech content	✓	
6	Oke ada berapa orang ini, santi riri bayu, <i>is three students.</i>					✓		intending to clarify the speech content	✓	
6	Oke yang lain berikan temannya applause ya.	✓						interjection	✓	
6	Nah disini pada sesi latihan <i>discussion section</i> , miss mempunyai tugas untuk kalian.					✓		talking about a particular topic	✓	
6	Nah disini tugas kalian adalah menemukan ekspresi dari <i>asking for intention or plan and telling of</i>					✓		talking about a	✓	

	<i>intention.</i>							particular topic		
6	And setelah itu, miss akan <i>I will share link absent in google room.</i>						✓	intending to clarify the speech content	✓	
6	Oke sudah di ss, sudah di screenshot?	✓						interjection	✓	
7	Oke <i>let's start</i> , kalian bisa memulai tugasnya ya.						✓	using repetition for clarification	✓	
7	Miss sudah mengirimkan link absennya kalian jangan lupa isi absen ya.	✓						intending to clarify the speech content	✓	
7	If you don't understand about your assignment <i>kalian bisa langsung tanyakan ke miss.</i>						✓	intending to clarify the speech content	✓	
7	Don't forget to absent student <i>jangan lupa kalian absen ya.</i>						✓	using repetition for clarification	✓	
7	Have you done students? <i>Udah ada yang selesai?</i>						✓	using repetition for clarification	✓	
7	Oke because the time is up, let's discuss together. <i>Nah karena waktunya sudah habis yuk kita diskusikan bareng-bereang.</i>						✓	using repetition for clarification	✓	
7	Nah ada yang mau menjawab kalimat mana yang merupakan <i>asking and telling intention.</i>						✓	talking about a	✓	

									particular topic		
7	Nah tadi ari udah bilang <i>do you have any plans</i> , nah yang lain setuju itu merupakan dari asking of intention.						✓		Quoting somebody else	✓	
7	Nah <i>itu dia contoh dari the example of asking for intention</i> .						✓		using repetition for clarification	✓	
7	Do you have any plans, <i>nah itu juga asking</i> .						✓		talking about a particular topic	✓	
8	<i>Nah miss harap sampai sini I hope you are understand about material today</i> .						✓		talking about a particular topic	✓	
8	<i>Oke sampai disini ada yang perlu ditanyakan lagi, do you have any question?</i>						✓		using repetition for clarification	✓	
8	Oke before we end the class for today let's play the game kahoot. <i>Ada yang pernah gini nggak gunain kahoot?</i>					✓			talking about a particular topic	✓	
8	<i>Nah disini I have a game in application</i> .						✓		talking about a particular topic	✓	
8	Kalian bisa join melalui aplikasi bisa atau kalian bisa join melalui laptop boleh.	✓							intending to clarify the speech content	✓	

8	Nah kalian bisa join at www. kahoot com.	✓						intending to clarify the speech content	✓	
8	After that you write your name, <i>setelah itu kalian memasukkan game pin kalian bisa menulis nama kalian nah disini udah ada.</i>						✓	intending to clarify the speech content	✓	
8	Kita tunggu temennya yang lain setelah itu miss akan start .	✓						interjection	✓	
8	Kalian bisa melihat apa namanya soalnya di <i>share screen miss.</i>						✓	intending to clarify the speech content	✓	
8	Kita tunggu beberapa menit lagi ya <i>and then we can start.</i>						✓	intending to clarify the speech content	✓	
9	Ada itu enter pin gitu tulisannya.	✓						talking about a particular topic	✓	
9	Oke kita mulai ya, I will start.						✓	using repetition for clarification	✓	
9	<i>Nah disini I have eight questions ada delapan pertanyaan.</i>						✓	using repetition for clarification	✓	
9	<i>Ya nggak papa no problem thank you for your information.</i>						✓	using repetition for clarification	✓	

9	<i>Sampai disana</i> do you have any question for today's class?						✓	intending to clarify the speech content	✓	
9	Oke karena kalian tidak ada yang bertanya miss aja yang <i>I want to ask you miss</i> aja yang bertanya.						✓	intending to clarify the speech content	✓	
9	Oke everyone does you remember what is intention? <i>Apakah ada yang masih ingat apa itu intention sebelumnya?</i>						✓	using repetition for clarification	✓	
9	Apakah ada yang masih ingat apa itu intention sebelumnya?	✓						intending to clarify the speech content	✓	
9	Oke <i>satu satu</i> ya one by one.						✓	using repetition for clarification	✓	
9	Same ya sama ya.	✓						using repetition for clarification	✓	
1	Oke guys see you stay healthy <i>sehat-sehat</i> ya.						✓	using repetition for clarification	✓	
	TOTAL	29	0	1	5	16	49			

No	Utterances	Code Mixing			Code Switching			Reason	Expert Judges	
		Intra	Lexical	Involving	Tag	Inter	Intra		Relevant	Irrelevant
1	So, I hope all of you are always in good condition <i>jadi miss harap kalian semua sehat.</i>						✓	using repetition for clarification	✓	
2	So before we start our lesson today, <i>sebelum kita mulai pembelajaran hari ini</i> let's we pray together <i>alangkah baiknya kita berdoa bersama.</i>						✓	using repetition for clarification	✓	
3	Jadi miss sudah <i>share link</i> absensi hari ini di google classroom, jadi jangan lupa kalian mengisi absensi tersebut ya.						✓	intending to clarify the speech content	✓	
4	<i>Screen miss</i> sudah kelihatan?						✓	interjection	✓	
5	Jadi sebelum memulai pembelajaran hari ini, miss ingin memberikan sebuah pertanyaan.	✓						intending to clarify the speech content	✓	
6	Nah <i>have you ever bought electronics</i> , jadi pernahkah kalian membeli barang elektronik?						✓	using repetition for clarification	✓	
7	What kind of electronic you brought? <i>Alat elektronik apa yang kalian beli?</i>						✓	using repetition for clarification	✓	
8	Alat elektronik apa yang kalian beli?			✓				talking about a	✓	

								particular topic		
9	And the what else? <i>TV, ya itu termasuk barang elektronik juga.</i>					✓		talking about a particular topic	✓	
1	So this is the example of electronics, ada van kipas angin.	✓						talking about a particular topic	✓	
1	Ada smartphone , ada oven , and apa namanya ini?	✓						talking about a particular topic	✓	
1	<i>Yes</i> pemanggang roti.					✓		interjection	✓	
1	Kok kipas angin, pemanggang roti, roaster.	✓						using repetition for clarification	✓	
1	Nah pas kalian waktu beli alat-alat elektronik seperti ini, <i>do you know how to use it, how to operate it?</i>						✓	talking about a particular topic	✓	
1	Yes you can watch from the youtube step by step how to operate it. <i>Nah hal itu berhubungan dengan materi kita hari ini.</i>					✓		talking about a particular topic	✓	
1	Nah manual procedure text ini adalah sebuah procedure text yang akan kita pelajari untuk mengetahui bagaimana step-step dalam mengoperasikan barang elektronik.	✓						talking about a particular topic	✓	

1	Sebelumnya miss sudah share video pembelajaran untuk hari ini.	✓						intending to clarify the speech content	✓	
1	Oke karena kalian sudah menonton jadi kita diskusi hari ini ya.			✓				talking about a particular topic	✓	
1	Jadi diskusi kita hari ini akan kita bagi dengan lima konten .			✓				talking about a particular topic	✓	
2	Pertama we will discuss about the definition of manual procedure text.	✓						talking about a particular topic	✓	
2	And the last <i>ada apa?</i>						✓	interjection	✓	
2	The example itu artinya contohnya.	✓						using repetition for clarification	✓	
2	<i>Yang pertama ada yang tahu apa itu</i> definition of manual procedure text?						✓	talking about a particular topic	✓	
2	Yang kalian bisa lihat di slide, manual procedure text adalah <i>or in english is a manual procedure that show...</i>						✓	talking about a particular topic	✓	
2	Nah dalam bahasa indonesia <i>manual procedure text</i> merupakan sebuah prosedur teks yang memberi tahu atau mendeskripsikan bagaimana caranya						✓	talking about a particular topic	✓	

	mengoperasikan atau menggunakan sebuah barang termasuk barang elektronik, perkakas, atau mesin dengan baik.									
2	Jadi si penggunanya ini dapat melakukan atau mengoperasikan barang tersebut dengan baik untuk menghindari kecelakaan, accident is kecelakaan.	✓						using repetition for clarification	✓	
2	Who want to read, <i>siapa yang mau baca?</i>					✓		using repetition for clarification	✓	
2	And then try to explain with you own language <i>bisa jelaskan dengan bahasa sendiri.</i>					✓		using repetition for clarification	✓	
2	<i>Oke bisa dijelaskan dengan menggunakan bahasa sendiri with your own language.</i>					✓		using repetition for clarification	✓	
3	<i>Great</i> , untuk memberi tahu atau menginformasikan instruksi atau step atau metode untuk mengoperasikan dan melakukan sesuatu.				✓			interjection	✓	
3	Raise your hand. <i>Atau nggak nanti miss tunjuk nanti.</i>					✓		intending to clarify the speech content	✓	
3	The first is goal and aims. Goal and aims here contain the purpose why we have to operate something. <i>Jadi yang pertama ada tujuan nah tentu saja dalam tujuan tersebut mengandung apa saja</i>					✓		using repetition for clarification	✓	

	<i>tujuan kita mengoperasikan sebuah barang tersebut.</i>									
3	And the next is step or instruction. <i>Yang kedua ada step atau instruksinya, ada langkah-langkahnya.</i>					✓		using repetition for clarification	✓	
3	Yang kedua ada step atau instruksinya, ada langkah-langkahnya.	✓						using repetition for clarification	✓	
3	Sudah jelas disini pasti berisi mengenai langkah-langkah yang harus kita lakukan untuk mencapai tujuan dari prosedur tersebut.			✓				talking about a particular topic	✓	
3	Who wants to read the language features? <i>Hayuk yang lain.</i>					✓		interjection	✓	
3	Bisakah Ansu menjelaskan language features pertama yang ini.	✓						talking about a particular topic	✓	
3	Let's we discuss nggak papa here we learn together.	✓						being emphatic about something	✓	
3	Yes fill the water in the washing machine and the detergent, <i>itu merupakan contoh dari dari apa?</i>						✓	talking about a particular topic	✓	
4	Yes <i>itulah contoh dari</i> using imperative sentences.						✓	talking about a particular topic	✓	

4	Jadi imperative sentence itu menggunakan kalimat imperative atau kalimat suruhan	✓						talking about a particular topic	✓	
4	Jadi contohnya seperti fill the water in the washing machine and the detergent.					✓		talking about a particular topic	✓	
4	And the second <i>ada yang mau bacain</i> the second language features?					✓		talking about a particular topic	✓	
4	Jadi prosedur teks disini menggunakan pola kalimat simple present tense .	✓						talking about a particular topic	✓	
4	Contohnya put the clothes in the washing machine	✓						talking about a particular topic	✓	
4	And the third using action verb <i>menggunakan kata kerja</i> , contohnya ada add, put, press, open, close, and so on.					✓		talking about a particular topic	✓	
4	Bisa dijelaskan language features selanjutnya?	✓						talking about a particular topic	✓	
4	What is conjunction of sequence, <i>ada yang tahu?</i>					✓		talking about a particular topic	✓	
4	Yes kata konjungsi atau kata penghubung.				✓			Interjection	✓	

5	Yes in bahasa it is kata hubung.	✓						Interjection	✓	
5	Apa itu <i>using numbering</i> ?					✓		talking about a particular topic	✓	
5	Yes first, second, third, and other. <i>Jadi menggunakan penomoran contohnya ada pertama, kedua, ketiga, dan yang lainnya.</i>					✓		talking about a particular topic	✓	
5	Nah dari kelima language features disini, ada yang mau ditanyakan?	✓						talking about a particular topic	✓	
5	Nah so on sama turn on . Nah so on itu artinya yang lainnya, yang lain-lain, dan sebagainya seperti itu.	✓						intending to clarify the speech content	✓	
5	<i>Yes</i> itu perbedaannya ya.					✓		Interjection	✓	
5	Is it clear for you, <i>sudah jelas</i> ?					✓		using repetition for clarification	✓	
5	Itu kata kerja karena kan imperative itu kan kalimat perintah.	✓						talking about a particular topic	✓	
5	<i>Jadi kita memerintahkan dalam step-step procedure text especially manual procedure text.</i>					✓		talking about a particular topic	✓	
5	Kita itu kan dalam stepnya itu memerintahkan,		✓					intending to clarify	✓	

	menginstruksikan itu kan dalam bentuk kata perintah kalimat perintah maksudnya, seperti itu.							the speech content		
6	Yes of course you can use action verb in the during we use imperative sentence, contohnya at water in the washing machine, at detergent like that.	✓						talking about a particular topic	✓	
6	Oke turn on the button of washing machine for example, turn on nya itu kan action verb.	✓						talking about a particular topic	✓	
6	Nah kalimat turn on the button of washing machine itu imperative sentence nya seperti itu.	✓						talking about a particular topic	✓	
6	Is it clear, <i>sudah mengerti?</i>					✓		using repetition for clarification	✓	
6	The next is the example of manual procedure text. <i>Jadi kita akan membahas satu-satu disini ya.</i>					✓		talking about a particular topic	✓	
6	The goal or the title is How to use blender. <i>Jadi tujuannya apa?</i>					✓		talking about a particular topic	✓	
6	Yes <i>memberi tahu bagaimana cara menggunakan blender to tell how to use blender.</i>						✓	using repetition for clarification	✓	
6	Yes make sure the blender is clean and in working condition. <i>Jadi pastikan blender yang akan kita gunakan...</i>					✓		using repetition for clarification	✓	

6	<i>Yes good, bersih dan dalam keadaan yang siap digunakan, dalam keadaan baik.</i>				✓		interjection	✓	
6	<i>Yes plug the cable into the socket, colokkan kabelnya ke stop kontak.</i>					✓	using repetition for clarification	✓	
7	<i>Oke what is it in bahasa, dalam bahasa indonesia?</i>					✓	intending to clarify the speech content	✓	
7	<i>Yes masukkan.</i>				✓		interjection	✓	
7	<i>Jadi masukkan bahan-bahan yang akan kita blender di dalam blender, and then kalian bisa mencoba seperti pisang, avocado, or papaya like that.</i>					✓	talking about a particular topic	✓	
7	<i>Oke i will confirm, so close the lid and hold the cover tightly. Jadi tutup penutupnya, kemudian pegang tutupnya itu covernya itu dengan kuat.</i>				✓		using repetition for clarification	✓	
7	<i>Jadi tutup penutupnya, kemudian pegang tutupnya itu covernya itu dengan kuat. 6</i>	✓					intending to clarify the speech content	✓	
7	<i>Tightly itu kuat.</i>	✓					using repetition for clarification	✓	
7	<i>So, maksudnya disini adalah press the button to blend it, tekan tombolnya untuk menghancurkan buah-buah yang sudah kita masukkan tadi.</i>					✓	intending to clarify the speech content	✓	

7	Ada beberapa tombol yang menunjukkan kecepatan dari blend itu mata pisau dari blender tersebut.	✓						talking about a particular topic	✓	
7	Jadi we can try other button, <i>kita dapat mencoba tombol yang lainnya.</i>						✓	using repetition for clarification	✓	
7	Jadi after the usage, setelah penggunaan, <i>don't forget to clean the blender jar, lid, and blades</i> jangan lupa untuk membersihkan jar blender tersebut kemudian tutupnya dan mata pisaunya.						✓	using repetition for clarification	✓	
8	Tapi tidak include dengan bawahannya, yang kayak gini.	✓						intending to clarify the speech content	✓	
8	<i>Now is your turn</i> , jadi sekarang adalah giliran kalian untuk memberitahu miss dan menjelaskan ke miss mengenai <i>how to use washing machine.</i>						✓	intending to clarify the speech content	✓	
8	Set itu atur.	✓						using repetition for clarification	✓	
8	Ya mesin pemintalnya itu, <i>and the last?</i>						✓	interjection	✓	
8	Is my voice audible, <i>kedengeran suara miss?</i>						✓	using repetition for clarification	✓	
8	What is the purpose of this manual procedure text, <i>apa tujuan dari teks ini yang ada di slide?</i>						✓	using repetition for	✓	

								clarification		
8	And the next. <i>Siapa ya?</i>					✓		interjection	✓	
8	Jadi miss akan memberikan pertanyaan mengenai procedure text yang ada di slide .	✓						talking about a particular topic	✓	
8	How many steps that we need to use washing machine? <i>Oke berapa banyak step yang kita perlukan untuk menggunakan mesin cuci.</i>					✓		using repetition for clarification	✓	
8	Oke bisa on cam semuanya sebentar?	✓						interjection	✓	
9	Selain widia yang belum dapet ngomong, <i>come on</i> .					✓		interjection	✓	
9	O dira ini cowok ya miss kira cewek, sorry-sorry .	✓						interjection	✓	
9	Can you conclude our material today? <i>Bisa disimpulkan apa aja materi kita yang sudah kita pelajari hari ini?</i>					✓		using repetition for clarification	✓	
9	Pocedure text apa yang kita bahas?	✓						talking about a particular topic	✓	
9	Atau we learn about the manual procedure text.	✓						talking about a particular topic	✓	
9	Then , tadi apa aja yang sudah miss jelaskan, ada yang mau jawab?	✓						intending to clarify the speech content	✓	

9	Yes, also we already learn about what is definition of manual procedure text, <i>apa definisi, apa pengertian dari prosedur teks manual.</i>						✓	using repetition for clarification	✓	
9	And then the purpose of manual procedure text, <i>apa itu tujuannya.</i>						✓	intending to clarify the speech content	✓	
9	And the third, the structure, <i>apa struktur dari manual procedure text, and the next the language features.</i>						✓	using repetition for clarification	✓	
9	Jadi language features <i>itu gaya kebahasaan dari manual procedure text.</i>						✓	using repetition for clarification	✓	
1	So <i>kalau udah ngerti</i> , are you ready for the exercise, the assignment.						✓	talking about a particular topic	✓	
TOTAL		33	2	4	7	15	39			

PRE-SERVICE TEACHER 6

No	Utterances	Code Mixing			Code Switching			Reason	Expert Judges	
		Intra	Lexical	Involving	Tag	Inter	Intra		Relevant	Irrelevant
1	So, before we start our lesson today, let us pray together so kaptan please lead the pray, <i>ketua kelas</i>						✓	using repetition for	✓	

	<i>tolong dipimpin berdoanya.</i>							clarification		
2	Jadi sebelum kita mulai, bapak absen dulu kehadiran kalian ya.			✓				interjection	✓	
3	Jadi sebelum kita mulai, bapak absen dulu kehadiran kalian ya. <i>I will check your attendance.</i>					✓		using repetition for clarification	✓	
4	So jadi sekarang untuk genap <i>right?</i>				✓			interjection	✓	
5	If I call your name, please say present ya.				✓			interjection	✓	
6	Jadi katakan present .	✓						interjection	✓	
7	Jadi all of you are here, hadir.	✓						using repetition for clarification	✓	
8	Alright, now let us continue our topic <i>ya</i> , our discussion.				✓			interjection	✓	
9	Jadi sebelumnya bapak ingin bertanya, materi yang bapak share apakah sempat dibaca?	✓						talking about a particular topic	✓	
1	So before I continue to explain about what we will discuss for today, I would like to review, <i>bapak mau mengajak kalian mengandai ngandai dulu ya kita pemanasan dulu ya sebelum pembelajaran.</i>						✓	intending to clarify the speech content for the interlocutor	✓	
1	Jadi mari kita bayangkan sebuah situasi dimana <i>if you want to hang out with your friends.</i>						✓	talking about a	✓	

								particular topic		
1	Let's imagine if you want to hang out with your friends and then what will you say to your parents, <i>apa yang kalian katakan kepada orang tua kalian kalau kalian pingin keluar, main misalkan.</i>					✓		using repetition for clarification	✓	
1	And then let's imagine, if you forget to bring your pens and you want to borrow from your friend. <i>Jadi kalau misalkan kalian lupa bawa pulpen, terus kalian pengen pinjem pulpen dari teman kalian.</i>					✓		using repetition for clarification	✓	
1	What will you say to your friend? <i>Apa yang akan kalian katakan?</i>					✓		using repetition for clarification	✓	
1	<i>So, from our discussion</i> jadi setelah kita bahas-bahas sedikit.					✓		talking about a particular topic	✓	
1	Sekarang can you guess, <i>bisa nggak kalian nebak</i> what will we discuss in today's lesson.					✓		using repetition for clarification	✓	
1	<i>Ungkapan meminta izin atau dalam bahasa inggrisnya</i> expression of asking for permission.					✓		talking about a particular topic	✓	
1	The expression of asking for permission <i>atau ungkapan meminta ijin ya.</i>					✓		using repetition for clarification	✓	
1	Untuk halaman kedua materinya ada <i>definition of</i>					✓		using repetition for	✓	

	<i>asking for permission</i> yaitu pengertian dari ungkapan meminta izin.							clarification		
2	Now I would like to ask you about your help, who want to help me to read the definition of asking for permission. <i>Ada yang mau membantu bapak untuk membacakan pengertian dari ungkapan meminta izin.</i>					✓		using repetition for clarification	✓	
2	<i>Siapa yang mau bantu</i> to read this.						✓	interjection	✓	
2	Asking for permission is an expression that we use when we want to ask someone permission to do, to wear or to borrow something. <i>Jadi ungkapan meminta ijin yaitu ungkapan yang biasa kita gunakan untuk meminta ijin seseorang dalam ngapain?</i>					✓		using repetition for clarification	✓	
2	Oke lanjut please open next page <i>silahkan buka halaman berikutnya.</i>						✓	using repetition for clarification	✓	
2	So, there are three kinds of expression that we use in asking for permission. <i>Jadi ada tiga jenis ungkapan yang sering digunakan berkaitan dengan izin dalam bahasa inggris.</i>					✓		using repetition for clarification	✓	
2	Pertama ada ekspresi apa?			✓				talking about a particular topic	✓	

2	Now let's discuss for the first <i>ekspresi ya, mari kita bahas dulu ungkapan yang pertama yaitu asking for permission.</i>						✓	using repetition for clarification	✓	
2	Apa itu <i>asking for permission?</i>						✓	talking about a particular topic	✓	
2	Jadi dalam asks for an expression, in asking for permission there are some expressions that we can use <i>ya, sudah bapak cantumkan juga di materi yang bapak bagikan.</i>						✓	talking about a particular topic	✓	
2	If you want to take a note, please, but if you don't, please listen to my explanation <i>ya.</i>				✓			interjection	✓	
3	Oke for the first expression may I. <i>Jadi gunakan may I.</i>					✓		talking about a particular topic	✓	
3	<i>Lanjut keempat</i> do you permit.						✓	talking about a particular topic	✓	
3	<i>Jadi pertama ada</i> May I bla bla bla.						✓	talking about a particular topic	✓	
3	May I <i>disini artinya apa?</i>						✓	talking about a particular topic	✓	
3	May I go outside, <i>bolehkah saya pergi ke luar.</i>						✓	using repetition for	✓	

									clarification		
3	Kedua ada <i>can I</i> , apa itu?						✓	talking about a particular topic	✓		
3	Bisakah sama ya seperti can, can dan could itu sama.	✓						talking about a particular topic	✓		
3	Yang terakhir ada <i>do you mind to give me permission</i> , artinya apa?						✓	talking about a particular topic	✓		
3	Giving permission atau dalam bahasa Indonesia?	✓						talking about a particular topic	✓		
3	Alright all of you please make your phone silent, <i>jadi tolong buat hp kalian mode getar ya biar tidak mengganggu.</i>						✓	intending to clarify the speech content	✓		
4	Oke <i>yang pertama</i> expression of giving permission, please all of you read it, <i>baca tolong.</i>						✓	talking about a particular topic	✓		
4	Please feel free, <i>jangan sungkan.</i>						✓	using repetition for clarification	✓		
4	<i>Dan yang terakhir ada</i> refusing to give permission.						✓	talking about a particular topic	✓		

4	Refusing to give permission <i>atau menolak untuk memberi ijin.</i>						✓	using repetition for clarification	✓	
4	Dalam menolak ada dua jenis cara, pertama cara yang langsung ya atau gamblang maupun dengan cara yang sopan atau polite .	✓						using repetition for clarification	✓	
4	Yang pertama expression yang digunakan <i>no please don't.</i>						✓	talking about a particular topic	✓	
4	Jadi untuk menolak, memberikan izin secara sopan kalian dapat menggunakan <i>I am sorry.</i>						✓	talking about a particular topic	✓	
4	<i>Misalkan kalian meminta izin kepada bapak may I go to the toilet, kalau bapak bilang I am sorry but you don't need to go to the toilet because our class is going to end.</i>						✓	talking about a particular topic	✓	
4	<i>I am sorry diikuti dengan alasan mengapa kalian menolaknya.</i>						✓	talking about a particular topic	✓	
4	<i>Kemudian yang terakhir ada apa? I'm afraid, but you can't.</i>						✓	talking about a particular topic	✓	
5	Can I jump from this building, <i>bolehkah saya melompat dari bangunan ini.</i>						✓	using repetition for clarification	✓	

5	<i>Kalian dapat menggunakan I am afraid but you can't.</i>						✓	talking about a particular topic	✓	
5	<i>Jadi kalian bilang saya takut kamu tidak akan bisa because you will not safe if you just from this building.</i>						✓	intending to clarify the speech content	✓	
5	Jadi before we continue to our next discussion.	✓						talking about a particular topic	✓	
5	jadi sebelum bapak lanjutkan ke diskusi selanjutnya,			✓				talking about a particular topic	✓	
5	Is there any question about this material? <i>Ada pertanyaan dulu?</i>						✓	using repetition for clarification	✓	
5	So far so good. <i>Jadi kita lanjutkan ke pembahasan selanjutnya, bisa kalian buka di halaman selanjutnya.</i>						✓	intending to clarify the speech content	✓	
5	<i>Disana bapak I would like to explain to you how to ask permission in polite way.</i>						✓	talking about a particular topic	✓	
5	I will give you tips, <i>dah</i>						✓	interjection	✓	
5	Bapak akan memberikan cara kepada kalian mengenai bagaimana cara meminta izin secara polite atau sopan, secara halus, tidak menyinggung	✓						intending to clarify the speech content	✓	

	perasaan orang.									
6	So, in asking permission you have to watch your attitude first <i>ya</i> .				✓			interjection	✓	
6	Oke in asking for permission in polite way, there are three kinds of model that we usually use. <i>Jadi ada tiga jenis ungkapan atau model yang sering kita gunakan dalam meminta izin secara sopan.</i>					✓		intending to clarify the speech content	✓	
6	Kalau dari urutan yang paling kurang sopan, sopan, dan paling sopan urutannya itu akan menjadi yang paling bawah can , kemudian ada could di tengah, dan yang paling atas ada may	✓						talking about a particular topic	✓	
6	Jadi may disini dia paling sopan jika digunakan untuk meminta izin.	✓						talking about a particular topic	✓	
6	Yang paling bawah ada can , di tengah ada could , dan yang paling sopan atau yang paling atas ada may .	✓						talking about a particular topic	✓	
6	Mari kita bahas dari yang paling bawah dulu yaitu can .	✓						talking about a particular topic	✓	
6	Bisa kalian sebutkan contoh situasi tidak formal .			✓				talking about a particular topic	✓	
6	Nah can disini dia sering digunakan di situasi yang tidak formal dan orang yang dituju itu usianya	✓						talking about a particular topic	✓	

	seumuran, disini teman satu kelas.							particular topic		
6	Could disini bisa digunakan di situasi apa?	✓						talking about a particular topic	✓	
6	Could disini dapat digunakan di dua situasi yaitu informal and formal situasi.	✓						talking about a particular topic	✓	
7	Kemudian ada may yang paling atas, dia lebih sering digunakan di situasi apa?	✓						talking about a particular topic	✓	
7	Untuk older from you ya or people who have higher position than you.	✓						talking about a particular topic	✓	
7	Nova may I have a holiday for one day. <i>Nova bolehkah saya minta cuti libur selama satu hari.</i>					✓		intending to clarify the speech content	✓	
7	Jadi itu merupakan cara atau tips yang dapat berikan <i>of how to ask someone permission in polite way.</i>					✓		talking about a particular topic	✓	
7	Sekarang silahkan kalian yang akan melakukan sebuah aktifitas ya.			✓				talking about a particular topic	✓	
7	Jadi karena bapak amati disini ngantuk mungkin atau apa belum sarapan, bagaimana kalau kita bermain game , setuju?	✓						talking about a particular topic	✓	

7	Oke the name of this game is Simon says, <i>ada yang pernah dengar?</i>						✓	talking about a particular topic	✓	
7	The rules aturan in playing this game is when I say Simon Simon says touch your bla bla bla...	✓						using repetition for clarification	✓	
7	Jadi titik titiknya ini akan bapak katakan dengan <i>part of human body</i> , bagian bagian dari tubuh.						✓	talking about a particular topic	✓	
7	The first let's start with part of head <i>ya</i> .				✓			interjection	✓	
8	Jadi contohnya simon says touch your head, <i>cobak semuanya ikuti gerakan bapak</i> .						✓	intending to clarify the speech content	✓	
8	Simon says touch your eye mata , simon says touch your nose.	✓						using repetition for clarification	✓	
8	Pertama kepala head rambut hair telinga ear mata eyes hidung nose bibir lips ya dagu chin , ini apa?	✓						using repetition for clarification	✓	
8	So, nah kemudian <i>I will give you a challenge ya</i> , jadi bapak akan memberikan kalian tantangan.						✓	using repetition for clarification	✓	
8	<i>So, what am I saying ya</i> , apa yang bapak katakan tidak akan selalu sejalan dengan apa yang bapak sentuh.						✓	intending to clarify the speech content	✓	

8	Misalnya bapak bilang simon <i>says touch your lips</i> , seharusnya bapak menyentuh apa?					✓	talking about a particular topic	✓	
8	I will give you a present <i>ya</i> .					✓	interjection	✓	
8	...kartu ini berisikan situasi dan harus kalian membuat kalimat meminta izin <i>ya</i> .			✓			talking about a particular topic	✓	
8	Contohnya saja <i>ask for money</i> atau meminta uang <i>ya</i>					✓	using repetition for clarification	✓	
8	<i>Jadi kalian bisa bilang, father may I get or may I have some money.</i>					✓	talking about a particular topic	✓	
9	<i>Oke sekarang ayo kita mulai permainannya. So, all of you please listen it.</i>					✓	interjection	✓	
9	Touch your nose <i>dah</i> .					✓	interjection	✓	
9	<i>Sekarang kita mulai ya. Simon says touch your head.</i>					✓	interjection	✓	
9	Oke good ya konsentrasinya sudah bagus.	✓					interjection	✓	
9	Ear itu apa?	✓					talking about a particular topic	✓	
9	Ask for money <i>ya</i> .					✓	interjection	✓	

9	<i>Bagaimana sudah benar, may I get some money.</i>					✓	talking about a particular topic	✓	
9	Please concentrate <i>ya tolong konsentrasi.</i>					✓	using repetition for clarification	✓	
9	Buy a new pair of shoes, <i>apa itu?</i>					✓	talking about a particular topic	✓	
9	May I buy a new pair of shoes <i>katanya, udah bener apa belum?</i>					✓	quoting somebody else	✓	
1	Now let's continue. <i>Mangsa baru lagi.</i>					✓	interjection	✓	
1	Please listen, <i>tolong simak.</i>					✓	using repetition for clarification	✓	
1	Nose apa itu nose?	✓					talking about a particular topic	✓	
1	Borrow a pen, <i>apa itu?</i>					✓	talking about a particular topic	✓	
1	Can I borrow a pen, <i>sudah benar apa belum?</i>					✓	talking about a particular topic	✓	

1	Shoulder bahu hand tangan chest dada	✓						using repetition for clarification	✓	
1	So now all of you please listen <i>dengarkan baik – baik</i>						✓	using repetition for clarification	✓	
1	Ask for drink, <i>apa itu?</i>						✓	talking about a particular topic	✓	
1	May I have some drink, <i>sudah benar apa belum?</i>						✓	talking about a particular topic	✓	
1	<i>Oke dua lagi</i> so listen.						✓	talking about a particular topic	✓	
1	Chest yang mana?	✓						talking about a particular topic	✓	
1	Go to restroom apa?	✓						interjection	✓	
1	May go to restroom. <i>Kira kira Bapak rasa ada yang kurang apa itu?</i>						✓	intending to clarify the speech content	✓	
1	One lotre left. <i>Sisa satu lagi sebelum kita lanjut.</i>						✓	intending to clarify the speech content	✓	

1	Come to join the group work, <i>apa artinya?</i>					✓	talking about a particular topic	✓	
1	Could I come to join the group work <i>katanya, benar?</i>					✓	quoting somebody else	✓	
1	<i>Sudah senang?</i> Are you happy?				✓		using repetition for clarification	✓	
1	Sudah cukup ya main gamenya .	✓					interjection	✓	
1	So now please open your material <i>ya</i> .				✓		interjection	✓	
1	So, there is a conversation, there is a dialogue <i>ya</i> .				✓		interjection	✓	
1	Now I would like to ask about four students <i>ya</i> .				✓		interjection	✓	
1	<i>Hanya empat orang siswa saja</i> read this dialogue.					✓	intending to clarify the speech content	✓	
1	Jadi bapak minta empat orang siswa giliran <i>ya</i> dua dua untuk membacakan dialog ini.			✓			talking about a particular topic	✓	
1	Kemudian for the first I would like to give you the task.	✓					intending to clarify the speech content	✓	
1	Wait wait tunggu dulu biar semuanya siap.	✓					using repetition for	✓	

								clarification		
1	Masih agak kecil ya suaranya, jadi silahkan <i>speak louder</i> , keraskan suaranya.						✓	using repetition for clarification	✓	
1	Oke now I would like to ask two students, two more students, <i>siapa mau?</i>						✓	talking about a particular topic	✓	
1	Speak louder <i>ya</i> .				✓			interjection	✓	
1	Now let's discuss this dialogue <i>ya</i> .				✓			interjection	✓	
1	Jadi sekarang mari kita bahas dulu sebentar dialog ini <i>ya</i> .			✓				talking about a particular topic	✓	
1	<i>Jadi disana</i> who are in the dialogue?						✓	talking about a particular topic	✓	
1	Can I borrow it? <i>Bolehkah saya meminjamnya.</i>					✓		using repetition for clarification	✓	
1	Jadi dia menggunakan ungkapan can .	✓						talking about a particular topic	✓	
1	Why ada yang tau kenapa?	✓						using repetition for clarification	✓	

1	Nah <i>of course you can</i> ini termasuk ungkapan apa?						✓	talking about a particular topic	✓	
1	Jadi <i>don't worry</i> disini juga termasuk ungkapan memberikan ijin ya yaitu sama seperti no problem.						✓	talking about a particular topic	✓	
1	<i>Don't worry no problem</i> itu mereka bersinonim, sama artinya bukan masalah.						✓	using repetition for clarification	✓	
1	Jadi sebelum kita akhiri ya pembelajaran ini, jadi karena jamnya sudah selesai <i>but I would like to discuss again</i> , jadi bapak ingin mengulang lagi.						✓	using repetition for clarification	✓	
1	So, what have we discuss in today's class? <i>Apa yang sudah kita bahasa hari ini?</i>					✓	using repetition for clarification	✓		
1	Tentang expression of asking for permission <i>atau ungkapan meminta izin.</i>						✓	using repetition for clarification	✓	
1	Yang pertama ada <i>asking for permission</i> , meminta izin.						✓	using repetition for clarification	✓	
1	Giving permission <i>atau memberikan izin.</i>						✓	using repetition for clarification	✓	
1	Refusing to give permission <i>atau menolak memberi izin.</i>						✓	using repetition for clarification	✓	

1	May , yang ditengah ada?	✓						talking about a particular topic	✓	
1	Could , ketiga terakhir paling bawah ada?	✓						talking about a particular topic	✓	
1	Nah may disini digunakan di situasi yang bagaimana?	✓						talking about a particular topic	✓	
1	Could disini digunakan pada siapa?	✓						talking about a particular topic	✓	
1	Situasinya bagaimana kalau could ?	✓						talking about a particular topic	✓	
1	Can , digunakan untuk ke siapa?	✓						talking about a particular topic	✓	
1	Nah can disini biasanya digunakan di situasi apa?	✓						talking about a particular topic	✓	
1	Nah watch you attitude jaga <i>sikap ya</i> .					✓		using repetition for clarification	✓	
1	So, I will give you a homework <i>ya</i>				✓			interjection	✓	

1	Jadi silahkan buka materi setelah dialog ini, please open the next page so there are four questions that you have to answer based on the dialogue.					✓	using repetition for clarification	✓	
1	Apa saja soalnya cobak <i>please read the first question</i> , tolong bacakan nomor satu apa?					✓	using repetition for clarification	✓	
1	What is juan meaning about? <i>Bagaimana kalian menjawabnya?</i>				✓		talking about a particular topic	✓	
1	<i>Nah untuk menjawab ini</i> please write you own expression of asking for permission.					✓	talking about a particular topic	✓	
1	Before I close this class, is there any question about the material or about the homework? <i>Ada pertanyaan dulu tentang materinya atau tugas kalian?</i>					✓	using repetition for clarification	✓	
1	Sudah so far so good.	✓					interjection	✓	
1	So, because we start this lesson by praying <i>sekarang kita tutup juga dengan berdoa.</i>					✓	using repetition for clarification	✓	
1	Oke captain of the class please lead the pray, <i>tolong pimpin doanya.</i>					✓	using repetition for clarification	✓	
1	Jadi bapak ucapkan terima kasih kepada kalian yang sudah berpartisipasi, sampai berjumpa di					✓	interjection	✓	

	<i>pertemuan selanjutnya ya. Good bye everyone.</i>									
	TOTAL	39	1	8	16	23	73			

Expert 1



Prof. Dr. I Nyoman Adi Jaya Putra, M.A


NIP. 196203191987031001

Expert 2



Dewa Ayu Eka Agustini, S.Pd., M.S.

NIP 198108142009122002



Appendix 3. Interview Guide for Pre-Service Teachers

Expert Judges : Prof. Dr. I Nyoman Adi Jaya Putra, M.A

Dewa Ayu Eka Agustini, S.Pd., M.S.

Institution : Universitas Pendidikan Ganesha

This interview guide is filled by the expert judges. Give checklist mark (√) in the scoring column (Relevant / Irrelevant).

No	Interview Guide for Pre-service Teachers	Relevant	Irrelevant
1.	Do you combine languages in the classroom when teaching English?	√	
2.	Do you switch languages in the middle of a class when teaching English?	√	
3.	In your opinion, which is more effective in the teaching process: speaking simply in English or mixing and switching with other languages?	√	
4.	When using English as a means of communication, students do not have sufficient knowledge of the language, so you employ code switching or code mixing to use other languages. Talking about a particular topic, quoting somebody else, being emphatic about something, interjection, using repetition for clarification, intending to clarify the	√	

	<p>speech content for the interlocutor, expressing group identity.</p> <p>Which of the seven justifications do you use for code switching and code mixing?</p>		
5.	<p>Do you think code mixing and code switching are beneficial in the learning process?</p>	✓	

Expert 1



Prof. Dr. I Nyoman Adi Jaya Putra, M.A


NIP. 196203191987031001

Expert 2



Dewa Ayu Eka Agustini, S.Pd., M.S.

NIP 198108142009122002



Appendix 4. The Result of Interview

Interviewee : Pre-service teacher 1

Questions	Answers
Number 1	Yes, Balinese language, Indonesia, and English
Number 2	Yes, Balinese language, Indonesia, and English
Number 3	Mixing and switching with other languages is more effective
Number 4	Talking about particular topic, quoting somebody else, being emphatic about something, interjections, using repetition for clarification, intending to clarify the speech content for the interlocutor, expressing group identity
Number 5	Yes, sure. It is beneficial when teaching

Interviewee : Pre-service teacher 2

Questions	Answers
Number 1	Yes, Indonesia Language
Number 2	Yes, Indonesian language
Number 3	I think speaking English in code mixing and code switching.
Number 4	Talking about a particular topic, interjections, using repetition for clarification, intending to clarify the speech content for the interlocutor
Number 5	In my opinion yes, because not all of students really understand about what is being talked, if we as a teacher only using full English in the classroom

Interviewee : Pre-service teacher 3

Questions	Answers
Number 1	Yes, English and Indonesia
Number 2	Yes, English and Indonesia
Number 3	Mixing and switching with other languages
Number 4	Talking about a particular topic, interjections, using repetition for clarification, intending to clarify the speech content for the interlocutor
Number 5	Yes, I do. Because if the students do not understand the language that we use so we can use their mother tongue to give them more explanation about the material.

Interviewee : Pre-service teacher 4

Questions	Answers
Number 1	Yes, English and Indonesian
Number 2	Yes, English and Indonesian
Number 3	In my opinion, speaking simply in English or mixing and switching with other languages is effective in the learning process because they are all useful teaching tools in EFL classrooms to facilitate teaching and learning. In bilingual communities all over the world, where two or more languages co-exist, speakers frequently switch from one language to another in order to meet communication needs.
Number 4	Talking about particular topic, quoting somebody else, Interjections,

	using repetition for clarification, intending to clarify the speech content for the interlocutor.
Number 5	Yes, because they are useful teaching tools in EFL classrooms to facilitate teaching and learning.


Interviewee : Pre-service teacher 5

Questions	Answers
Number 1	Yes, Indonesian and English
Number 2	Yes, Indonesian
Number 3	Mixing and switching with other languages
Number 4	Talking about particular topic, Interjections, using repetition for clarification, intending to clarify the speech content for the interlocutor.
Number 5	Of course, it's given benefits in the learning process, because it can give easier understanding for studenta about the learning material from the teacher.

Interviewee : Pre-service teacher 6

Questions	Answers
Number 1	Yes, English and Bahasa Indonesia
Number 2	Yes, English and Bahasa Indonesia
Number 3	mixing and switching because we can mix and switch some words, phrases or sentences by using two different languages especially when the learners are still unfamiliar with certain word. but

	translating is more effective because students will understand easily.
Number 4	Talking about a particular topic, using repetition for clarification, intending to clarify the speech content for the interlocutor
Number 5	Yes, I do. because in mixing and switching language when teaching will help students to understand about specific meaning of communication. such as when we explain about something in detail, we can mix our language when we think that the students unfamiliar with some words.



RIWAYAT HIDUP



Ni Made Nurmayang Sari lahir di Nusa Penida pada Agustus 1999. Penulis lahir dari pasangan suami istri Bapak I Wayan Lagi dan Ibu Ni Ketut Nursi. Penulis berkebangsaan Indonesia dan beragama Hindu. Kini penulis beralamat di Jalan Ampel-Karang, Dusun Ampel, Desa Pejukutan, Kecamatan Nusa Penida, Kabupaten Klungkung, Provinsi Bali. Penulis menyelesaikan pendidikan dasar di SD Negeri 7 Suana dan lulus pada tahun 2012. Kemudian penulis melanjutkan di SMP Negeri Satu Atap Pejukutan dan lulus pada tahun 2015.

Pada tahun 2018, penulis lulus dari SMA Negeri 1 Nusa Penida jurusan Matematika IPA dan melanjutkan ke Strata I Jurusan Pendidikan Bahasa Inggris di Universitas Pendidikan Ganesha. Pada semester awal tahun 2023 penulis telah menyelesaikan Tugas Akhir yang berjudul “An Analisis of Code-mixing and Code-switching Used by Pre-service Teachers in Online English Teaching”. Selanjutnya, mulai tahun 2013 sampai dengan penulisan skripsi ini, penulis masih terdaftar sebagai mahasiswa Program S1 Pendidikan Bahasa Inggris di Universitas Pendidikan Ganesha.

