

Appendix 1. Research Permission Letter



KEMENTERIAN PENDIDIKAN, KEBUDAYAAN, RISET DAN TEKNOLOGI
UNIVERSITAS PENDIDIKAN GANESHA
FAKULTAS BAHASA DAN SENI
 Jalan A.Yani No. 67 Singaraja Bali Kode Pos 81116
 Telepon (0362) 21541 Fax. (0362) 27561
 Laman: fbs.undiksha.ac.id

Nomor : 1265/UN48.7.1/DT/2023

2 Mei 2023

Perihal : **Permohonan Izin Penelitian**

Yth. Kepala SMP Negeri 3 Singaraja
 di Buleleng

Dalam rangka pengumpulan data untuk menyelesaikan Skripsi/Tugas Akhir, dengan hormat kami mohon agar Bapak/Ibu mengizinkan mahasiswa di bawah ini:

Nama	: Kadek Martha Sindu Wedarta
NIM	: 1912021205
Jurusan	: Bahasa Asing
Program Studi	: Pendidikan Bahasa Inggris
Jenjang	: S1
Tahun Akademik	: 2022/2023
Judul	: The Effect of Mind Mapping Technique to Improve Student Writing Competency of The Eighth Grade Students at SMP Negeri 3 Singaraja.

untuk mencari data yang diperlukan pada institusi yang Bapak/Ibu pimpin. Atas perhatian dan bantuan Bapak/Ibu, kami ucapkan terima kasih.

a.n. Dekan,
 Wakil Dekan I,



Dr. Dewa Putu Ramendra, S.Pd., M.Pd.
 NIP. 197609022000031001

Tembusan:

1. Dekan FBS Undiksha Singaraja
2. Kaprodi. Bahasa Asing
3. Sub Bagian Pendidikan FBS



Appendix 2. Blue Print of Writing Competency Test

Skill: Writing

Time Allotment: 40 minutes

Learning Objectives	Material	Assessment Indicators	Types of question	Question number
<p>1. Students are able to make a text recount that matches the characteristics of the recount text.</p> <p>2. Compile recount texts about past events, taking into consider social functions, structure of text, and language features properly according to its context.</p>	<p>Recount text</p>	<p>1. Providing a theme with a personal experience, students can create a text recount that matches a given theme based on the generic structure of the text recount.</p>	<p>Essay</p>	<p>1</p>

Appendix 3. Lesson Plan

Teaching Scenario

School : SMP Negeri 3 Singaraja

Subject : English

Class/Semester : VIII B/2

Time Allotment : 2 x 40 minutes

Topic : Recount Text

Meeting : 1st Meeting

A. Learning Objectives

1. Students are able to make a text recount that matches the characteristics of the recount text.
2. Compile recount texts about past events, taking into consider social functions, structure of text, and language features properly according to its context.

B. Indicator

1. Writing a short recount text based on the topic given
2. Writing a short recount text with logical organization to meet the criteria of good paragraph
3. Writing a short recount text with good grammar.
4. Writing a short recount text with various vocabularies that are appropriate with the context of the sentences.
5. Writing a short recount text with effective use of mechanic.

C. Learning Achievement

1. Students are able to compose a recount text using the topic given to them.
2. Students can organize a brief recount text logically to organize the requirements of a good paragraph.
3. Students can produce a brief recount text with proper grammar.
4. Students can use a variety of vocabularies that are appropriate for the context of the sentences to write a brief recount text.
5. Students can use effective mechanics to write a brief recount text.

D. Learning Material

Recount texts are one type of text in English learning to retell past experiences or events. The goal of this text is to inform and amuse readers.

E. Learning Activities

1st Meeting

Steps	Activities		Time Allotment
	Teacher	Students	
Pre-Activity	<ul style="list-style-type: none"> • Greeting to the students • Checking Students' attendance. • Giving brief explanation about what the teacher going to do. • Asking the students several leading question, such as: <ul style="list-style-type: none"> - Have you had experience in writing something? - What kind of text do you write? - Did you enjoy the activity? - Do you like writing? • Announcing the topic of the day. 	<ul style="list-style-type: none"> • Responding to the teacher's greeting. • Responding to the teacher's question • Paying attention to the teacher • Responding to the teacher's question • Paying attention to the teacher's explanation 	5 minutes
Whilst Activity	<p>Exploration</p> <ul style="list-style-type: none"> • Give some kind of text recount to students and ask them to observe it. • Asking them to identify the detail of the text (general information, the structure of the text, 	<p>Exploration</p> <ul style="list-style-type: none"> • Paying attention to the text and observing it. • Identify the detail of the text (general information, the structure of the text, characteristic, etc.) 	

	<p>characteristic, etc.)</p> <ul style="list-style-type: none"> • Giving an example of a recount text with the topic about the "Bali holiday experience." • Ask the students what they know about the text. • Giving explanation and also some material related to recount text (language feature used). <p>Elaboration</p> <ul style="list-style-type: none"> • Giving the example of mind map on the board. • Giving explanation about mind map and how to make it. <p>Confirmation</p> <ul style="list-style-type: none"> • Asking the students, whether or not they have question or comment. • Giving feedback to the students' question or comment. 	<ul style="list-style-type: none"> • Paying attention to text given. • Answering the teacher's questions. • Paying attention to the teacher's explanation. <p>Elaboration</p> <ul style="list-style-type: none"> • Paying attention to the example given • Paying attention to the teacher. <p>Confirmation</p> <ul style="list-style-type: none"> • Giving question or comment. • Paying attention to the teacher 	
Post-Activity	<ul style="list-style-type: none"> • Asking the students to bring some preparation needed in making mind map for the next meeting. • Asking the students to state 	<ul style="list-style-type: none"> • Paying attention to the teacher's instruction. • Concluding the material by stating what 	

	what they have learnt. <ul style="list-style-type: none"> • Saying goodbye. 	they have learnt. <ul style="list-style-type: none"> • Saying goodbye. 	
--	--	---	--

F. Teaching Material

1. Definition and Social Function

recount text is one that tells the reader of an event in the past, action, or activity. Telling events to the reader in an effort to inform or amuse them is the social function of recount text. Telling past events or experiences is the purpose of the text

2. Generic Structure

1) Orientation

This section is the opening part of the text or introduction that contains the background of an incident, such as who was involved, or when and where there the incident occurred.

2) Events

This section is part of the content of the text that contains a series of sequential events experienced by the author.

3) Reorientation

This section is the closing of the text which contains conclusions, messages, impressions, or feelings of the author on the events experienced.

3. Language Feature

- Using Simple Past Tense

We have to use a tense that serves to express events that happened in the past that is Simple Past Tense.

Pola kalimat Simple Past Tense:

- 1 **Subject + Verb 2**
Contoh: I ran.
- 2 **Subject + be + Complement**
Contoh: It was hard.

I He She It Singular subject	was	Noun (Kata benda)
You They We Plural subject	were	Adjective (Kata sifat)
		Adverb (Kata keterangan)

- Adverb of Time and Adverb of Sequence

Adverb of Time

(Keterangan Waktu)

Gunakan *adverb of time* untuk menunjukkan masa lalu.

Contoh:

- * Yesterday
- ☆ Last week
- * Last month
- ☆ An hour ago
- * A year ago

Adverb of Sequence

(Keterangan Urutan)

Gunakan *adverb of sequence* untuk menunjukkan urutan terjadinya kejadian.

Contoh:

- ♥ First
- ♥ Then
- ♥ After that
- ♥ At last
- ♥ Finally

- Conjunctions and chronological connectors

Conjunctions are words that link other words, phrases, or clauses together.

4. Types Recount Text

1. Personal Recount

This type of text is used to retell an event experienced by one person. This paper will tell in detail what was done and what events were experienced.

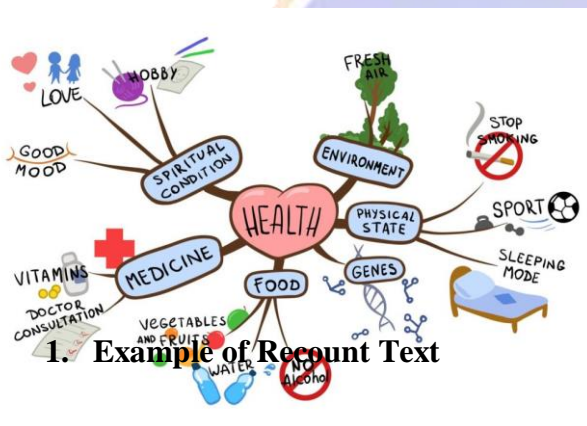
2. Factual Recount

This type of recount text also tells about events or events in the past. The events narrated were experienced by other people. Even so, it is certain that this event actually happened.

3. Imaginative Recount

This type of text tells of an event in the past that didn't actually happen or was just an imagination. This type of text is also written in a coherent way, but there is no emphasis on who the actors or characters are in the story.

5. Example of Mind Mapping



1. Example of Recount Text

Stopped by the Rain

Yesterday was one of my worst days at school. I was late not because I woke up late. I was late because I was stopped by the rain on my way to school.

It was 6.30 in the morning when I was ready to go to school. I looked up at the sky and the weather seemed fine. Seeing that the sky was quite bright, I walked down the street casually. However, the nice weather did not last long. 5 minutes later the sky turned gray. Soon after heavy rain started to fall. I only had two choices which were similarly difficult; whether looking for a shelter or starting running. Eventually, I decided to run but I did not make it on time. In the end, I had to stay outside of the school gate in wet and dirty clothes. So were my bags, books, and shoes.

After one hour waiting outside the gate due to being late, finally I was allowed into class. It was one of the worst days ever that I would not repeat anymore.

Teaching Scenario

School : SMP Negeri 3 Singaraja

Subject : English

Class/Semester : VIII B/2

Time Allotment : 2 x 40 minutes

Topic : Recount Text

Meeting : 2nd Meeting

Steps	Activities		Time Allotment
	Teacher	Students	
Pre-Activitiy	<ul style="list-style-type: none"> • Greeting to the students • Checking Students' attendance. • Reviewing the students' understanding about the recount text by asking some question related to that text type 	<ul style="list-style-type: none"> • Responding to the greeting. • Responding to the question • Answering the question. 	5 minutes
Whilst Activity	<p>Exploration</p> <ul style="list-style-type: none"> • Give a personal recount text to students and ask them to observe it. • Asking them to identify the detail of the text (definition, social funcion, etc.) 	<p>Exploration</p> <ul style="list-style-type: none"> • Paying attention to the text and observing it. • Identify the detail of the text (general information, the structure of the text, characteristic, etc.) 	

	<p>Elaboration</p> <ul style="list-style-type: none"> • Asking the students to make group that of 4 students. • Asking the students to prepare a sheet of paper, coloring pen, and ruler, to make a recount text • Providing the theme for the students (personal recount) • Asking the students to make note related to the topic. • Asking to the students to develop their notes by organizing the mind map into linear format. • Asking the students to write their recount text based on mind map. <p>Confirmation</p> <ul style="list-style-type: none"> • Giving feedback toward students' activities • Asking the student to submit their writing. 	<p>Elaboration</p> <ul style="list-style-type: none"> • Making Group • Preparing sheet of paper, coloring pen and ruler. • Paying attention to the teacher. • Making notes related to the topic. • Developing their note by organizing the mind map into linear format. • Writing descriptive paragraph based on the mind map. <p>Confirmation</p> <ul style="list-style-type: none"> • Receiving feedback from the teacher. • Submitting their writing to the teacher. 	
Post-	<ul style="list-style-type: none"> • Asking the 	<ul style="list-style-type: none"> • Responding to 	

Activity	students whether they have question or not. <ul style="list-style-type: none"> • Saying goodbye. 	the teacher's question. <ul style="list-style-type: none"> • Saying goodbye. 	
----------	---	---	--

G. Teaching Material

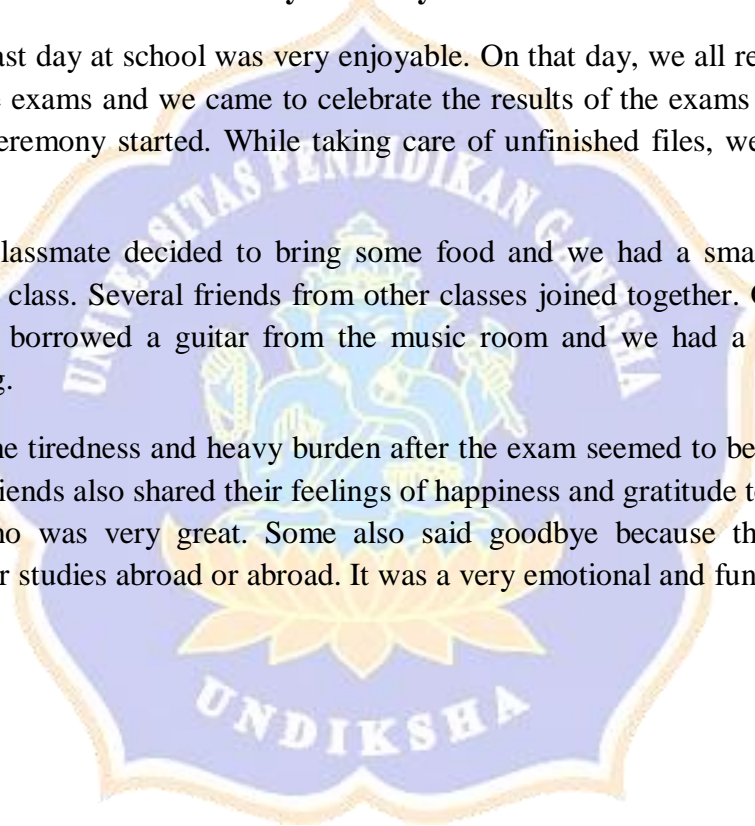
1. Examples of Recount Text

My Last Day at School

My last day at school was very enjoyable. On that day, we all received the results of the exams and we came to celebrate the results of the exams before the graduation ceremony started. While taking care of unfinished files, we also play together.

My classmate decided to bring some food and we had a small farewell party for our class. Several friends from other classes joined together. One of my friends even borrowed a guitar from the music room and we had a lot of fun singing along.

All the tiredness and heavy burden after the exam seemed to be lifted that day. Some friends also shared their feelings of happiness and gratitude to our class president who was very great. Some also said goodbye because they had to continue their studies abroad or abroad. It was a very emotional and fun day at the same time.



Teaching Scenario

School : SMP Negeri 3 Singaraja

Subject : English

Class/Semester : VIII B/2

Time Allotment : 2 x 40 minutes

Topic : Recount Text

Meeting : 3rd Meeting

Steps	Activities		Time Allotment
	Teacher	Students	
Pre-Activity	<ul style="list-style-type: none"> Greeting to the students Checking Students' attendance. Reviewing the students' understanding about the recount text by asking some question related to that text type 	<ul style="list-style-type: none"> Responding to the greeting. Responding to the question Answering the question. 	5 minutes
Whilst Activity	<p>Exploration</p> <ul style="list-style-type: none"> Give a personal recount text to students and ask them to observe it. Asking them to identify the detail of the text (definition, social function, etc.) <p>Elaboration</p> <ul style="list-style-type: none"> Giving an example of how to compile mind mapping 	<p>Exploration</p> <ul style="list-style-type: none"> Paying attention to the text and observing it. Identify the detail of the text (general information, the structure of the text, characteristic, etc.) <p>Elaboration</p> <ul style="list-style-type: none"> Students pay attention to the teacher's explanation 	

	<p>Recount Text.</p> <ul style="list-style-type: none"> • Guiding students to connect topic sentences with supporting ideas so that they can be understood by organizing their ideas into mind mapping. • Giving an example of pouring mind mapping into a draft text. • Asking the students to prepare a sheet of paper, coloring pen, and ruler, to make a recount text • Asking the students to make note related to the topic. • Asking to the students to develop their notes by organizing the mind map into linear format. • Asking the students to write their recount text based on mind map. <p>Confirmation</p> <ul style="list-style-type: none"> • Giving feedback toward students' 	<ul style="list-style-type: none"> • Paying attention to the teacher. • Students pay attention to the teacher's explanation • Preparing sheet of paper, coloring pen and ruler. • Making notes related to the topic. • Developing their note by organizing the mind map into linear format. • Writing descriptive paragraph based on the mind map. <p>Confirmation</p> <ul style="list-style-type: none"> • Receiving feedback from the teacher. • Submitting their writing to the teacher. 	
--	--	--	--

	<p>activities</p> <ul style="list-style-type: none"> Asking the student to submit their writing. 		
Post-Activity	<ul style="list-style-type: none"> Asking the students whether they have question or not. Saying goodbye. 	<ul style="list-style-type: none"> Responding to the teacher's question. Saying goodbye. 	

F. Teaching Material

1. Student Worksheets

Direction!

1. In Group, look at the following mind mapping then write your own idea!



2. Read the sample of the Recount text bellow, and then write your own text based on the mind mapping!

Being A Star

Orientation Who, Where, and When	Last night, I was listening to music until I fell asleep. I put my earphone and played my favourite songs. Then, things happened.
Events Detail kejadiannya	Not long after that, I could hear the crowd screaming out my name. I saw many sparkling lights around me and I found myself standing on the huge stage and holding a microphone. I was a little bit shocked yet I started singing my favourite song. My hips were swinging and my hands started clapping. The crowd joined me singing the song together. Feeling so great, I was dancing until I heard a lady screamed, "Wake up, sleepy-head!"
Re-orientation Ending dan perasaan penulis/tokoh	I got up in shocked and I found my Mom was ready to pull me out of my bed. At that time, finally I realized that I was being a STAR in my own dream-world.

Scoring Rubric of Writing

No	Aspects	Weight	Score	Description
1.	Content	5	5	<ul style="list-style-type: none"> • The topic is relevant to the assignment • State the main idea clearly • Show appropriate generic structure (orientation, event, and reorientation)
			4	<ul style="list-style-type: none"> • The topic is general to support the main idea. • State the main idea clearly • Show appropriate generic structure (orientation, event, and reorientation)
			3	<ul style="list-style-type: none"> • The topic is most relevant to the assignment. • State the main idea clearly. • Show appropriate generic structure.
			2	<ul style="list-style-type: none"> • Topic mostly irrelevant to the assignment • The text expressed the main idea unclearly • Show appropriate generic structure (orientation, event, and

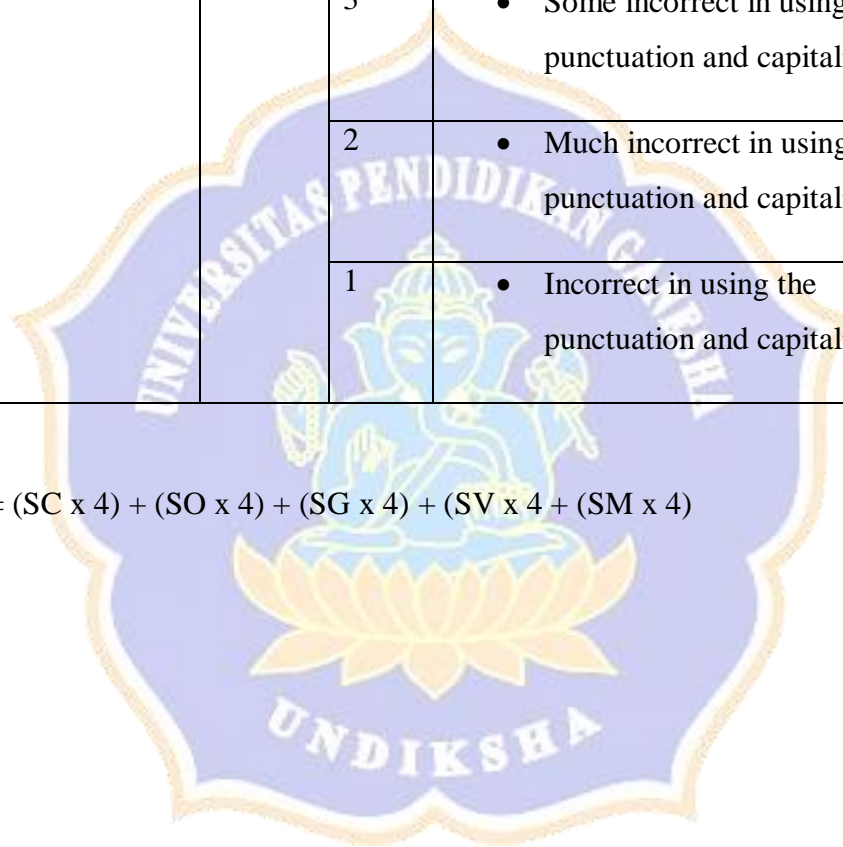
				reorientation)
			1	<ul style="list-style-type: none"> • The topic is irrelevant to the assignment. • The text expressed the main idea unclearly. • Show inappropriate generic structure
2.	Organization	5	5	<ul style="list-style-type: none"> • All sentences are logically connected • All sentences support one mind idea.
			4	<ul style="list-style-type: none"> • All sentences were logically connected • Some sentences support one mind's idea
			3	<ul style="list-style-type: none"> • All sentences were logically connected • Few sentences support one mind idea
			2	<ul style="list-style-type: none"> • Many sentences were not logically connected • Many sentences do not support one mind's idea
			1	<ul style="list-style-type: none"> • All sentences were not logically connected

				<ul style="list-style-type: none"> All sentences do not support one mind idea
3	Grammatical	3	5	<ul style="list-style-type: none"> Suitable and correct tense pattern Suitable and correct sentences structure
			4	<ul style="list-style-type: none"> Suitable and correct tense pattern Little incorrect sentences structure
			3	<ul style="list-style-type: none"> A few of the sentences pattern was incorrect but do not influence the understanding of the sentences. A few of the structures of the sentences were incorrect but do not influence the understanding of the sentences.
			2	<ul style="list-style-type: none"> Many of the tense patterns are unsuitable and incorrect Many of the structures of the sentences were not unsuitable and incorrect
			1	<ul style="list-style-type: none"> Unsuitable and incorrect tense pattern Unsuitable and incorrect

				sentence structure
4.	Vocabulary	3	5	<ul style="list-style-type: none"> • Use appropriate and understandable vocabulary • Use the correct forms of the word • Use various vocabulary
			4	<ul style="list-style-type: none"> • Use appropriate and understandable vocabulary • Use the correct forms of the word • Lack various vocabulary
			3	<ul style="list-style-type: none"> • Use inappropriate and understandable vocabulary • A few of the word forms were incorrect • Lack various vocabulary
			2	<ul style="list-style-type: none"> • Many vocabularies were not appropriate and understandable • Many of the word forms were incorrect • Lack of vocabulary variation
			1	<ul style="list-style-type: none"> • All of the vocabulary used were inappropriate and understandable

				<ul style="list-style-type: none"> • Use incorrect forms of the word • Lack of vocabulary variation
5.	Mechanic	3	5	<ul style="list-style-type: none"> • Correct in using the punctuation and capitalization
			4	<ul style="list-style-type: none"> • Few correct in using the punctuation and capitalization
			3	<ul style="list-style-type: none"> • Some incorrect in using the punctuation and capitalization
			2	<ul style="list-style-type: none"> • Much incorrect in using the punctuation and capitalization
			1	<ul style="list-style-type: none"> • Incorrect in using the punctuation and capitalization

$$\text{Score} = (\text{SC} \times 4) + (\text{SO} \times 4) + (\text{SG} \times 4) + (\text{SV} \times 4) + (\text{SM} \times 4)$$



Appendix 4. Try-Out Test

Try-Out Test

Time Allotment: 2x40 minutes

1. Write a recount text based on the theme below.

Theme: **Fun holiday experience**

Create three paragraphs of the recount text based on the topic

You have 80 minutes to finish your paragraph.

Before your start writing, please consider the following aspects of your writing:

1. Content and Development

Make sure your writing content matches the topic you choose and develop the idea well based on the generic structure of the recount text. (Pastikan konten tulisan sesuai dengan topik yang di pilih dan kembangkan ide dengan baik berdasarkan struktur generik recount teks.)

2. Organization

Make sure that all sentences logically connect one to another and support the main idea. (Pastikan bahwa semua kalimat secara logis menghubungkan satu sama lain dan mendukung ide utama.)

3. Grammar

Make sure that you use the correct grammar in your writing. (Pastikan menggunakan tata bahasa yang benar dalam tulisan.)

4. Vocabulary

You have to use various vocabularies appropriate to your paragraph's context. (Gunakanlah berbagai kosakata yang sesuai dengan konteks paragraf)

5. Mechanic

You have to pay attention to the use of capitalization and punctuation.
(Perhatikanlah penggunaan kapitalisasi dan tanda baca).



Appendix 5. Student's Name of Try-Out Test

NO	NAME	SEX
1	DINDA KIARA TITIAN SARI	P
2	EHUD PSHA ADMAJA ANDRIJAN	L
3	FREDERICK YUSUF MARSHALL	L
4	GEDE ADITY ARPA	L
5	GEDE BAYU SAKA HARDIARTANA	L
6	I GUSTI NGURAH KUSUMA ARTHA	L
7	I KADEK RADEA KUSUMA KORRY	L
8	I MADE DAMAR PARAMANANDA	L
9	K. YOSA DINATA PRASETYA	L
10	KADEK DEMIAN PRETTY SINTA	L
11	KADEK DIAH RATNA PRADNYADEWI	P
12	KETUT DEVA DHARMA TANAYA	P
13	KOMANG DIAH WIDIARINI	P
14	KOMANG GITA PRAJNYANI	P
15	KOMANG KRISNA PUTRA ADINATA	L
16	KOMANG PUTRA SEDANA ARTHA	L
17	KOMANG SASMITA WAHYU TRI UTAMI	P
18	LUH ARISTA JULIANTI	P
19	LUH AYU SINTA PRISHAYANTI	P
20	LUH KRISTINA SERLIYANTI	P
21	MADE AYU RADHA DWI PRADNYANI	P
22	MADE DWIPAYANA ADE SAPUTRA	L
23	MADE WAHYU SUADNYANA	L
24	NAZLIA SHAF A ADICANDRA	P
25	NI MADE DIAN PRADNYANI	P
26	NYOMAN TIARA OKTAVIA WIRYANTINI	P
27	PUTU ANANTA WIJAYA	L
28	PUTU DIAH SAWITRI SANTHI MURTI	P
29	PUTU HARAYA CAHYA SHEFI	P
30	PUTU REVAN CHRISTIAN NANDA	L
31	THESSA AMANDA PUTRI	P
32	KOMANG ADITYATRI PERMANA	L

Appendix 6. Student's Summative Score

No	VIII B
1	74
2	77
3	75
4	91
5	72
6	81
7	85
8	81
9	82
10	90
11	97
12	72
13	88
14	86
15	81
16	83
17	70
18	77
19	73
20	77
21	73
22	89
23	78

24	82
25	72
26	78
27	72
28	75
29	88
30	74
31	73
32	82



Appendix 7. Student's Name of Experimental Group

NO	NAME	SEX
1	CARLIN CWANTIKA PO	P
2	DESAK KETUT SUDIANTARI	P
3	GEDE EVAN ANANTAWIJAYA	L
4	GEDE RADETYA DHARMA WIBAWA	L
5	GEDE WIDIASA	L
6	I KADEK DWI ARYAWAN	L
7	I PUTU ANGGA WIRANATHA	L
8	KADEK CINTYA SARI WIJANINGRUM	P
9	KADEK DHARMAYASA	L
10	KADEK DWI ARSANA	L
11	KADEK KYANA PUTRI SUMAWAN	P
12	KADEK TWINO REGAYASA	L
13	KADEK WINA CLARISSA LIENATA PUTRI	P
14	KETUT ANGGA NESA WIDIANA	L
15	KOMANG AGNIE LIAN ARIESTANTI	P
16	KOMANG ALIT SUKADANA KARANG	L
17	KOMANG CITRA ADNYANA	P
18	LUH PUTU DESI SWARIASIH	P
19	MADE MANANDIKA SABDYASAHNA P	L
20	MUHAMMAD KELVIN MAULANA WIRABAKTI	L
21	NI LUH QUEENSA DEVITA OKTARIANI	P
22	NI NYOMAN DIAS SURYANINGTYAS	P
23	NYOMAN MAYLINA DEWI	P

24	PIKA ARIANI LUH	P
25	PUTU DIKA PRATAMA PUTRA	L
26	PUTU FEBRI MULIYANI	P
27	RAHMA SAFIRA	P
28	RIFKY APRILIYANO PUTRA ANTIKA	L
29	RISMA OLVINA	P
30	SHOFIN IRINA VIRGINIA	P
31	KADEK VITA DAMAYANTI	P
32	LIHANDI SETIAWAN	L



Appendix 8. Pretest

WRITING COMPETENCY TEST (Pre-Test)

Time Allotment: 2x40 minutes

1. Write a recount text based on the theme below.

Theme: **Fun holiday experience**

Create three paragraphs of the recount text based on the topic

You have 80 minutes to finish your paragraph.

Before your start writing, please consider the following aspects of your writing:

1. Content and Development

Make sure your writing content matches the topic you choose and develop the idea well based on the generic structure of the recount text. (Pastikan konten tulisan sesuai dengan topik yang di pilih dan kembangkan ide dengan baik berdasarkan struktur generik recount teks.)

2. Organization

Make sure that all sentences logically connect one to another and support the main idea. (Pastikan bahwa semua kalimat secara logis menghubungkan satu sama lain dan mendukung ide utama.)

3. Grammar

Make sure that you use the correct grammar in your writing. (Pastikan menggunakan tata bahasa yang benar dalam tulisan.)

4. Vocabulary

You have to use various vocabularies appropriate to your paragraph's context. (Gunakanlah berbagai kosakata yang sesuai dengan konteks paragraf)

5. Mechanic

You have to pay attention to the use of capitalization and punctuation. (Perhatikanlah penggunaan kapitalisasi dan tanda baca).

Appendix 9. Student's Writing Competency Pretest

PRETEST WRITING COMPETENCY

NO	NAME	SCORE
1	CARLIN CWANTIKA PO	56
2	DESAK KETUT SUDIANTARI	40
3	GEDE EVAN ANANTAWIJAYA	88
4	GEDE RADETYA DHARMA WIBAWA	44
5	GEDE WIDIASA	76
6	I KADEK DWI ARYAWAN	64
7	I PUTU ANGGA WIRANATHA	60
8	KADEK CINTYA SARI WIJANINGRUM	56
9	KADEK DHARMAYASA	56
10	KADEK DWI ARSANA	76
11	KADEK KYANA PUTRI SUMAWAN	64
12	KADEK TWINO REGAYASA	56
13	KADEK WINA CLARISSA LIENATA PUTRI	60
14	KETUT ANGGA NESA WIDIANA	80
15	KOMANG AGNIE LIAN ARIESTANTI	56
16	KOMANG ALIT SUKADANA KARANG	40
17	KOMANG CITRA ADNYANA	48
18	LUH PUTU DESI SWARIASIH	40
19	MADE MANANDIKA SABDYASAHNA P	40
20	MUHAMMAD KELVIN MAULANA WIRABAKTI	40
21	NI LUH QUEENSA DEVITA OKTARIANI	72
22	NI NYOMAN DIAS SURYANINGTYAS	40
23	NYOMAN MAYLINA DEWI	40
24	PIKA ARIANI LUH	40
25	PUTU DIKA PRATAMA PUTRA	40
26	PUTU FEBRI MULIYANI	68
27	RAHMA SAFIRA	60
28	RIFKY APRILIYANO PUTRA ANTIKA	52
29	RISMA OLVINA	52
30	SHOFIN IRINA VIRGINIA	44
31	KADEK VITA DAMAYANTI	44
32	LIHANDI SETIAWAN	24

Appendix 10. Post-Test

WRITING COMPETENCY TEST (Post-Test)

Time Allotment: 2x40 minutes

1. Write a recount text based on the theme below.

Theme: **Fun experience at school**

Create three paragraphs of the recount text based on the topic

Before you write a paragraph of recount text. Please make a mind mapping related to the topic, in making mind map, you can:

1. Make notes related to the topic, stated by looking for the relationship to the topic
2. Draw the concept quickly by using a coloring pen (optional)
3. Write down the keywords related to the topic.
4. Put the topic in the center of the keywords
5. Develop your notes by organizing the mind map into a linear format.
6. Write your recount text paragraph based on your mind map

You have 80 minutes to finish your paragraph.

Before your start writing, please consider the following aspects of your writing:

1. Content and Development

Make sure your writing content matches the topic you choose (Pastikan konten tulisan sesuai dengan topik yang di pilih)

2. Organization

Make sure that all sentences logically connect one to another and support the main idea. (Pastikan bahwa semua kalimat secara logis menghubungkan satu sama lain dan mendukung ide utama.)

3. Grammar

Make sure that you use the correct grammar in your writing. (Pastikan menggunakan tata bahasa yang benar dalam tulisan.)

4. Vocabulary

You have to use various vocabularies appropriate to your paragraph's context. (Gunakanlah menggunakan berbagai kosakata yang sesuai dengan konteks paragraf)

5. Mechanic

You have to pay attention to the use of capitalization and punctuation. (Perhatikanlah penggunaan kapitalisasi dan tanda baca).



Appendix 11. Student's Writing Competency Post-Test

POST TEST WRITING COMPETENCY

NO	NAME	SCORE
1	CARLIN CWANTIKA PO	44
2	DESAK KETUT SUDIANTARI	76
3	GEDE EVAN ANANTAWIJAYA	72
4	GEDE RADETYA DHARMA WIBAWA	68
5	GEDE WIDIASA	64
6	I KADEK DWI ARYAWAN	64
7	I PUTU ANGGA WIRANATHA	72
8	KADEK CINTYA SARI WIJANINGRUM	72
9	KADEK DHARMAYASA	64
10	KADEK DWI ARSANA	64
11	KADEK KYANA PUTRI SUMAWAN	64
12	KADEK TWINO REGAYASA	68
13	KADEK WINA CLARISSA LIENATA PUTRI	64
14	KETUT ANGGA NESA WIDIANA	76
15	KOMANG AGNIE LIAN ARIESTANTI	64
16	KOMANG ALIT SUKADANA KARANG	100
17	KOMANG CITRA ADNYANA	100
18	LUH PUTU DESI SWARIASIH	80
19	MADE MANANDIKA SABDYASAHNA P	72
20	MUHAMMAD KELVIN MAULANA WIRABAKTI	68
21	NI LUH QUEENSA DEVITA OKTARIANI	64
22	NI NYOMAN DIAS SURYANINGTYAS	72
23	NYOMAN MAYLINA DEWI	72
24	PIKA ARIANI LUH	72
25	PUTU DIKA PRATAMA PUTRA	72
26	PUTU FEBRI MULIYANI	100
27	RAHMA SAFIRA	100
28	RIFKY APRILIYANO PUTRA ANTIKA	100
29	RISMA OLVINA	20
30	SHOFIN IRINA VIRGINIA	84
31	KADEK VITA DAMAYANTI	84
32	LIHANDI SETIAWAN	84

Appendix 12 Students pretest writing recount text

Date: _____
Page: _____

Nama : Wi Luh Queensa Devita ditariani

Holiday School

When holiday school, I and my family go to my aunt house and uncle house, i'm very happy because we meet my cousin, we enjoy with the holiday, and that we cating together at a round beach.

Date: _____

Nama : Made Marandika S.P
No : 21

Holiday School

When the holiday school, me and my family was go to grand father's house because it was so long time ago we were no visited there.

No. _____
Date : _____

Nama : Komang Agrie Liani Ariestanty.

my best holiday with friends

three days ago my friends and i'm go too Reron for watching monumen and playing electric bike. and there too we pray at temple of Sateran. And then we go to Dewata deh-deh, and then we buy a souvenir.

At there too eating in a restaurant, At there we eating much food and so yummy. we back on the school.

Appendix 13 Students using mind mapping technique to write a recount text

No. :
 Nama : Desat H Sudiantari
 No : 2

My last day at school

My friends and I

Really fun

Fun experience

it was a very emotion and fun day at the same time

Last day at school

1. Party for our class
2. Playing with my friends
3. a guitar from the music

My last day at school

My last day at school was very enjoyable. On that day, we all received the result of the exams and we came to celebrate the results of the exams before the graduation ceremony started. While taking care of unfinished files, we also play together.

My classmate decided to bring some food and we had a small farewell party for our class. Several friends from other classes joined together. One of my friends even borrowed a guitar from the music room and we had a lot of fun singing along.

Anything good, nothing bad

No. :
 Nama : Kadek Dwi Arsona (20)/VIII-B

Fun School Trip to Borobudhur Temple

I, teacher

visit Borobudhur Temple

Happy

last year, Borobudhur temple

went the hotel and stayed.

1. school held a school trip to Borobudhur Temple
2. I view a Borobudhur Temple
3. I stayed in the hotel
4. -

4	20
4	20
3	12
3	15
3	9
<hr/>	
	76



Date: 11/1/23
Page:

Nama: CARUN C WANTI RAPO
Kelas: U11-B
No: 1.

My Last Day at school

My friend and I ← My Last Day at school → Happiness
 ↓
 My Last day at school → it was a very emotional and fun day at the same day

1. we will received the result of the exams and we come to celebrate the result of the exams before the graduation ceremony started.
2. My classmate decided to bring some food and we had a small farewell Party for our class.
3. Several friends from other classes joined together.
4. One of my friends even borrowed a guitar from the music room and we had a lot of fun singing along.

5	25	
5	25	
5	20	
5	25	
5	15	
	110	

Date: _____
Page: _____

My last Day at school

My last day at school was very enjoyable. On that day, we all received the results of the exams and we came to celebrate the results of the exams before the graduation ceremony started. While taking care of unfinished files, we also play together.

My classmate decided to bring some food and we had a small farewell party for our class. Several friends from other classes joined together. One of my friends even borrowed a guitar from the music room and we had a lot of fun singing along.

All the tiredness and heavy burden after the exam seemed to be lifted that day. Some friends also shared their feelings of happiness and gratitude to our class president who was very great. Some also said goodbye because they had to continue their studies abroad or abroad. It was a very emotional and fun day at the same time.

Appendix 14. Documentation



RIWAYAT HIDUP



Kadek Martha Sindu Wedara lahir di Kendal, Jawa Tengah pada tanggal 6 Mei 2001. Penulis lahir dari pasangan suami istri Bapak I Ketut Supardi dan Ibu Made Ardhani. Penulis berkebangsaan Indonesia dan beragama hindu. Kini penulis beralamat di Jalan Pulau Buton, Desa Banyuning, Kecamatan Buleleng, Kabupaten Buleleng, Bali.

Penulis menyelesaikan pendidikan dasar di SD Negeri 1 Bawang dan lulus pada tahun 2013. Kemudian, penulis melanjutkan di SMP Dharma Wiweka Denpasar dan lulus pada tahun 2016. Pada tahun 2019, penulis lulus SMA Negeri 3 Singaraja lalu melanjutkan ke Sarjana 1 Jurusan Bahasa Asing di Universitas Pendidikan Ganesha. Pada semester akhir 2023, penulis telah menyelesaikan Tugas Akhir yang berjudul “The Effect Of Mind Mapping Technique On Student Writing Competency Of The Eighth Grade Students At SMP Negeri 3 Singarja”. Selanjutnya, mulai tahun 2023 sampai dengan penulisan skripsi ini, penulis masih terdaftar sebagai mahasiswa Program S1 Pendidikan Bahasa Inggris di Universitas Pendidikan Ganesha.