



Lampiran 01. Data Populasi Perusahaan Manufaktur

No	Kode	Nama Perusahaan Manufaktur	No	Kode	Nama Perusahaan Manufaktur
1	INTP	PT. Indocement Tunggul Prakasa Tbk	113	SMSM	PT. Selamat Sempurna Tbk
2	GTSI	PT. GTS Internasional Tbk	114	ADMG	PT. Polychem Indonesia Tbk
3	SMBR	PT. Semen Baturaja Tbk	115	ARGO	PT. Argo Pantes Tbk
4	SMCB	PT. Solusi Bangun Indonesia Tbk	116	BELL	PT. Trisula Textile Industries Tbk
5	SMGR	PT. Semen Indonesia (Persero) Tbk	117	CNTX	PT. Century Textile Industry Tbk
6	WSBP	PT. Waskita Beton Precast Tbk	118	ERTX	PT. Eratex Djaja Tbk
7	WSKT	PT. Waskita Karya (Persero) Tbk	119	ESTI	PT. Ever Shine Tex Tbk
8	WTON	PT. Wijaya Karya Beton Tbk	120	HDTX	PT. Panasia Indo Resources Tbk
9	AMFG	PT. Asahimas Flat Glass Tbk	121	INDR	PT. Indorama Synthetics Tbk
10	ARNA	PT. Arwana Citramulia Tbk	122	MYTX	PT. Asia Pacific Investama Tbk
11	CAKK	PT. Cahayaputra Asa Keramik Tbk	123	PBRX	PT. Pan Brothers Tbk
12	KIAS	PT. Keramik Indonesia Assosiasi Tbk	124	POLY	PT. Asia Pacific Fibers Tbk
13	MARK	PT. Mark Dynamics Indonesia Tbk	125	POLU	PT. Golden Flower Tbk
14	MLIA	PT. Mulia Industrindo Tbk	126	RICY	PT. Ricky Putra Globalindo Tbk
15	TOTO	PT. Surya Toto Indonesia Tbk	127	SBAT	PT. Sejahtera Bintang Abadi Textile Tbk
16	ALKA	PT. Alakasa Industrindo Tbk	128	SRIL	PT. Sri Rejeki Isman Tbk
17	ALMI	PT. Alumindo Light Metal Industry Tbk	129	SSTM	PT. Sunson Textile Manufacture Tbk
18	BAJA	PT. Saranacental Bajatama Tbk	130	STAR	PT. Star Petrochem Tbk
19	BTON	PT. Betonjaya Manunggal Tbk	131	TFCO	PT. Tifico Fiber Indonesia Tbk
20	CTBN	PT. Citra Tubindo Tbk	132	TRIS	PT. Trisula International Tbk
21	GDST	PT. Gunawan Dianjaya Steel Tbk	133	UCID	PT. Uni Charm Indonesia Tbk
22	GGRP	PT. Gunung Raja Paksi Tbk	134	UNIT	PT. Nusantara Inti Corpora Tbk
23	INAI	PT. Indal Aluminium Industry Tbk	135	ZONE	PT. Mega Perintis Tbk
24	ISSP	PT. Steel Pipe Industry of Indonesia Tbk	136	BATA	PT. Sepatu Bata Tbk
25	JKSW	PT. Jakarta Kyohei Steel Works Tbk	137	BIMA	PT. Primarindo Asia Infrastructure Tbk
26	KKES	PT. Kusuma Kemindo Sentosa Tbk	138	CCSI	PT. Communication Cable Systems Indonesia Tbk
27	KRAS	PT. Krakatau Steel Tbk	139	IKBI	PT. Sumi Indo Kabel Tbk
28	LION	PT. Lion Metal Works Tbk	140	JECC	PT. Jembo Cable Company Tbk
29	LMSH	PT. Lionmesh Prima Tbk	141	KBLI	PT. KMI Wire & Cable Tbk
30	NIKL	PT. Pelat Timah Nusantara Tbk	142	KLBM	PT. Kabelindo Murni Tbk
31	PICO	PT. Pelangi Indah Canindo Tbk	143	SCCO	PT. Supreme Cable Manufacturing Corporation Tbk
32	PURE	PT. Trinitan Metals and Mineral Tbk	144	VOKS	PT. Voksel Electric Tbk
33	TBMS	PT. Tembaga Mulia Semanan Tbk	145	PSTN	PT. Sat Nusapersada Tbk
34	AGII	PT. Samator Indo Gas Tbk	146	JSKY	PT. Sky Energy Indonesia Tbk
35	AVIA	PT. Avia Avian Tbk	147	SCNP	PT. Selaras Citra Nusantara Perkasa Tbk
36	BRPT	PT. Barito Pasific Tbk	148	SLIS	PT. Gaya Abadi Sempuma Tbk

37	BUDI	PT. Budi Starch and Sweetener Tbk	149	ADES	PT. Akasha Wira International Tbk
38	CHEM	PT. Chemstar Indonesia Tbk	150	AISA	PT. Tiga Pilar Sejahtera Food Tbk
39	DPNS	PT. Duta Pertiwi Nusantara Tbk	151	ALTO	PT. Tri Banyan Tirta Tbk
40	EKAD	PT. Ekadharm International Tbk	152	BTEK	PT. Bumi Teknokultura Unggul Tbk
41	ETWA	PT. Eterindo Wahanatama Tbk	153	BUDI	PT. Budi Starch Sweetener Tbk
42	INCI	PT. Intan Wijaya International Tbk	154	CAMP	PT. Campina Ice Cream Industry Tbk
43	KUAS	PT. Ace Oldfields Tbk	155	CEKA	PT. Cahaya Kalbar Tbk
44	LABA	PT. Ladangbaja Murni Tbk	156	CLEO	PT. Sariguna Primatirta Tbk
45	MOLI	PT. Madusari Murni Indah Tbk	157	CMRY	PT. Cisarua Mountain Dairy Tbk
46	NPGF	PT. Nusa Palapa Gemilang Tbk	158	COCO	PT. Wahana Interfood Nusantara Tbk
47	OBMD	PT. OBM Drilchem Tbk	159	CRAB	PT. Surimi Industries Tbk
48	SAMF	PT. Saraswanti Anugerah Makmur Tbk	160	DLTA	PT. Delta Jakarta Tbk
49	SBMA	PT. Surya Biru Murni Acetylene Tbk	161	DMND	PT. Diamond Food Indonesia Tbk
50	SRSN	PT. Indo Acitama Tbk	162	ENZO	PT. Morenzo Abadi Perkasa Tbk
51	TDPM	PT. Tridomain Performance Materials Tbk	163	FOOD	PT. Sentra Food Indonesia Tbk
52	TPIA	PT. Chandra Asri Petrochemical Tbk	164	GOOD	PT. Garudafood Putra Putri Jaya Tbk
53	UNIC	PT. Unggul Indah Cahaya Tbk	165	HOKI	PT. Buyung Poetra Sembada Tbk
54	AKPI	PT. Argha Karya Prima Industry Tbk	167	IBOS	PT. Indo Boga Sukses Tbk
55	ALPI	PT. Asiaplast Industries Tbk	168	ICBP	PT. Indofood CBP Sukses Makmur Tbk
56	BRNA	PT. Berlina Tbk	169	IIKP	PT. Inti Agri Resources Tbk
57	EPAC	PT. Megalestari Epack Sentosaraya Tbk	170	IKAN	PT. Era Mandiri Cemerlang Tbk
58	ESIP	PT. Sinergi Inti Plastindo Tbk	171	INDF	PT. Indofood Sukses Makmur Tbk
59	FPNI	PT. Lotte Chemical Titan Tbk	172	IPPE	PT. Indo Pureco Pratama Tbk
60	IGAR	PT. Champion Pacific Indonesia Tbk	173	KEJU	PT. Mulia Boga Raya Tbk
61	IMPC	PT. Impack Pratama Industri Tbk	174	MGNA	PT. Magna Investama Mandiri Tbk
62	IPOL	PT. Indopoly Swakarsa Industry Tbk	175	MLBI	PT. Multi Bintang Indonesia Tbk
63	PBID	PT. Panca Budi Idaman Tbk	176	MYOR	PT. Mayora Indah Tbk
64	PDPP	PT. Primadaya Plastisindo Tbk	177	NASI	PT. Wahana Inti Makmur Tbk
65	SMKL	PT. Satyamitra Kemas Lestari Tbk	178	PANI	PT. Pratama Abadi Nusa Industri Tbk
66	TALF	PT. Tunas Alfin Tbk	179	PCAR	PT. Prima Cakrawala Abadi Tbk
67	TRST	PT. Trias Sentosa Tbk	180	PMMP	PT. Panca Mitra Multiperdana Tbk
68	YPAS	PT. Yanaprima Hastapersada Tbk	181	PSDN	PT. Prasadha Aneka Niaga Tbk
69	CPIN	PT. Charoen Pokphand Indonesia Tbk	182	PSGO	PT. Palma Serasih Tbk
70	CPRO	PT. Central Proteina Prima Tbk	183	ROTI	PT. Nippon Indosari Corpindo Tbk
71	DEWI	PT. Dewi Shri Farmino Tbk	184	SKBM	PT. Sekar Bumi Tbk
72	JPFA	PT. Japfa Comfeed Indonesia Tbk	185	SKLT	PT. Sekar Laut Tbk
73	MAIN	PT. Malindo Feedmill Tbk	186	STTP	PT. Siantar Top Tbk
74	SIPD	PT. Sreeya Sewu Indonesia Tbk	187	TAYS	PT. Jaya Swarasa Agung Tbk
75	IFII	PT. Indonesia Fibreboard Industry Tbk	188	TRGU	PT. Cerestar Indonesia Tbk

76	SINI	PT. Singaraja Putra Tbk	189	ULTJ	PT. Ultra Jaya Milk Industry and Trading Company Tbk
77	SULI	PT. SLJ Global Tbk	190	WMPP	PT. Widodo Makmur Perkasa Tbk
78	TIRT	PT. Tirta Mahakam Resources Tbk	191	WMUU	PT. Widodo Makmur Unggas Tbk
79	ALDO	PT. Alkindo Naratama Tbk	192	GGRM	PT. Gudang Garam Tbk
80	FASW	PT. Fajar Surya Wisesa Tbk	193	HMSP	PT. Hanjaya Mandala Sampoerna Tbk
81	INKP	PT. Indah Kiat Pulp & Paper Tbk	194	ITIC	PT. Indonesian Tobacco Tbk
82	INRU	PT. Toba Pulp Lestari Tbk	195	WIIM	PT. Wismilak Inti Makmur Tbk
83	KBRI	PT. Kertas Basuki Rachmat Indonesia Tbk	196	DVLA	PT. Darya Varia Laboratoria Tbk
84	KSDI	PT. Kedawung Setia Industrial Tbk	197	INAF	PT. Indofarma Tbk
85	SPMA	PT. Suparma Tbk	198	KAEF	PT. Kimia Farma Tbk
86	SWAT	PT. Sriwahana Adityakarta Tbk	199	KBLF	PT. Kalbe Farma Tbk
87	TKIM	PT. Pabrik Kertas Tjiwi Kimia Tbk	200	MERK	PT. Merck Indonesia Tbk
88	DEPO	PT. Caturkarda Depo Bangunan Tbk	201	PEHA	PT. Phapros Tbk
89	INCF	PT. Indo Komoditi Korpora Tbk	202	PYFA	PT. Pyridam Farma Tbk
90	INOV	PT. Inocycle Technology Group Tbk	203	SCPI	PT. Merck Sharp Dohme Pharma Tbk
91	KMTR	PT. Kirana Megatara Tbk	204	SIDO	PT. Industri Jamu dan Farmasi Sido Tbk
92	AMIN	PT. Ateliers Mecaniques D'Indonesie Tbk	205	SOHO	PT. Soho Global Health Tbk
93	ARKA	PT. Arkha Jayanti Persada Tbk	206	TSPC	PT. Tempo Scan Pacific Tbk
94	GMFI	PT. Garuda Maintenance Facility Aero Asia Tbk	207	EURO	PT. Estee Gold Feet Tbk
95	GPSO	PT. Geoprima Solusi Tbk	208	KINO	PT. Kino Indonesia Tbk
96	KPAL	PT. Steadfast Marine Tbk	209	KPAS	PT. Cottonindo Ariesta Tbk
97	KRAH	PT. Grand Kartech Tbk	210	MBTO	PT. Martina Berto Tbk
98	NTBK	PT. Nusatama Berkah Tbk	211	MRAT	PT. Mustika Ratu Tbk
99	ASII	PT. Astra International Tbk	212	NANO	PT. Nanotech Indonesia Global Tbk
100	AUTO	PT. Astra Otoparts Tbk	213	TCID	PT. Mandom Indonesia Tbk
101	BOLT	PT. Garuda Metalindo Tbk	214	UNVR	PT. Unilever Indonesia Tbk
102	BRAM	PT. Indo Kordsa Tbk	215	VICI	PT. Victoria Care Indonesia Tbk
103	DRMA	PT. Dharma Polimetal Tbk	216	CBMF	PT. Cahaya Bintang Medan Tbk
104	GDYR	PT. Goodyear Indonesia Tbk	217	CINT	PT. Chitose International Tbk
105	GJTL	PT. Gajah Tunggal Tbk	218	FLMC	PT. Falmaco Nonwoven Industri Tbk
106	IMAS	PT. Indomobil Sukses Internasional Tbk	219	KICI	PT. Kedaung Indah Can Tbk
107	INDS	PT. Indospring Tbk	220	LMPI	PT. Langgeng Makmur Industri Tbk
108	ISAP	PT. Isra Presisi Indonesia Tbk	221	SOFA	PT. Boston Furniture Industries
109	LPIN	PT. Multi Prima Sejahtera Tbk	222	OLIV	PT. Oscar Mitra Sukses Sejahtera Tbk
110	MASA	PT. Multistrada Arah Sarana Tbk	223	WOOD	PT. Integra Indocabinet Tbk
111	NIPS	PT. Nipress Tbk	224	BIKE	PT. Sepeda Bersama Indonesia Tbk
112	PRAS	PT. Prima Alloy Steel Universal Tbk	225	BOBA	PT. Formosa Ingredient Factory Tbk
227	TOYS	PT. Sunindo Adipersada Tbk	226	HRTA	PT. Hartadinata Abadi Tbk

Sumber: www.idnfinansial.com (data per 2022)

Lampiran 02. Data Populasi Perusahaan Manufaktur

No	Kode	Nama Perusahaan Manufaktur
1	INTP	PT. Indocement Tunggul Prakasa Tbk
2	SMBR	PT. Semen Baturaja Tbk
3	SMGR	PT. Semen Indonesia (Persero) Tbk
4	WTON	PT. Wijaya Karya Beton Tbk
5	ARNA	PT. Arwana Citramulia Tbk
6	MARK	PT. Mark Dynamics Indonesia Tbk
7	MLIA	PT. Mulia Industrindo Tbk
8	ALKA	PT. Alakasa Industrindo Tbk
9	INAI	PT. Indal Aluminium Industry Tbk
10	ISSP	PT. Steel Pipe Industry of Indonesia Tbk
11	AGII	PT. Samator Indo Gas Tbk
12	BUDI	PT. Budi Starch and Sweetener Tbk
13	DPNS	PT. Duta Pertiwi Nusantara Tbk
14	EKAD	PT. Ekadharna International Tbk
15	INCI	PT. Intan Wijaya International Tbk
16	SRSN	PT. Indo Acitama Tbk
17	AKPI	PT. Argha Karya Prima Industry Tbk
18	IGAR	PT. Champion Pacific Indonesia Tbk
19	IMPC	PT. Impack Pratama Industri Tbk
20	TALF	PT. Tunas Alfin Tbk
21	TRST	PT. Trias Sentosa Tbk
22	CPIN	PT. Charoen Pokphand Indonesia Tbk
23	JPFA	PT. Japfa Comfeed Indonesia Tbk
24	IFII	PT. Indonesia Fibreboard Industry Tbk
25	ALDO	PT. Alkindo Naratama Tbk
26	FASW	PT. Fajar Surya Wisesa Tbk
27	KSDI	PT. Kedawung Setia Industrial Tbk
28	SPMA	PT. Suparma Tbk
29	KMTR	PT. Kirana Megatara Tbk
30	ASII	PT. Astra International Tbk
31	INDS	PT. Indospring Tbk
32	SMSM	PT. Selamat Sempurna Tbk
33	STAR	PT. Star Petrochem Tbk
34	SCCO	PT. Supreme Cable Manufacturing Corporation Tbk
35	ADES	PT. Akasha Wira International Tbk
36	BUDI	PT. Budi Starch Sweetener Tbk
37	CAMP	PT. Campina Ice Cream Industry Tbk
38	CEKA	PT. Cahaya Kalbar Tbk
39	CLEO	PT. Sariguna Primatirta Tbk
40	DLTA	PT. Delta Djakarta Tbk
41	ICBP	PT. Indofood CBP Sukses Makmur Tbk
42	INDF	PT. Indofood Sukses Makmur Tbk
43	MLBI	PT. Multi Bintang Indonesia Tbk
44	MYOR	PT. Mayora Indah Tbk
45	ROTI	PT. Nippon Indosari Corpindo Tbk
46	SKBM	PT. Sekar Bumi Tbk
47	SKLT	PT. Sekar Laut Tbk
48	STTP	PT. Siantar Top Tbk
49	ULTJ	PT. Ultra Jaya Milk Industry and Trading Company Tbk
50	GGRM	PT. Gudang Garam Tbk
51	HMSM	PT. Hanjaya Mandala Sampoerna Tbk
52	WIIM	PT. Wisnilak Inti Makmur Tbk
53	DVLA	PT. Darya Varia Laboratoria Tbk
54	KAEF	PT. Kimia Farma Tbk
55	KBLF	PT. Kalbe Farma Tbk
56	MERK	PT. Merck Indonesia Tbk
57	PEHA	PT. Phapros Tbk
58	PYFA	PT. Pyridam Farma Tbk
59	SCPI	PT. Merck Sharp Dohme Pharma Tbk
60	SIDO	PT. Industri Jamu dan Farmasi Sido Tbk
61	TSPC	PT. Tempo Scan Pacific Tbk
62	KINO	PT. Kino Indonesia Tbk
63	UNVR	PT. Unilever Indonesia Tbk
64	WOOD	PT. Integra Indocabinet Tbk

Lampiran 03. Tabulasi Data Variabel X₁, X₂, X₃

NO	KODE	Tahun	YoY	CR	DER	NPM
1	INTP	2017	-1.08	3.70	0.13	0.13
		2018	-0.38	3.14	0.16	0.08
		2019	0.60	3.31	0.17	0.12
		2020	-0.02	2.92	0.19	0.13
		2021	-0.01	2.44	0.21	0.12
2	SMBR	2017	-0.42	1.68	0.48	0.12
		2018	0.29	2.29	0.59	0.12
		2019	-0.05	8.70	0.60	0.12
		2020	-0.08	1.30	0.41	0.12
		2021	0.09	2.77	0.40	0.13
3	SMGR	2017	-0.55	1.57	0.61	0.07
		2018	0.51	1.97	0.56	0.10
		2019	-0.23	1.36	1.30	0.06
		2020	0.13	1.35	1.14	0.08
		2021	-0.22	1.07	0.88	0.06
4	WTON	2017	0.21	1.03	1.57	0.06
		2018	0.43	1.12	1.83	0.07
		2019	0.05	1.16	1.95	0.07
		2020	-0.76	1.12	1.51	0.03
		2021	-0.34	1.11	1.59	0.02
5	ARNA	2017	0.34	1.63	0.04	0.07
		2018	0.29	1.74	0.07	0.08
		2019	0.38	1.74	0.05	0.10
		2020	0.50	1.96	0.51	0.15
		2021	0.46	2.40	0.43	0.19
6	MARK	2017	1.40	2.44	0.36	0.20
		2018	0.74	2.22	0.34	0.25
		2019	0.07	3.06	0.48	0.24
		2020	1.09	1.19	0.43	0.32
		2021	1.81	2.14	0.31	0.43
7	MLIA	2017	4.26	0.87	1.96	0.01
		2018	2.98	0.00	1.35	0.03
		2019	-0.33	1.25	1.27	0.03
		2020	-0.57	1.05	1.15	0.01
		2021	10.75	1.43	0.80	0.15
8	ALKA	2017	28.85	1.30	2.89	0.01
		2018	0.49	1.16	5.44	0.01
		2019	-0.68	1.18	4.77	0.00
		2020	-0.09	1.30	2.98	0.00
		2021	1.61	1.32	2.88	0.01
9	INAI	2017	0.09	0.99	3.38	0.04
		2018	0.05	1.29	3.61	0.04
		2019	-0.17	0.86	2.80	0.03
		2020	-0.88	1.11	3.34	0.00
		2021	0.08	1.02	2.99	0.00
10	ISSP	2017	-0.92	1.51	1.21	0.00
		2018	4.65	1.41	1.23	0.01
		2019	2.81	1.39	1.07	0.04
		2020	-0.05	1.44	0.82	0.05
		2021	1.76	1.60	0.87	0.09
11	AGII	2017	0.52	1.50	0.88	0.05
		2018	0.17	1.22	1.11	0.06
		2019	-0.10	0.87	1.13	0.05
		2020	-0.03	1.27	1.11	0.05
		2021	1.12	0.82	1.28	0.08
12	BUDI	2017	0.18	1.01	1.46	0.02
		2018	0.10	1.00	1.77	0.02
		2019	0.27	1.01	1.33	0.02
		2020	45.28	1.14	1.24	1.09
		2021	-0.97	1.17	1.16	0.03
13	DPNS	2017	-0.40	15.71	0.15	0.05
		2018	0.57	7.74	0.16	0.07

		2019	-0.58	21.71	0.13	0.03
		2020	-0.39	206.86	0.11	0.02
		2021	8.47	9.46	0.18	0.15
14	EKAD	2017	-0.16	4.52	0.20	0.12
		2018	-0.03	5.05	0.18	0.10
		2019	0.05	6.92	0.14	0.10
		2020	0.24	8.11	0.14	0.14
		2021	0.13	7.76	0.13	0.17
15	INCI	2017	0.66	5.10	0.13	0.06
		2018	0.01	3.04	0.22	0.05
		2019	-0.17	3.62	0.19	0.04
		2020	1.18	3.72	0.21	0.08
		2021	-0.63	2.51	0.35	0.02
16	SRSN	2017	0.60	2.13	0.48	0.03
		2018	1.19	2.45	0.44	0.06
		2019	0.11	2.01	0.51	0.06
		2020	0.03	2.66	0.54	0.05
		2021	-0.40	2.48	0.41	0.03
17	AKPI	2017	-0.75	1.15	1.44	0.01
		2018	3.82	1.02	1.49	0.03
		2019	-0.15	1.08	1.23	0.02
		2020	0.21	1.03	1.01	0.03
		2021	1.24	1.12	1.28	0.05
18	IGAR	2017	0.04	6.50	0.16	0.09
		2018	-0.38	5.76	0.18	0.06
		2019	0.36	7.72	0.15	0.08
		2020	0.00	10.48	0.12	0.08
		2021	0.71	7.25	0.17	0.11
19	IMPC	2017	-0.27	3.61	0.78	0.08
		2018	0.16	3.56	0.73	0.08
		2019	-0.12	2.45	0.78	0.06
		2020	0.24	2.07	0.84	0.06
		2021	0.78	2.16	0.71	0.09
20	TALF	2017	-0.29	2.32	0.20	0.03
		2018	1.05	3.18	0.25	0.05
		2019	-0.38	2.73	0.32	0.03
		2020	-0.33	1.86	0.45	0.02
		2021	0.21	1.96	0.50	0.02
21	TRST	2017	0.13	1.23	0.69	0.02
		2018	0.65	1.14	1.09	0.02
		2019	-0.38	1.07	1.00	0.02
		2020	0.88	1.15	0.85	0.02
		2021	1.74	1.17	0.88	0.07
22	CPIN	2017	0.11	2.48	0.56	0.05
		2018	0.82	2.79	0.43	0.08
		2019	-0.20	2.54	0.39	0.06
		2020	0.06	2.53	0.33	0.09
		2021	-0.06	0.20	0.41	0.07
23	JPFA	2017	-0.49	2.35	1.15	0.04
		2018	1.03	1.80	0.56	0.07
		2019	-0.16	1.66	0.55	0.05
		2020	-0.35	1.96	1.36	0.03
		2021	0.74	2.00	1.11	0.05
24	IFII	2017	-0.84	1.35	0.50	0.01
		2018	9.57	1.50	0.45	0.10
		2019	-0.01	3.04	0.13	0.09
		2020	0.24	5.87	0.07	0.11
		2021	0.12	6.41	0.07	0.12
25	ALDO	2017	0.15	1.44	1.17	0.04
		2018	0.46	1.61	0.99	0.04
		2019	0.84	1.81	0.73	0.01
		2020	-0.17	1.77	0.00	0.06
		2021	0.54	1.83	0.72	0.07
26	FASW	2017	6.71	0.74	1.85	0.08
		2018	1.36	1.17	1.56	0.14
		2019	-0.31	0.70	1.29	0.12

		2020	-0.64	0.81	1.51	0.04
		2021	0.74	0.83	1.61	0.05
27	KDSI	2017	0.46	1.19	1.74	0.03
		2018	0.11	1.17	1.51	0.03
		2019	-0.17	1.24	1.06	0.03
		2020	-0.06	1.65	0.88	0.03
		2021	0.21	1.87	0.87	0.03
28	SPMA	2017	0.14	1.02	0.84	0.04
		2018	-0.11	3.76	0.81	0.03
		2019	0.59	1.62	0.72	0.05
		2020	0.24	1.73	0.34	0.06
		2021	0.81	2.23	0.34	0.14
29	KMTR	2017	1.02	7.30	1.25	0.03
		2018	-1.00	1.17	1.43	0.00
		2019	8.26	10.50	1.24	0.00
		2020	12.46	1.17	1.48	0.02
		2021	-0.59	24.80	1.74	0.01
30	ASII	2017	0.27	12.31	0.89	0.11
		2018	0.18	1.15	0.98	0.11
		2019	-0.03	1.29	0.88	0.11
		2020	-0.30	1.54	0.73	0.11
		2021	0.38	1.54	0.70	0.11
31	INDS	2017	1.29	5.13	0.14	0.06
		2018	-0.03	5.21	0.13	0.05
		2019	-0.08	5.83	0.10	0.05
		2020	-0.42	6.17	0.19	0.04
		2021	1.69	3.49	0.10	0.06
32	SMSM	2017	0.11	3.74	0.34	0.17
		2018	0.14	3.94	0.30	0.16
		2019	0.01	4.64	0.27	0.16
		2020	-0.16	5.76	0.27	0.17
		2021	0.35	4.18	0.33	0.17
33	STAR	2017	0.29	2.77	0.25	0.01
		2018	-0.71	2.87	0.25	0.00
		2019	10.24	6.45	0.18	0.02
		2020	1.98	303.28	0.00	1.97
		2021	0.81	312.79	0.00	2.70
34	SCCO	2017	-0.21	1.74	0.47	0.06
		2018	-0.06	1.91	0.43	0.05
		2019	0.20	2.09	0.40	0.05
		2020	-0.22	4.40	0.14	0.05
		2021	-0.40	6.82	0.07	0.03
35	ADES	2017	-0.32	1.20	0.99	0.05
		2018	0.38	1.39	0.70	0.07
		2019	0.58	2.00	0.53	1.01
		2020	0.62	2.97	0.37	0.20
		2021	0.96	2.51	0.34	0.28
36	BUDI	2017	0.18	1.01	1.46	0.02
		2018	0.40	1.00	1.77	0.02
		2019	-0.21	1.01	1.33	0.02
		2020	0.33	1.14	1.24	0.02
		2021	0.37	1.17	1.16	0.03
37	CAMP	2017	-0.18	15.82	0.45	0.05
		2018	0.43	10.84	0.13	0.06
		2019	0.24	12.63	0.13	0.07
		2020	-0.43	13.27	0.13	0.05
		2021	1.27	13.31	0.12	0.10
38	CEKA	2017	-0.57	2.22	5.44	0.03
		2018	1.01	5.11	0.20	0.06
		2019	-0.57	4.80	0.23	0.03
		2020	1.02	4.66	0.24	0.05
		2021	-0.03	4.80	0.22	0.03
39	CLEO	2017	0.28	1.23	1.22	0.08
		2018	0.26	1.64	0.31	0.08
		2019	1.07	1.17	0.62	0.12
		2020	0.02	1.72	0.47	0.14

		2021	0.36	1.53	0.35	0.16
40	DLTA	2017	0.10	8.64	0.17	0.36
		2018	0.21	7.20	0.19	0.38
		2019	-0.06	8.05	0.18	0.38
		2020	-0.61	7.50	0.20	0.23
		2021	0.52	4.81	0.30	0.28
41	ICBP	2017	-0.02	2.43	0.56	0.10
		2018	0.31	1.95	0.51	0.12
		2019	0.15	2.54	0.45	0.13
		2020	0.38	2.26	1.06	0.16
		2021	0.06	1.80	1.16	0.14
42	INDF	2017	-0.02	1.52	0.88	0.07
		2018	-0.04	1.07	0.93	0.07
		2019	0.19	1.27	0.77	0.08
		2020	0.48	1373.26	1.06	0.11
		2021	0.28	1.34	1.07	0.11
43	MLBI	2017	0.35	0.83	1.36	0.39
		2018	-0.07	0.78	1.47	0.34
		2019	-0.02	0.73	1.02	0.32
		2020	-0.76	0.89	0.51	0.14
		2021	1.33	0.74	0.62	0.27
44	MYOR	2017	0.17	2.39	1.03	0.08
		2018	0.08	2.65	1.06	0.07
		2019	0.17	3.44	0.92	0.08
		2020	0.02	3.69	0.75	0.09
		2021	-0.42	2.33	0.75	0.04
45	ROTI	2017	-0.52	2.26	0.62	0.05
		2018	-0.06	3.57	0.51	0.05
		2019	0.86	1.69	0.51	0.07
		2020	-0.29	3.83	0.38	0.05
		2021	0.67	2.65	0.47	0.09
46	SKBM	2017	0.15	1.64	0.37	0.01
		2018	-0.38	1.38	0.43	0.01
		2019	-0.94	1.33	0.43	0.00
		2020	4.66	1.36	0.84	0.00
		2021	4.49	1.31	0.99	0.01
47	SKLT	2017	0.11	1.26	1.07	0.03
		2018	0.39	1.22	1.20	0.03
		2019	0.41	1.29	1.08	0.04
		2020	-0.05	1.54	0.90	0.03
		2021	0.99	1.79	0.64	0.06
48	STTP	2017	1.09	2.64	0.73	0.10
		2018	0.18	3.09	0.38	0.12
		2019	0.89	2.84	0.34	0.14
		2020	0.30	2.41	0.29	0.16
		2021	-0.02	4.16	0.19	0.15
49	ULTJ	2017	0.04	4.19	0.23	0.15
		2018	-0.02	4.40	0.16	0.13
		2019	0.48	4.44	0.17	0.23
		2020	0.07	2.40	0.83	0.19
		2021	0.15	3.11	0.44	0.19
50	GGRM	2017	0.16	1.99	0.58	0.09
		2018	0.00	2.00	0.53	0.08
		2019	0.40	2.06	0.54	0.10
		2020	-0.30	2.91	0.34	0.07
		2021	-0.27	2.09	0.52	0.04
51	HMSP	2017	-0.01	5.27	0.26	0.13
		2018	-0.24	4.30	0.32	0.12
		2019	0.42	3.28	0.43	0.13
		2020	-0.37	2.45	0.64	0.09
		2021	-0.17	1.68	0.82	0.07
52	WIIM	2017	2.82	5.36	0.25	0.27
		2018	0.26	59.19	0.25	0.36
		2019	-0.47	6.02	0.26	0.20
		2020	5.31	3.66	0.36	0.87
		2021	0.03	2.93	0.43	0.65

53	DVLA	2017	0.07	2.66	0.47	0.10
		2018	0.24	2.89	0.40	0.12
		2019	0.11	2.30	0.40	0.12
		2020	-0.27	3.19	0.50	0.09
		2021	-0.09	2.57	0.51	0.08
54	KAEF	2017	0.22	1.55	1.37	0.05
		2018	0.61	1.55	1.82	0.07
		2019	-0.97	1.42	0.51	0.01
		2020	0.29	0.90	1.47	0.00
		2021	13.19	1.05	1.46	0.02
55	KLBF	2017	0.04	4.51	0.20	0.12
		2018	0.02	4.66	0.19	0.12
		2019	0.02	4.35	0.21	0.11
		2020	0.10	4.12	0.23	0.12
		2021	0.15	4.45	0.21	0.12
56	MERK	2017	-0.06	3.08	0.38	0.13
		2018	7.04	1.37	1.44	1.90
		2019	-0.93	2.51	0.52	0.11
		2020	-0.08	2.55	0.52	0.11
		2021	0.83	2.71	0.50	0.12
57	PEHA	2017	0.44	4.14	0.68	12.50
		2018	-0.99	1.04	1.37	0.13
		2019	-0.23	1.01	1.55	0.09
		2020	-0.52	0.94	1.59	0.05
		2021	-0.77	1.30	1.48	0.01
58	PYFA	2017	0.38	3.52	0.47	0.03
		2018	0.19	2.76	0.57	0.03
		2019	0.11	3.53	0.53	0.04
		2020	1.37	2.89	0.45	0.08
		2021	-0.75	1.30	3.82	0.01
59	SCPI	2017	-0.21	5.46	2.65	0.08
		2018	-0.16	6.17	1.30	0.11
		2019	-0.02	5.94	0.92	0.06
		2020	0.94	1.50	0.92	0.08
		2021	-0.46	3.74	0.25	0.05
60	SIDO	2017	0.11	7.81	0.09	0.21
		2018	0.24	4.20	0.15	0.24
		2019	0.21	4.20	0.15	0.26
		2020	0.16	3.66	0.19	0.28
		2021	0.36	4.13	0.17	0.31
61	TSPC	2017	0.02	2.53	0.46	0.06
		2018	-0.03	2.52	0.45	0.05
		2019	0.10	2.78	0.45	0.05
		2020	0.40	2.96	0.43	0.08
		2021	0.05	3.29	0.40	0.08
62	KINO	2017	-0.39	1.65	0.58	0.03
		2018	0.37	1.50	0.64	0.04
		2019	2.43	1.35	0.74	0.11
		2020	-0.78	1.19	1.04	0.03
		2021	-0.11	1.51	1.01	0.03
63	UNVR	2017	0.10	0.63	2.65	0.17
		2018	0.30	0.75	2.01	0.22
		2019	-0.19	0.65	2.45	0.17
		2020	-0.03	0.66	3.11	0.17
		2021	-0.20	0.61	3.41	0.15
64	WOOD	2017	0.22	1.12	1.01	0.10
		2018	0.41	1.27	0.87	0.11
		2019	-0.10	1.30	1.05	0.10
		2020	0.44	1.33	0.98	0.11
		2021	0.70	2.07	0.87	0.10

Lampiran 04. Data Variabel *Current Ratio* (X_1)

No	KODE	TAHUN	Aset Lancar	Utang Lancar	CR
1	INTP	2017	12883074000000	3479024000000	3.70
		2018	12315796000000	3925649000000	3.14
		2019	12829494000000	3873487000000	3.31
		2020	12299306000000	4215956000000	2.92
		2021	11336733000000	4646506000000	2.44
2	SMBR	2017	1123602449000	668827967000	1.68
		2018	1071983297000	468526330000	2.29
		2019	5538079503000	636408215000	8.70
		2020	1101657425000	850138636000	1.30
		2021	1311881924000	473114288000	2.77
3	SMGR	2017	13801818533000	8803577054000	1.57
		2018	16091024000000	8179819000000	1.97
		2019	16658531000000	12240252000000	1.36
		2020	15564604000000	11506163000000	1.35
		2021	15270235000000	14210166000000	1.07
4	WTON	2017	4351377174399	4216314368712	1.03
		2018	5870714397037	5248086459534	1.12
		2019	7168912545835	6195054960778	1.16
		2020	5248208303785	4706620585979	1.12
		2021	5493814196175	4938393406640	1.11
5	ARNA	2017	740190524246	455152838360	1.63
		2018	827587984112	476647908156	1.74
		2019	975855222731	562004316020	1.74
		2020	1183164904839	602572382597	1.96
		2021	1450950591357	604466106477	2.40
6	MARK	2017	133906065456	54785566059	2.44
		2018	162149436873	73075412445	2.22
		2019	229920987744	75173239233	3.06
		2020	356886698938	299279754931	1.19
		2021	585685378899	273462421017	2.14
7	MLIA	2017	1261014750000	1449898887000	0.87
		2018	1151925371	1232040043000	0.00
		2019	1436370319000	1146204194000	1.25
		2020	1234147942000	1173917101000	1.05
		2021	1687494334000	1184192608000	1.43
8	ALKA	2017	277157394000	213515571000	1.30
		2018	622859287000	536128557000	1.16
		2019	586263457000	498178849000	1.18
		2020	407951601000	313064440000	1.30
		2021	488110333000	368953409000	1.32
9	INAI	2017	860749259575	867251288494	0.99
		2018	1053375131067	819488911354	1.29
		2019	883710927664	1029377481187	0.86
		2020	1096189237368	985505542124	1.11
		2021	1108631451996	1086320642719	1.02
10	ISSP	2017	3431703000000	2279714000000	1.51
		2018	3640720000000	2579383000000	1.41
		2019	3547289000000	2542901000000	1.39
		2020	3113612000000	2162323000000	1.44
		2021	4422689000000	2761503000000	1.60
11	AGII	2017	1526964000000	1014745000000	1.50
		2018	1585943000000	1297840000000	1.22
		2019	1696015000000	1938711000000	0.87
		2020	2044419000000	1615068000000	1.27
		2021	1629893000000	1979987000000	0.82
12	BUDI	2017	1027489000000	1019986000000	1.01
		2018	1471140000000	1467508000000	1.00
		2019	1141009000000	1133685000000	1.01
		2020	1241540000000	1085439000000	1.14
		2021	1320277000000	1131686000000	1.17
13	DPNS	2017	181198774207	11533925524	15.71
		2018	192296998181	24857084132	7.74
		2019	185274219728	8534205993	21.71
		2020	183253012538	885861221	206.86
		2021	225928824403	23888996571	9.46
14	EKAD	2017	413617087456	91524721725	4.52
		2018	461472621715	91381683504	5.05
		2019	486522278448	70337527585	6.92
		2020	552493858098	68166758308	8.11
		2021	643773422158	82981081779	7.76
15	INCI	2017	145540638781	28527518002	5.10
		2018	191492982970	63071077029	3.04
		2019	203255907233	56103890638	3.62
		2020	235888392122	63454190549	3.72
		2021	300178023762	119543694332	2.51
16	SRSN	2017	422532126000	198217020000	2.13
		2018	448247260000	182749220000	2.45
		2019	537425364000	266837335000	2.01
		2020	579393962000	217673718000	2.66
		2021	528387932000	213017466000	2.48
17	AKPI	2017	1003030428000	870146141000	1.15
		2018	1233718090000	1215369846000	1.02

		2019	1087597237000	1003137696000	1.08
		2020	910024936000	879913552000	1.03
		2021	1304656069000	1162789501000	1.12
18	IGAR	2017	396252891753	60941267200	6.50
		2018	416191470230	72223978098	5.76
		2019	446573792440	57853674597	7.72
		2020	509735319690	48639860188	10.48
		2021	664451418649	91677487054	7.25
19	IMPC	2017	1200668597438	333004593743	3.61
		2018	1220137554014	342328901816	3.56
		2019	1174699544323	479079545266	2.45
		2020	1261952159927	608353619395	2.07
		2021	1383431547987	639768354487	2.16
20	TALF	2017	351255636607	151341881953	2.32
		2018	405988723901	127673269661	3.18
		2019	468877107644	171578114300	2.73
		2020	490284080260	263432699854	1.86
		2021	521288543863	266457069558	1.96
21	TRST	2017	1189727024906	968421072104	1.23
		2018	1494150559018	1314074889815	1.14
		2019	1394497849782	1300374327083	1.07
		2020	1337085097940	1163590483941	1.15
		2021	1814243649259	1547234666976	1.17
22	CPIN	2017	11730468000000	4732868000000	2.48
		2018	14097959000000	5059551000000	2.79
		2019	12995504000000	5120390000000	2.54
		2020	13531817000000	5356453000000	2.53
		2021	15715060000000	78361010000000	0.20
23	JPFA	2017	11189325000000	4769640000000	2.35
		2018	12415809000000	6904477000000	1.80
		2019	12873148000000	7741958000000	1.66
		2020	11745138000000	6007679000000	1.96
		2021	14161153000000	7064166000000	2.00
24	IFH	2017	182034591043	134729089184	1.35
		2018	282168300176	18795945918	1.50
		2019	295901856337	97387654752	3.04
		2020	341737294833	58235308849	5.87
		2021	341747858250	53286002242	6.41
25	ALDO	2017	348662337262	242051192180	1.44
		2018	373344346111	231453796427	1.61
		2019	527212418930	291076212712	1.81
		2020	536525873066	303886581958	1.77
		2021	710233784991	387942345634	1.83
26	FASW	2017	2784006841253	3753070066277	0.74
		2018	3530218883678	3010538868185	1.17
		2019	2641761193939	3752020296349	0.70
		2020	2764166622523	3415011967990	0.81
		2021	4254996000000	5137640000000	0.83
27	KDSI	2017	841180578033	709035285125	1.19
		2018	824176454137	704831802004	1.17
		2019	629203673926	507508226950	1.24
		2020	664566559707	403756303700	1.65
		2021	801833794863	429460722343	1.87
28	SPMA	2017	750237084349	733771730418	1.02
		2018	887986684146	236077148880	3.76
		2019	916211954071	565569011340	1.62
		2020	645476167999	372561061935	1.73
		2021	1004400966183	450774754651	2.23
29	KMTR	2017	2207392472857	302411734607	7.30
		2018	2059600582207	1763387428345	1.17
		2019	2086802481607	198668801918	10.50
		2020	3384604150712	2885019774972	1.17
		2021	3936233476518	158695886483	24.80
30	ASII	2017	121528000000000	98722000000000	12.31
		2018	133609000000000	116467000000000	1.15
		2019	129058000000000	99962000000000	1.29
		2020	132308000000000	85736000000000	1.54
		2021	160262000000000	103778000000000	1.54
31	INDS	2017	1044177985635	203724817070	5.13
		2018	1134664034610	217729909744	5.21
		2019	959368453499	164608081444	5.83
		2020	1001966532378	162477563520	6.17
		2021	1401800862936	401426894926	3.49
32	SMSM	2017	1570110000000	4199130000000	3.74
		2018	1853782000000	4701160000000	3.94
		2019	2138324000000	4611920000000	4.64
		2020	2294976000000	3983920000000	5.76
		2021	2795010000000	6694190000000	4.18
33	STAR	2017	321284372984	115972411559	2.77
		2018	332865525071	115834635089	2.87
		2019	579106848960	89743087070	6.45
		2020	496511685073	1637129296	303.28
		2021	507212912939	1621585980	312.79
34	SCCO	2017	2171012758933	1246236997513	1.74
		2018	2310899967253	1211478289822	1.91
		2019	2545811121087	1215211419437	2.09

		2020	1855080214313	421640268111	4.40
		2021	1752396200332	256862068217	6.82
35	ADES	2017	294244000000	244888000000	1.20
		2018	364138000000	262397000000	1.39
		2019	351120000000	175191000000	2.00
		2020	545239000000	183559000000	2.97
		2021	673394000000	268367000000	2.51
36	BUDI	2017	1027489000000	1019986000000	1.01
		2018	1472140000000	1467508000000	1.00
		2019	1141009000000	1133685000000	1.01
		2020	1241540000000	1085439000000	1.14
		2021	1320277000000	1131686000000	1.17
37	CAMP	2017	864515740386	54639027443	15.82
		2018	664681699769	61322975128	10.84
		2019	723916345285	57300411135	12.63
		2020	751789918087	56665064940	13.27
		2021	856198582426	64332022572	13.31
38	CEKA	2017	988479957549	444383077820	2.22
		2018	809166450672	158255592250	5.11
		2019	1067652078121	222440530626	4.80
		2020	1266586465994	271641005590	4.66
		2021	1358085356038	283104828760	4.80
39	CLEO	2017	144179181317	116843320205	1.23
		2018	198544322066	121061155519	1.64
		2019	240755729131	204953165337	1.17
		2020	254187665140	147545013406	1.72
		2021	279804122714	182882815706	1.53
40	DLTA	2017	1206576189000	139684908000	8.64
		2018	1384227944000	192299843000	7.20
		2019	1292805083000	160587363000	8.05
		2020	1103831858000	147207676000	7.50
		2021	1174393432000	244206806000	4.81
41	ICBP	2017	16579331000000	6827588000000	2.43
		2018	14121568000000	7235398000000	1.95
		2019	16624925000000	6556359000000	2.54
		2020	20716223000000	9176164000000	2.26
		2021	33997637000000	18896133000000	1.80
42	INDF	2017	32948131000000	21637763000000	1.52
		2018	33272618000000	31204102000000	1.07
		2019	31403445000000	24686862000000	1.27
		2020	38418238000000	27975875000	1373.26
		2021	54183399000000	40403404000000	1.34
43	MLBI	2017	10768450000000	13041140000000	0.83
		2018	12289610000000	15789190000000	0.78
		2019	11628020000000	15886930000000	0.73
		2020	11892610000000	13384410000000	0.89
		2021	12411120000000	1682700000000	0.74
44	MYOR	2017	10674199571313	4473628322956	2.39
		2018	12647858727872	4764510387113	2.65
		2019	12776102781513	3714359539201	3.44
		2020	12838729162094	3475323711943	3.69
		2021	12969783874643	5570773468770	2.33
45	ROTI	2017	2319937439019	1027176531240	2.26
		2018	1876409299238	525422150049	3.57
		2019	1874411044438	1106938318565	1.69
		2020	1549617329468	404567270700	3.83
		2021	1282057210341	483213195704	2.65
46	SKBM	2017	836639597232	511596750506	1.64
		2018	851410216636	615506825729	1.38
		2019	889743651128	668931501885	1.33
		2020	953792483691	701020837232	1.36
		2021	1158132110148	883202660221	1.31
47	SKLT	2017	267129479669	211493160519	1.26
		2018	356735670030	291349105535	1.22
		2019	378352247338	293281364781	1.29
		2020	379723220668	247102759160	1.54
		2021	433383441542	241664687612	1.79
48	STTP	2017	947986050367	358963437494	2.64
		2018	1165323652830	377243357487	3.09
		2019	1181115897965	415370871391	2.84
		2020	1505872822478	626131203549	2.41
		2021	1979855004312	475372154415	4.16
49	ULTJ	2017	3439990000000	820625000000	4.19
		2018	2793521000000	635161000000	4.40
		2019	3716641000000	836314000000	4.44
		2020	5593421000000	2327339000000	2.40
		2021	4844821000000	1556539000000	3.11
50	GGRM	2017	43764490000000	22003567000000	1.99
		2018	45284719000000	22611042000000	2.00
		2019	52081133000000	25258727000000	2.06
		2020	49537929000000	17009920000000	2.91
		2021	59312578000000	28369283000000	2.09
51	HMSP	2017	34180353000000	6482969000000	5.27
		2018	37831483000000	8793999000000	4.30
		2019	41697015000000	12727676000000	3.28
		2020	41091638000000	16743834000000	2.45

		2021	41323105000000	24545594000000	1.68
52	WIIM	2017	861172306233	160790695868	5.36
		2018	8889769741744	150202377711	59.19
		2019	948430163983	157443942631	6.02
		2020	1288718539539	351790782502	3.66
		2021	1590984205544	542580383844	2.93
53	DVLA	2017	1175655601000	441622865000	2.66
		2018	1203372372000	416537366000	2.89
		2019	1280212333000	555843521000	2.30
		2020	1400241872000	439444037000	3.19
		2021	1526661913000	595101699000	2.57
54	KAEF	2017	3662090215984	2369507448768	1.55
		2018	3662090215984	2369507448769	1.55
		2019	5369546726061	3774304481466	1.42
		2020	6093103998000	6786941897000	0.90
		2021	6303473591000	5980180556000	1.05
55	KLBF	2017	10042738649964	2227336011715	4.51
		2018	10648288386726	2286167471594	4.66
		2019	11222490978401	2577108805851	4.35
		2020	13075331880715	3176726211674	4.12
		2021	15712209507638	3534656089431	4.45
56	MERK	2017	569889512000	184971088000	3.08
		2018	973309659000	709437157000	1.37
		2019	675010699000	269085165000	2.51
		2020	678404760000	266348137000	2.55
		2021	768122706000	282931352000	2.71
57	PEHA	2017	765505014000	184724697000	4.14
		2018	1008461509000	971332958000	1.04
		2019	1198693664000	1183749900000	1.01
		2020	984115415000	1044059083000	0.94
		2021	949124717000	732024589000	1.30
58	PYFA	2017	78364312306	22245115479	3.52
		2018	91387136759	33141647397	2.76
		2019	95946418919	27198123189	3.53
		2020	129342420572	44748565283	2.89
		2021	326430905577	251838113066	1.30
59	SCPI	2017	1105365472000	202614895000	5.46
		2018	1323127155000	214416021000	6.17
		2019	1114801181000	187601510000	5.94
		2020	1112991001000	740613214000	1.50
		2021	763883702000	204349763000	3.74
60	SIDO	2017	1628901000000	208507000000	7.81
		2018	1547666000000	368380000000	4.20
		2019	1716235000000	408870000000	4.20
		2020	2052081000000	560043000000	3.66
		2021	2244707000000	543370000000	4.13
61	TSPC	2017	5069363864387	2002621403597	2.53
		2018	5130662268849	2039075034339	2.52
		2019	5432638388008	1953608306055	2.78
		2020	5941096184235	2008023494282	2.96
		2021	6238985603903	1895260237723	3.29
62	KINO	2017	1795404979854	1085566305465	1.65
		2018	1975979249304	1314561901651	1.50
		2019	2335039563811	1733135623684	1.35
		2020	2562184889015	2146338161363	1.19
		2021	2397707580261	1591081638290	1.51
63	UNVR	2017	7941635000000	12532304000000	0.63
		2018	8325029000000	11134786000000	0.75
		2019	8530334000000	13065308000000	0.65
		2020	8828360000000	13357536000000	0.66
		2021	7642208000000	12445152000000	0.61
64	WOOD	2017	1666396628130	1484590174142	1.12
		2018	2326016811717	1834205245388	1.27
		2019	3051820959309	2354556711994	1.30
		2020	3392961858575	2550520191952	1.33
		2021	4310623272972	2084148153947	2.07

Lampiran 05. Data Variabel *Debt to Equity Ratio (X₂)*

No	KODE	Tahun	Hutang (Rp)	Ekuitas (Modal)	DER
1	INTP	2017	4011877000000	3015058000000	0.13
		2018	4566973000000	27788562000000	0.16
		2019	4627488000000	27707749000000	0.17
		2020	5168424000000	27344672000000	0.19
		2021	5515150000000	26136114000000	0.21
2	SMBR	2017	1647477388000	3412859859000	0.48
		2018	2064408447000	3473671056000	0.59
		2019	2088977112000	3482293092000	0.60
		2020	2329286953000	5737175560000	0.41
		2021	2351501098000	5817745619000	0.40
3	SMGR	2017	18524450664000	30439052302000	0.61
		2018	18168521000000	32615315000000	0.56
		2019	43915143000000	33891924000000	1.30
		2020	40571674000000	35653335000000	1.14
		2021	34940122000000	39782883000000	0.88
4	WTON	2017	4320040760958	2747935334085	1.57
		2018	5744966289467	3136812010205	1.83
		2019	6829449147200	3508445940007	1.95
		2020	5118444300470	3390572999124	1.51
		2021	5480299148683	3447884344237	1.59
5	ARNA	2017	57194676903	1601346561573	0.04
		2018	79661648470	1096596429104	0.07
		2019	60350990723	1176781762600	0.05
		2020	665401637797	1304938651723	0.51
		2021	670353190326	1573169882477	0.43
6	MARK	2017	60755709610	166843865684	0.36
		2018	80342456509	237737869956	0.34
		2019	142230988429	299023079312	0.48
		2020	310254413728	719726855599	0.43
		2021	334818456747	1078458868349	0.31
7	MLIA	2017	3432390525000	1754295083000	1.96
		2018	3022358125000	2241367974000	1.35
		2019	3225135741000	2532966885000	1.27
		2020	3066953863000	2678261633000	1.15
		2021	2711753688000	3410916035000	0.80
8	ALKA	2017	226717826000	78490877000	2.89
		2018	548236812000	100731483000	5.44
		2019	500032251000	104792363000	4.77
		2020	313427196000	105203706000	2.98
		2021	370570531000	128822522000	2.88
9	INAI	2017	936511874370	277404670750	3.38
		2018	1096799666849	303883931247	3.61
		2019	893625998063	319268405613	2.80
		2020	1074565554861	321404082596	3.34
		2021	1156834558736	386643502594	2.99
10	ISSP	2017	3428424000000	2840941000000	1.21
		2018	3578654000000	2915416000000	1.23
		2019	3325841000000	3098666000000	1.07
		2020	2741264000000	3335340000000	0.82
		2021	3310209000000	3787113000000	0.87
11	AGII	2017	2971605000000	3358010000000	0.88
		2018	3499963000000	3147792000000	1.11
		2019	3721416000000	3300466000000	1.13
		2020	3739317000000	3382141000000	1.11
		2021	4581674000000	3582925000000	1.28
12	BUDI	2017	1744756000000	1194700000000	1.46
		2018	2166496000000	1226484000000	1.77
		2019	1714449000000	1285318000000	1.33
		2020	1640851000000	1322156000000	1.24
		2021	1605521000000	1387697000000	1.16
13	DPNS	2017	40655786593	267835387367	0.15
		2018	44476413260	277708599001	0.16
		2019	36039752024	282101635876	0.13
		2020	32487055094	284823663685	0.11
		2021	54285716417	307956854988	0.18
14	EKAD	2017	133949920707	662817725465	0.20
		2018	128684953153	724582501247	0.18
		2019	115690798743	852543550822	0.14
		2020	129617262724	952362557662	0.14
		2021	135165299199	1030399446064	0.13
15	INCI	2017	35408565186	268379825144	0.13
		2018	71410278158	319952419798	0.22
		2019	65323258479	340121790973	0.19
		2020	75990820673	368874979999	0.21
		2021	131138919060	379559681140	0.35
16	SRSN	2017	198217020000	415505899000	0.48
		2018	208989195000	477788016000	0.44
		2019	264646295000	514600563000	0.51
		2020	318959497000	587887398000	0.54
		2021	251955480000	608207428000	0.41
17	AKPI	2017	1618713342000	1126612491000	1.44
		2018	1836576739000	1233833753000	1.49

		2019	1531819965000	1244955791000	1.23
		2020	1330380957000	1313886759000	1.01
		2021	1872726945000	1463013414000	1.28
18	IGAR	2017	71075842431	441946749143	0.16
		2018	87283567361	482914243337	0.18
		2019	80669409164	536925371505	0.15
		2020	72281042223	593582375012	0.12
		2021	117903045612	691468538398	0.17
19	IMPC	2017	1005656523820	1289020969663	0.78
		2018	997975486781	1372223331022	0.73
		2019	1092846023431	1408287832788	0.78
		2020	1231192233990	1465907828766	0.84
		2021	1184949828309	1676548380055	0.71
20	TALF	2017	155076156734	766164831783	0.20
		2018	222798270770	881167255509	0.25
		2019	320791791518	1008291258921	0.32
		2020	454287199938	1020185316228	0.45
		2021	522245888520	1047684048324	0.50
21	TRST	2017	1357336438524	1975569497486	0.69
		2018	2237384616122	2047516971004	1.09
		2019	2174460936275	2174561951424	1.00
		2020	1935444689989	2266810434281	0.85
		2021	2166143898397	2462688053534	0.88
22	CPIN	2017	8819768000000	15702825000000	0.56
		2018	8253944000000	19391174000000	0.43
		2019	8281441000000	21071600000000	0.39
		2020	7809608000000	23349683000000	0.33
		2021	10296052000000	25149999000000	0.41
23	JPFA	2017	11293242000000	9795628000000	1.15
		2018	12823219000000	23038028000000	0.56
		2019	13736841000000	25185009000000	0.55
		2020	15486946000000	11411970000000	1.36
		2021	14539790000000	13102710000000	1.11
24	IFII	2017	352175368647	703782805698	0.50
		2018	345168464792	764411650093	0.45
		2019	129293906698	972244828278	0.13
		2020	74720281430	999518294095	0.07
		2021	75361117834	1083369064585	0.07
25	ALDO	2017	269278833819	229422823176	1.17
		2018	442342130920	445406568767	0.99
		2019	391708143237	533406306270	0.73
		2020	363428319392	590123561647820	0.00
		2021	507406880546	703402561482	0.72
26	FASW	2017	6081574204386	3288317572389	1.85
		2018	6676781411219	4288337297565	1.56
		2019	6059395120910	4692597823392	1.29
		2020	6930049000000	4582995000000	1.51
		2021	8209355000000	5092869000000	1.61
27	KDSI	2017	842752226507	485539501109	1.74
		2018	836245435111	555171029401	1.51
		2019	645444999358	608205409017	1.06
		2020	582239031320	663468205642	0.88
		2021	628998263092	719731966183	0.87
28	SPMA	2017	980123282608	1172195335156	0.84
		2018	1013266115558	1254609679208	0.81
		2019	994592156971	1377538593804	0.72
		2020	784672948574	2316065006133	0.34
		2021	930679950301	2746153295147	0.34
29	KMTR	2017	1972580646799	1584274862682	1.25
		2018	2090416230423	1457822944202	1.43
		2019	2261699150713	1823129158500	1.24
		2020	3056731466842	2071029142148	1.48
		2021	3540150966974	2034984624262	1.74
30	ASII	2017	13931700000000	15632900000000	0.89
		2018	17034800000000	17436300000000	0.98
		2019	16519500000000	18676300000000	0.88
		2020	14274900000000	19545400000000	0.73
		2021	15169600000000	21561500000000	0.70
31	INDS	2017	289798419319	2144818918530	0.14
		2018	288105732114	2194231835853	0.13
		2019	262135613148	2572287128060	0.10
		2020	502584655311	2662433401892	0.19
		2021	262519771935	2662433401892	0.10
32	SMSM	2017	615157000000	1828184000000	0.34
		2018	650926000000	2150277000000	0.30
		2019	664678000000	2442303000000	0.27
		2020	727016000000	2648510000000	0.27
		2021	957229000000	2911633000000	0.33
33	STAR	2017	124422750504	490282287552	0.25
		2018	124601429706	491354577004	0.25
		2019	89794451847	490018704992	0.18
		2020	1718284921	495839212552	0.00
		2021	2068066845	506379067845	0.00
34	SCCO	2017	1286017105712	2728227483994	0.47
		2018	1254447340790	2910749138067	0.43
		2019	1259634682555	3141020945591	0.40

		2020	468700817137	3273954601054	0.14
		2021	296166762993	4402697364241	0.07
35	ADES	2017	417225000000	423011000000	0.99
		2018	399361000000	567937000000	0.70
		2019	254438000000	481914000000	0.53
		2020	258283000000	700508000000	0.37
		2021	334291000000	969817000000	0.34
36	BUDI	2017	1744756000000	1194700000000	1.46
		2018	2166496000000	1226484000000	1.77
		2019	1714449000000	1285318000000	1.33
		2020	1640851000000	1322156000000	1.24
		2021	1605521000000	1387697000000	1.16
37	CAMP	2017	373272941443	837911581216	0.45
		2018	118853215128	885422598655	0.13
		2019	122136752135	935392483850	0.13
		2020	125161736940	961711929701	0.13
		2021	124445640572	1022814971131	0.12
38	CEKA	2017	489592257434	90044187067	5.44
		2018	192308466864	976647575842	0.20
		2019	261784845240	1131294696834	0.23
		2020	305958833204	1260714994864	0.24
		2021	310020233374	1387366962835	0.22
39	CLEO	2017	362948247159	297969528163	1.22
		2018	198455391702	635478469892	0.31
		2019	478844867693	766299436026	0.62
		2020	416194010942	894746110680	0.47
		2021	346601683606	1001579893307	0.35
40	DLTA	2017	196197372000	1144645393000	0.17
		2018	239353356000	1284163814000	0.19
		2019	212420390000	1213563332000	0.18
		2020	205681950000	1019898963000	0.20
		2021	298548048000	1010174017000	0.30
41	ICBP	2017	11295184000000	20324330000000	0.56
		2018	11660003000000	22707150000000	0.51
		2019	12038210000000	26671104000000	0.45
		2020	53270272000000	50318053000000	1.06
		2021	63342765000000	54723863000000	1.16
42	INDF	2017	41182764000000	46756724000000	0.88
		2018	46620996000000	49916800000000	0.93
		2019	41996071000000	54202488000000	0.77
		2020	83998472000000	79138044000000	1.06
		2021	92724082000000	86632111000000	1.07
43	MLBI	2017	1445173000000	1064905000000	1.36
		2018	1721965000000	1167536000000	1.47
		2019	1167536000000	1146007000000	1.02
		2020	1474019000000	2907425000000	0.51
		2021	1822860000000	2922017000000	0.62
44	MYOR	2017	7561503434179	7354346366072	1.03
		2018	9049161944940	8542544481694	1.06
		2019	9137978611155	9899940195318	0.92
		2020	8506032464592	11271468049958	0.75
		2021	8557621869393	11360031396135	0.75
45	ROTI	2017	1739467993982	2820105715429	0.62
		2018	1476909260772	2916901120111	0.51
		2019	1589486465854	3092597379097	0.51
		2020	1224495624254	3227671047731	0.38
		2021	1341864891951	2849419530726	0.47
46	SKBM	2017	599790014646	1623027475045	0.37
		2018	730789419438	1711365972009	0.43
		2019	784562971811	1820383352811	0.43
		2020	806678887419	961981659335	0.84
		2021	977942627046	992485493010	0.99
47	SKLT	2017	328714435982	307569774228	1.07
		2018	408057718435	339236007000	1.20
		2019	410463595860	380381947966	1.08
		2020	366908471713	406954570727	0.90
		2021	347288021564	541125250792	0.64
48	STTP	2017	981518070192	1339945926254	0.73
		2018	971370131914	2566952662000	0.38
		2019	733556075974	2146007007980	0.34
		2020	775696860738	2673298199144	0.29
		2021	618395061219	3300848622529	0.19
49	ULTJ	2017	978185000000	4208755000000	0.23
		2018	780915000000	4774956000000	0.16
		2019	945411000000	5445510000000	0.17
		2020	3972379000000	4781737000000	0.83
		2021	2268730000000	5138126000000	0.44
50	GGRM	2017	24572266000000	42187664000000	0.58
		2018	23963934000000	45133285000000	0.53
		2019	27716516000000	50930758000000	0.54
		2020	19668941000000	58522468000000	0.34
		2021	30676095000000	59288274000000	0.52
51	HMSP	2017	9028078000000	34112985000000	0.26
		2018	11244167000000	35358253000000	0.32
		2019	15223076000000	35679730000000	0.43
		2020	19432604000000	30241426000000	0.64

		2021	23899022000000	29191406000000	0.82
52	WIIM	2017	247620731930	978091361111	0.25
		2018	250337111893	1005236802665	0.25
		2019	266351031079	1033170577477	0.26
		2020	428590166019	1185851841509	0.36
		2021	572784572607	1318385158595	0.43
53	DVLA	2017	524586078000	1116300069000	0.47
		2018	482559876000	1200261863000	0.40
		2019	523881726000	1306078988000	0.40
		2020	660424729000	1326287143000	0.50
		2021	705106719000	1380798261000	0.51
54	KAEF	2017	3523628217406	2572520755127	1.37
		2018	6103967587830	3356459729851	1.82
		2019	3762437184000	7402497916000	0.51
		2020	10457144628000	7105672046000	1.47
		2021	10528322405000	7231872635000	1.46
55	KLBF	2017	2722207633646	13894031782689	0.20
		2018	2851611349015	15294594796354	0.19
		2019	3559144386553	16705582476031	0.21
		2020	4288218173294	18276082144080	0.23
		2021	4400757363148	21265877793123	0.21
56	MERK	2017	231569103000	615437441000	0.38
		2018	744833288000	518280401000	1.44
		2019	307049328000	594011658000	0.52
		2020	317218021000	612683025000	0.52
		2021	342223078000	684043788000	0.50
57	PEHA	2017	474545233000	701390352000	0.68
		2018	1078865209000	789798337000	1.37
		2019	1275109831000	821609349000	1.55
		2020	1175080321000	740909054000	1.59
		2021	1097562036000	740977263000	1.48
58	PYFA	2017	50707930330	108856000711	0.47
		2018	68129603054	118927560800	0.57
		2019	66060214687	124725993563	0.53
		2020	70943630711	157631750155	0.45
		2021	639121007816	167100567456	3.82
59	SCPI	2017	980910972000	370025000000	2.65
		2018	800703906000	617000279000	1.30
		2019	766072367000	832209156000	0.92
		2020	766072367000	832209156000	0.92
		2021	239608077000	972552466000	0.25
60	SIDO	2017	262333000000	2895865000000	0.09
		2018	435014000000	2902614000000	0.15
		2019	464850000000	3064707000000	0.15
		2020	627776000000	3221740000000	0.19
		2021	597785000000	3471185000000	0.17
61	TSPC	2017	2352891899876	5082008409145	0.46
		2018	2437126989832	5432848070494	0.45
		2019	2581733610850	5791035969893	0.45
		2020	2727421825611	6377235707755	0.43
		2021	2769022665619	6875303997165	0.40
62	KINO	2017	1182424339165	2055170880109	0.58
		2018	1405264079012	2186900126396	0.64
		2019	1992902779331	2702862179552	0.74
		2020	2678123608810	2577235546221	1.04
		2021	2683168655955	2663631503097	1.01
63	UNVR	2017	13733025000000	5173388000000	2.65
		2018	14844610000000	7383667000000	2.01
		2019	12943202000000	5281862000000	2.45
		2020	15367509000000	4937368000000	3.11
		2021	14747263000000	4321269000000	3.41
64	WOOD	2017	1930378027661	1912624105680	1.01
		2018	2138457892658	2450039514752	0.87
		2019	2740996000834	2607830321517	1.05
		2020	2896837453547	2959921468593	0.98
		2021	3158497024662	3642537753968	0.87

Lampiran 06. Data Variabel *Net Profit Margin (X₃)*

NO	KODE	Tahun	LABA	Penjualan	NPM
1	INTP	2017	1859818000000	14431211000000	0.13
		2018	1145937000000	15190283000000	0.08
		2019	1835305000000	15939348000000	0.12
		2020	1806337000000	14184322000000	0.13
		2021	1788496000000	14771906000000	0.12
2	SMBR	2017	192096085000	1551524990000	0.12
		2018	247502029000	1995807528000	0.12
		2019	233944314000	1999516771000	0.12
		2020	215159774000	1721907150000	0.12
		2021	234310849000	1751585770000	0.13
3	SMGR	2017	2043025914000	27813664176000	0.07
		2018	3085704000000	30687626000000	0.10
		2019	2371233000000	40368107000000	0.06
		2020	2674343000000	35171668000000	0.08
		2021	2082347000000	34957871000000	0.06
4	WTON	2017	340458859391	5362263237778	0.06
		2018	486640174453	6930628258854	0.07
		2019	510711733403	7083384467587	0.07
		2020	123147079420	4803359291718	0.03
		2021	81433957569	4312853243803	0.02
5	ARNA	2017	122183909643	1732985361870	0.07
		2018	158207798602	1971478070171	0.08
		2019	217675239509	2151801131686	0.10
		2020	326241511507	2211743593136	0.15
		2021	475983374390	2554880982584	0.19
6	MARK	2017	47057392499	239786317679	0.20
		2018	81905439662	325472602675	0.25
		2019	88002544533	361544998431	0.24
		2020	183544868903	565439688892	0.32
		2021	515049588088	1193506756539	0.43
7	MLJA	2017	47534072000	6277135709000	0.01
		2018	189082238000	5576944266000	0.03
		2019	126773341000	3887075800000	0.03
		2020	55089347000	3736112780000	0.01
		2021	647249607000	4450121257000	0.15
8	ALKA	2017	15406256000	1932783905000	0.01
		2018	22943498000	3592798235000	0.01
		2019	7354721000	2218385509000	0.00
		2020	6684414000	2044132602000	0.00
		2021	17445033000	3470466702000	0.01
9	INAI	2017	38651704520	980285748450	0.04
		2018	40463141352	1130297518656	0.04
		2019	33558115185	1216136763334	0.03
		2020	3991581552	1028910711144	0.00
		2021	4319665242	1436934034909	0.00
10	ISSP	2017	8634000000	3662810000000	0.00
		2018	48741000000	4467590000000	0.01
		2019	185694000000	4885875000000	0.04
		2020	175835000000	3775530000000	0.05
		2021	486061000000	5378808000000	0.09
11	AGII	2017	97598000000	1838417000000	0.05
		2018	114374000000	2073258000000	0.06
		2019	103431000000	2203617000000	0.05
		2020	99862000000	2188179000000	0.05
		2021	211485000000	2738813000000	0.08
12	BUDI	2017	45691000000	2510578000000	0.02
		2018	50467000000	2647193000000	0.02
		2019	64021000000	3003768000000	0.02
		2020	2963007000000	2725866000000	1.09
		2021	91723000000	3374782000000	0.03
13	DPNS	2017	5963420071	111294849755	0.05
		2018	9380137352	143382081850	0.07
		2019	3937685121	118917403800	0.03
		2020	2400715154	96644910643	0.02
		2021	22723655893	147210449631	0.15
14	EKAD	2017	76195665729	643591823505	0.12
		2018	74045187763	739578860399	0.10
		2019	77402572552	758299364555	0.10
		2020	95929070814	671540878728	0.14
		2021	108490477354	629879334779	0.17
15	INCI	2017	16554272131	269706737385	0.06
		2018	16675673703	367961600950	0.05
		2019	13811736623	381433524206	0.04
		2020	30071380873	394017538408	0.08
		2021	11036924395	520716778853	0.02
16	SRSN	2017	17698567000	521481727000	0.03
		2018	38735092000	600986872000	0.06
		2019	42829128000	684464392000	0.06
		2020	44152246000	890996866000	0.05
		2021	26542985000	907832649000	0.03
17	AKPI	2017	13333970000	2064857643000	0.01
		2018	64226271000	2387420036000	0.03

		2019	54355268000	2251123299000	0.02
		2020	66005547000	2230113093000	0.03
		2021	147822236000	2702959888000	0.05
18	IGAR	2017	72376683136	761926952217	0.09
		2018	44672438405	777316506801	0.06
		2019	60836752751	776541441414	0.08
		2020	60770710445	739402296030	0.08
		2021	104034299846	970111806482	0.11
19	IMPC	2017	91303491940	1193054430825	0.08
		2018	105523929164	1395298815177	0.08
		2019	93145200039	1495759701262	0.06
		2020	115805324362	1797514877242	0.06
		2021	206588977295	2227367211794	0.09
20	TALF	2017	21465836784	646087885410	0.03
		2018	43976734000	926321180682	0.05
		2019	27456246966	924654057926	0.03
		2020	18488700221	1022101048870	0.02
		2021	22437585810	1047891188545	0.02
21	TRST	2017	38199681742	2354938016436	0.02
		2018	63193899099	2630918557954	0.02
		2019	38911968283	2566094747992	0.02
		2020	73277742422	3652442192823	0.02
		2021	200975805947	2991912117541	0.07
22	CPIN	2017	2496787000000	49367386000000	0.05
		2018	4551485000000	53957604000000	0.08
		2019	364226000000	58634502000000	0.06
		2020	3845833000000	42518782000000	0.09
		2021	3619010000000	51698249000000	0.07
23	JPEA	2017	1107810000000	29602688000000	0.04
		2018	2253201000000	34012965000000	0.07
		2019	1883857000000	36742561000000	0.05
		2020	1221904000000	36964948000000	0.03
		2021	2130896000000	44878300000000	0.05
24	IFH	2017	5665602209	442688501663	0.01
		2018	59892740046	608680140771	0.10
		2019	59266142810	669713224904	0.09
		2020	73585850462	682021210514	0.11
		2021	82349452240	714581513385	0.12
25	ALDO	2017	29035395397	708740551637	0.04
		2018	42506275523	1178378628125	0.04
		2019	78421735355	10964358178888	0.01
		2020	65331041553	1105920883249	0.06
		2021	100771009640	1457266932664	0.07
26	FASW	2017	595868198714	7337185138762	0.08
		2018	1405367771073	9938310691326	0.14
		2019	968833390696	8268503880196	0.12
		2020	353299343980	7909812000000	0.04
		2021	614926000000	11932773000000	0.05
27	KDSI	2017	68965208549	2245519457754	0.03
		2018	76761902211	2327951625610	0.03
		2019	64090903507	2234941096110	0.03
		2020	60178290460	1923089935410	0.03
		2021	72634468539	2241085126185	0.03
28	SPMA	2017	92280117234	2093137904266	0.04
		2018	82232722269	2389268903462	0.03
		2019	131005670940	2514161429045	0.05
		2020	162524650713	2794452671851	0.06
		2021	294325560054	2151494981968	0.14
29	KMTR	2017	423185843320	12107416654103	0.03
		2018	1585148671	10161868104470	0.00
		2019	14671516876	9670115464264	0.00
		2020	197498349769	8797505458133	0.02
		2021	81527139693	12318954874369	0.01
30	ASII	2017	2316500000000	20605700000000	0.11
		2018	2737200000000	23920500000000	0.11
		2019	2662100000000	23716600000000	0.11
		2020	1857100000000	17504600000000	0.11
		2021	2558600000000	23348500000000	0.11
31	INDS	2017	113639539901	1967982902772	0.06
		2018	110686883366	2400062227790	0.05
		2019	101465560351	2091491715532	0.05
		2020	58751009229	1626190564290	0.04
		2021	158199728315	2643817825127	0.06
32	SMSM	2017	555388000000	3339964000000	0.17
		2018	633550000000	3933353000000	0.16
		2019	638676000000	3935811000000	0.16
		2020	539116000000	3233693000000	0.17
		2021	728263000000	4162931000000	0.17
33	STAR	2017	594726798	114496159735	0.01
		2018	173591040	131833235355	0.00
		2019	1951111404	78512610966	0.02
		2020	5808171411	2940955179	1.97
		2021	10513086262	3896547467	2.70
34	SCCO	2017	269730298809	4440404595541	0.06
		2018	253995332656	5160182004111	0.05
		2019	303593922331	5701072391797	0.05

		2020	238152486485	4620736359547	0.05
		2021	141762816916	5020992336635	0.03
35	ADES	2017	38242000000	814490000000	0.05
		2018	52958000000	804302000000	0.07
		2019	83885000000	83433000000	1.01
		2020	135789000000	673364000000	0.20
		2021	265758000000	935075000000	0.28
36	BUDI	2017	45691000000	2510578000000	0.02
		2018	64021000000	2647193000000	0.02
		2019	50467000000	3003768000000	0.02
		2020	67093000000	2725866000000	0.02
		2021	91723000000	3374782000000	0.03
37	CAMP	2017	43421734614	944837322446	0.05
		2018	61947295689	961136629003	0.06
		2019	76758829457	1028952947818	0.07
		2020	44045828312	956634474111	0.05
		2021	100066615090	1019133657275	0.10
38	CEKA	2017	107420886839	4257738484908	0.03
		2018	215459200242	3629327583572	0.06
		2019	92649656775	3120937098980	0.03
		2020	187066990085	3634297273749	0.05
		2021	181812593992	5359440530374	0.03
39	CLEO	2017	50173730829	614677561202	0.08
		2018	63261752474	831104026853	0.08
		2019	130756461708	1088679619907	0.12
		2020	132772234495	972634784176	0.14
		2021	180711667020	1103519743574	0.16
40	DLTA	2017	279772635000	777308328000	0.36
		2018	338129985000	893006350000	0.38
		2019	317129985000	827136727000	0.38
		2020	123465762000	546336411000	0.23
		2021	187992998000	681205785000	0.28
41	ICBP	2017	3543173000000	35606593000000	0.10
		2018	4658781000000	38413407000000	0.12
		2019	5360029000000	42296703000000	0.13
		2020	7418574000000	46641048000000	0.16
		2021	7900282000000	56803733000000	0.14
42	INDF	2017	5145063000000	70186618000000	0.07
		2018	4961851000000	73394728000000	0.07
		2019	5902729000000	76592955000000	0.08
		2020	8752066000000	81731469000000	0.11
		2021	11203585000000	99345618000000	0.11
43	MLBI	2017	1322067000000	3389736000000	0.39
		2018	1224807000000	3574801000000	0.34
		2019	1206059000000	3711405000000	0.32
		2020	285617000000	1985009000000	0.14
		2021	665850000000	2473681000000	0.27
44	MYOR	2017	1630953830893	20816673946473	0.08
		2018	1760434280304	24060802395725	0.07
		2019	2051404206764	25026739472547	0.08
		2020	2098168514645	24476953742651	0.09
		2021	1211052647953	27904558322183	0.04
45	ROTI	2017	135364021139	2491100179560	0.05
		2018	127171436363	2766545866684	0.05
		2019	236518557420	3337022314624	0.07
		2020	168610282478	3212034546032	0.05
		2021	281340682456	3287623237457	0.09
46	SKBM	2017	25880464791	1841487199828	0.01
		2018	15954632472	1953910957160	0.01
		2019	957169058	2104704872583	0.00
		2020	5415741808	3165530224724	0.00
		2021	29707421605	3847887478570	0.01
47	SKLT	2017	22970715348	914188759779	0.03
		2018	31954131252	1045029834378	0.03
		2019	44943627900	1281116255236	0.04
		2020	42520246722	1253700810596	0.03
		2021	84524160228	1356846112540	0.06
48	STTP	2017	216024079834	2097848592415	0.10
		2018	255088886019	2044258470994	0.12
		2019	482590522840	3512509168853	0.14
		2020	628628879549	3846300254825	0.16
		2021	617573766863	4241859914012	0.15
49	ULTJ	2017	718402000000	4879559000000	0.15
		2018	701607000000	5472882000000	0.13
		2019	1035865000000	4585139000000	0.23
		2020	1109666000000	5967362000000	0.19
		2021	1276793000000	6616642000000	0.19
50	GGRM	2017	7755347000000	83305925000000	0.09
		2018	7793068000000	95707663000000	0.08
		2019	10880704000000	110523819000000	0.10
		2020	7647729000000	114477311000000	0.07
		2021	5605321000000	124881266000000	0.04
51	HMSP	2017	12670534000000	99091484000000	0.13
		2018	9690297000000	77534836000000	0.12
		2019	13721513000000	106055176000000	0.13
		2020	8581378000000	92425210000000	0.09

		2021	7137097000000	98874784000000	0.07
52	WIM	2017	405898000000	1476427090781	0.27
		2018	511429000000	1405384153405	0.36
		2019	273281000000	1393574099760	0.20
		2020	1725066000000	1994066771177	0.87
		2021	1768770000000	2733691702981	0.65
53	DVLA	2017	162249293000	1575647308000	0.10
		2018	200651968000	1699657296000	0.12
		2019	221783249000	1813020278000	0.12
		2020	162072984000	1829699557000	0.09
		2021	146725628000	1900893602000	0.08
54	KAEF	2017	331708000000	6127479369403	0.05
		2018	535085322000	7636245960236	0.07
		2019	15890439000	2330550693000	0.01
		2020	20425757000	10006173023000	0.00
		2021	289888789000	12857626593000	0.02
55	KLBF	2017	2453251410604	20182120166616	0.12
		2018	2497261964757	21074306186027	0.12
		2019	2537601823645	22633476361038	0.11
		2020	2799622515814	23112654991224	0.12
		2021	3232007683281	26261194512313	0.12
56	MERK	2017	144677294000	1156648155000	0.13
		2018	1163324165000	611958076000	1.90
		2019	78256797000	744634530000	0.11
		2020	71902263000	655847125000	0.11
		2021	131660834000	1064394815000	0.12
57	PEHA	2017	12527000000000	1002126037000	12.50
		2018	133292514000	1022969624000	0.13
		2019	102310124000	1105420197000	0.09
		2020	48665150000	980556653000	0.05
		2021	11296951000	1051444342000	0.01
58	PYFA	2017	7127402168	223002490278	0.03
		2018	8447447988	250445853364	0.03
		2019	9342718039	247114772587	0.04
		2020	22104364267	277398061739	0.08
		2021	5478952440	630530235961	0.01
59	SCPI	2017	135756176000	1764596202000	0.08
		2018	114563635000	1089776084000	0.11
		2019	112652526000	1841268073000	0.06
		2020	218362874000	2893298079000	0.08
		2021	118691582000	2159191248000	0.05
60	SIDO	2017	533799000000	2573840000000	0.21
		2018	660668000000	2763292000000	0.24
		2019	802121000000	3067434000000	0.26
		2020	929757000000	3335411000000	0.28
		2021	1260263000000	4020980000000	0.31
61	TSPC	2017	557339581996	9565462045199	0.06
		2018	540378145887	10088118830780	0.05
		2019	595154912874	10993842057747	0.05
		2020	834369751682	10968402090246	0.08
		2021	877817637643	11234443003639	0.08
62	KINO	2017	109696001798	3160637269263	0.03
		2018	150116045042	3611694059699	0.04
		2019	515603339649	4678868638822	0.11
		2020	113665219638	4024971042139	0.03
		2021	100649538230	3976656101508	0.03
63	UNVR	2017	7004562000000	41204510000000	0.17
		2018	9109445000000	41802073000000	0.22
		2019	7392837000000	42922563000000	0.17
		2020	7163536000000	42972474000000	0.17
		2021	5758148000000	39545959000000	0.15
64	WOOD	2017	171431807795	1734702205527	0.10
		2018	242010106249	2107477235890	0.11
		2019	218064313042	2136286045964	0.10
		2020	314366052372	2929365354072	0.11
		2021	535295612635	5416331556250	0.10

Lampiran 07 Data Variabel Pertumbuhan Laba (Y)

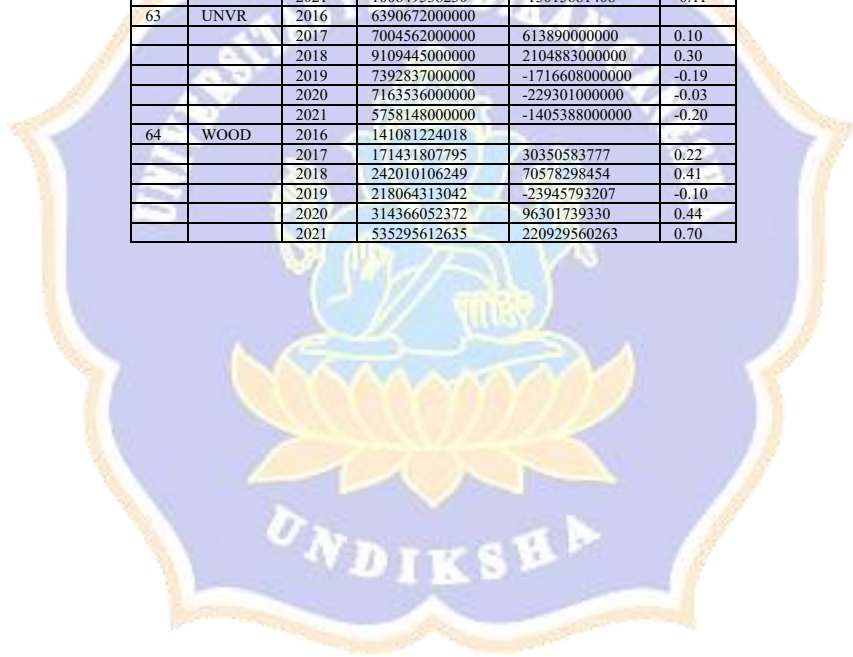
No.	KODE	Tahun	Lab a Perusahaan	Sel isih Lab a	YoY
1	INTP	2016	3870319000000		
		2017	1859818000000	-2010501000000	-1.08
		2018	1145937000000	-713881000000	-0.38
		2019	1835305000000	689368000000	0.60
		2020	1806337000000	-28968000000	-0.02
2	SMBR	2021	1788496000000	-17841000000	-0.01
		2016	328421435000		
		2017	192096085000	-136325350000	-0.42
		2018	247502029000	55405944000	0.29
		2019	233944314000	-13557715000	-0.05
3	SMGR	2020	215159774000	-18784540000	-0.08
		2021	234310849000	19151075000	0.09
		2016	4535036823000		
		2017	2043025914000	-2492010909000	-0.55
		2018	3085704000000	1042678086000	0.51
4	WTON	2019	2371233000000	-714471000000	-0.23
		2020	2674343000000	303110000000	0.13
		2021	2082347000000	-591996000000	-0.22
		2016	282148079843		
		2017	340458859391	58310779548	0.21
5	ARNA	2018	486640174453	146181315062	0.43
		2019	510711733403	24071558950	0.05
		2020	123147079420	-387564653983	-0.76
		2021	81433957569	-41713121851	-0.34
		2016	91375910975		
6	MARK	2017	122183909643	30807998668	0.34
		2018	158207798602	36023888959	0.29
		2019	217675239509	59467440907	0.38
		2020	326241511507	108566271998	0.50
		2021	475983374390	149741862883	0.46
7	MLIA	2016	19588140923		
		2017	47057392499	27469251576	1.40
		2018	81905439662	34848047163	0.74
		2019	88002544533	6097104871	0.07
		2020	183544868903	95542324370	1.09
8	ALKA	2021	515049588088	331504719185	1.81
		2016	9039563000		
		2017	47534072000	38494509000	4.26
		2018	189082238000	141548166000	2.98
		2019	126773341000	-62308897000	-0.33
9	INAI	2020	55089347000	-71683994000	-0.57
		2021	647249607000	592160260000	10.75
		2016	516167000		
		2017	15406256000	14890089000	28.85
		2018	22943498000	7537242000	0.49
10	ISSP	2019	7354721000	-1558877000	-0.68
		2020	6684414000	-670307000	-0.09
		2021	17445033000	10760619000	1.61
		2016	35552975244		
		2017	38651704520	3098729276	0.09
11	AGII	2018	40463141352	1811436832	0.05
		2019	33558115185	-6905026167	-0.17
		2020	3991581552	-29566533633	-0.88
		2021	4319665242	328083690	0.08
		2016	102925000000		
12	BUDI	2017	8634000000	-94291000000	-0.92
		2018	48741000000	40107000000	4.65
		2019	185694000000	136953000000	2.81
		2020	175835000000	-9859000000	-0.05
		2021	486061000000	310226000000	1.76
13	DPNS	2016	64287000000		
		2017	97598000000	33311000000	0.52
		2018	114374000000	16776000000	0.17
		2019	103431000000	-10943000000	-0.10
		2020	99862000000	-3569000000	-0.03
14	EKAD	2021	211485000000	111623000000	1.12
		2016	38624000000		
		2017	45691000000	7067000000	0.18
		2018	50467000000	4776000000	0.10
		2019	64021000000	13554000000	0.27
15	BUDI	2020	2963007000000	2898986000000	45.28
		2021	91723000000	-2871284000000	-0.97
		2016	10009391103		
		2017	5963420071	-4045971032	-0.40
		2018	9380137352	3416717281	0.57
16	EKAD	2019	3937685121	-5442452231	-0.58
		2020	2400715154	-1536969967	-0.39
		2021	22723655893	20322940739	8.47
		2016	90685821530		
		2017	76195665729	-14490155801	-0.16
17	EKAD	2018	74045187763	-2150477966	-0.03
		2019	77402572552	3357384789	0.05

		2020	95929070814	18526498262	0.24
		2021	108490477354	12561406540	0.13
15	INCI	2016	9988836259		
		2017	16554272131	6565435872	0.66
		2018	16675673703	121401572	0.01
		2019	13811736623	-2863937080	-0.17
		2020	30071380873	16259644250	1.18
		2021	11036924395	-19034456478	-0.63
16	SRSN	2016	11056051000		
		2017	17698567000	6642516000	0.60
		2018	38735092000	21036525000	1.19
		2019	42829128000	4094036000	0.11
		2020	44152246000	1323118000	0.03
		2021	26542985000	-17609261000	-0.40
17	AKPI	2016	52393857000		
		2017	13333970000	-39059887000	-0.75
		2018	64226271000	50892301000	3.82
		2019	54355268000	-9871003000	-0.15
		2020	66005547000	11650279000	0.21
		2021	147822236000	81816689000	1.24
18	IGAR	2016	69305629795		
		2017	72376683136	3071053341	0.04
		2018	44672438405	-27704244731	-0.38
		2019	60836752751	16164314346	0.36
		2020	60770710445	-66042306	0.00
		2021	104034299846	43263589401	0.71
19	IMPC	2016	125823130775		
		2017	91303491940	-34519638835	-0.27
		2018	105523929164	14220437224	0.16
		2019	93145200039	-12378729125	-0.12
		2020	115805324362	22660124323	0.24
		2021	20658897295	90783652933	0.78
20	TALF	2016	30137707324		
		2017	21465836784	-8671870540	-0.29
		2018	43976734000	22510897216	1.05
		2019	27456246966	-16520487034	-0.38
		2020	18488700221	-8967546745	-0.33
		2021	22437585810	3948885589	0.21
21	TRST	2016	33794866940		
		2017	38199681742	4404814802	0.13
		2018	63193899099	24994217357	0.65
		2019	38911968283	-24281930816	-0.38
		2020	73277742422	34365774139	0.88
		2021	200975805947	127698063525	1.74
22	CPIN	2016	2251813000000		
		2017	2496787000000	244974000000	0.11
		2018	4551485000000	2054698000000	0.82
		2019	3642226000000	-909259000000	-0.20
		2020	3845833000000	203607000000	0.06
		2021	3619010000000	-226823000000	-0.06
23	JPFA	2016	2171608000000		
		2017	1107810000000	-1063798000000	-0.49
		2018	2253201000000	1145391000000	1.03
		2019	1883857000000	-369344000000	-0.16
		2020	1221904000000	-661953000000	-0.35
		2021	2130896000000	908992000000	0.74
24	IFII	2016	35529571699		
		2017	5665602209	-29863969490	-0.84
		2018	59892740046	54227137837	9.57
		2019	59266142810	-626597236	-0.01
		2020	73585850462	14319707652	0.24
		2021	82349452240	8763601778	0.12
25	ALDO	2016	25229505223		
		2017	29035395397	3805890174	0.15
		2018	42506275523	13470880126	0.46
		2019	78421735355	35915459832	0.84
		2020	65331041553	-13090693802	-0.17
		2021	100771009640	35439968087	0.54
26	EASW	2016	77255614796		
		2017	595868198714	518612583918	6.71
		2018	1405367771073	809499572359	1.36
		2019	968833390696	-436534380377	-0.31
		2020	353299343980	-615534046716	-0.64
		2021	614926000000	261626656020	0.74
27	KDSI	2016	47127349067		
		2017	68965208549	21837859482	0.46
		2018	76761902211	7796693662	0.11
		2019	64090903507	-12670998704	-0.17
		2020	60178290460	-3912613047	-0.06
		2021	72634468539	12456178079	0.21
28	SPMA	2016	81063430679	8428962140	
		2017	92280117234	11216686555	0.14
		2018	82232722269	-10047394965	-0.11
		2019	131005670940	48772948671	0.59
		2020	162524650713	31518979773	0.24
		2021	294325560054	131800909341	0.81

29	KMTR	2016	209920429760		
		2017	423185843320	213265413560	1.02
		2018	1585148671	-421600694649	-1.00
		2019	14671516876	13086368205	8.26
		2020	197498349769	182826832893	12.46
		2021	81527139693	-115971210076	-0.59
30	ASII	2016	1830200000000		
		2017	2316500000000	4863000000000	0.27
		2018	2737200000000	4207000000000	0.18
		2019	2662100000000	-751000000000	-0.03
		2020	1857100000000	-805000000000	-0.30
		2021	2558600000000	7015000000000	0.38
31	INDS	2016	49556367334		
		2017	113639539901	64083172567	1.29
		2018	110686883366	-2952656535	-0.03
		2019	101465560351	-9221323015	-0.08
		2020	58751009229	-42714551122	-0.42
		2021	158199728315	99448719086	1.69
32	SMSM	2016	502192000000		
		2017	555388000000	53196000000	0.11
		2018	633550000000	78162000000	0.14
		2019	638676000000	5126000000	0.01
		2020	539116000000	-99560000000	-0.16
		2021	728263000000	189147000000	0.35
33	STAR	2016	462555307		
		2017	594726798	132171491	0.29
		2018	173591040	-421135758	-0.71
		2019	1951111404	1777520364	10.24
		2020	5808171411	3857060007	1.98
		2021	10513086262	4704914851	0.81
34	SCCO	2016	340593630534		
		2017	269730298809	-70863331725	-0.21
		2018	253995332656	-15734966153	-0.06
		2019	303593922331	49598589675	0.20
		2020	238152486485	-65441435846	-0.22
		2021	141762816916	-96389669569	-0.40
35	ADES	2016	55951000000		
		2017	38242000000	-17709000000	-0.32
		2018	52958000000	14716000000	0.38
		2019	83885000000	30927000000	0.58
		2020	135789000000	51904000000	0.62
		2021	265758000000	129969000000	0.96
36	BUDI	2016	38624000000		
		2017	45691000000	7067000000	0.18
		2018	64021000000	18330000000	0.40
		2019	50467000000	-13554000000	-0.21
		2020	67093000000	16626000000	0.33
		2021	91723000000	24630000000	0.37
37	CAMP	2016	52726852009		
		2017	43421734614	-9305117395	-0.18
		2018	61947295689	18525561075	0.43
		2019	76758829457	14811533768	0.24
		2020	44045828312	-32713001145	-0.43
		2021	100066615090	56020786778	1.27
38	CEKA	2016	249697013626		
		2017	107420886839	-142276126787	-0.57
		2018	215459200242	108038313403	1.01
		2019	92649656775	-122809543467	-0.57
		2020	187066990085	94417333310	1.02
		2021	181812593992	-5254396093	-0.03
39	CLEO	2016	39262802985		
		2017	50173730829	10910927844	0.28
		2018	63261752474	13088021645	0.26
		2019	130756461708	67494709234	1.07
		2020	132772234495	201572787	0.02
		2021	180711667020	47939432525	0.36
40	DLTA	2016	254509268000		
		2017	279772635000	25263367000	0.10
		2018	338129985000	58357350000	0.21
		2019	317129985000	-21000000000	-0.06
		2020	123465762000	-193664223000	-0.61
		2021	187992998000	64527236000	0.52
41	ICBP	2016	3631301000000		
		2017	3543173000000	-88128000000	-0.02
		2018	4658781000000	1115608000000	0.31
		2019	5360029000000	701248000000	0.15
		2020	7418574000000	2058545000000	0.38
		2021	7900282000000	481708000000	0.06
42	INDF	2016	5266906000000		
		2017	5145063000000	-121843000000	-0.02
		2018	4961851000000	-183212000000	-0.04
		2019	5902729000000	940878000000	0.19
		2020	8752066000000	2849337000000	0.48
		2021	11203585000000	2451519000000	0.28
43	MLBI	2016	982129000000		
		2017	1322067000000	339938000000	0.35

		2018	1224807000000	-97260000000	-0.07
		2019	1206059000000	-18748000000	-0.02
		2020	285617000000	-920442000000	-0.76
		2021	665850000000	380233000000	1.33
44	MYOR	2016	1388676127665		
		2017	1630953830893	242277703228	0.17
		2018	1760434280304	129480449411	0.08
		2019	2051404206764	290969926460	0.17
		2020	2098168514645	46764307881	0.02
		2021	1211052647953	-887115866692	-0.42
45	ROTI	2016	279777368831		
		2017	135364021139	-144413347692	-0.52
		2018	127171436363	-8192584776	-0.06
		2019	236518557420	109347121057	0.86
		2020	168610282478	-67908274942	-0.29
		2021	281340682456	112730399978	0.67
46	SKBM	2016	22545456050		
		2017	25880464791	3335008741	0.15
		2018	15954632472	-9925832319	-0.38
		2019	957169058	-14997463414	-0.94
		2020	5415741808	4458572750	4.66
		2021	29707421605	24291679797	4.49
47	SKLT	2016	20646121074		
		2017	22970715348	2324594274	0.11
		2018	31954131252	8983415904	0.39
		2019	44943627900	12989496648	0.41
		2020	42520246722	-2423381178	-0.05
		2021	84524160228	42003913506	0.99
48	STTP	2016	103393245509		
		2017	216024079834	112630834325	1.09
		2018	255088886019	39064806185	0.18
		2019	482590522840	227501636821	0.89
		2020	628628879549	146038356709	0.30
		2021	617573766863	-11055112686	-0.02
49	ULTJ	2016	692061000000		
		2017	718402000000	26341000000	0.04
		2018	701607000000	-16795000000	-0.02
		2019	1035865000000	334258000000	0.48
		2020	1109666000000	73801000000	0.07
		2021	1276793000000	167127000000	0.15
50	GGRM	2016	6672682000000		
		2017	7755347000000	1082665000000	0.16
		2018	7793068000000	37721000000	0.00
		2019	10880704000000	3087636000000	0.40
		2020	7647729000000	-3232975000000	-0.30
		2021	5605321000000	-2042408000000	-0.27
51	HMSP	2016	12762229000000		
		2017	12670534000000	-91695000000	-0.01
		2018	9690297000000	-2980237000000	-0.24
		2019	13721513000000	4031216000000	0.42
		2020	8581378000000	-5140135000000	-0.37
		2021	7137097000000	-1444281000000	-0.17
52	WIIM	2016	106290306868		
		2017	405898000000	299607693132	2.82
		2018	511429000000	105531000000	0.26
		2019	273281000000	-238148000000	-0.47
		2020	1725066000000	1451785000000	5.31
		2021	1768770000000	43704000000	0.03
53	DVLA	2016	152083400000		
		2017	162249293000	10165893000	0.07
		2018	200651968000	38402675000	0.24
		2019	221783249000	21131281000	0.11
		2020	162072984000	-59710265000	-0.27
		2021	146725628000	-15347356000	-0.09
54	KAEF	2016	271598000000		
		2017	331708000000	60110000000	0.22
		2018	535085322000	203377322000	0.61
		2019	15890439000	-519194883000	-0.97
		2020	20425757000	4535318000	0.29
		2021	289888789000	269463032000	13.19
55	KBLF	2016	2350884933551		
		2017	2453251410604	102366477053	0.04
		2018	2497261964757	44010554153	0.02
		2019	2537601823645	40339858888	0.02
		2020	2799622515814	262020692169	0.10
		2021	3232007683281	432385167467	0.15
56	MERK	2016	153842847000		
		2017	144677294000	-9165553000	-0.06
		2018	1163324165000	1018646871000	7.04
		2019	78256797000	-1085067368000	-0.93
		2020	71902263000	-6354534000	-0.08
		2021	131660834000	59758571000	0.83
		2016	8700000000000		
57	PEHA	2017	12527000000000	3827000000000	0.44
		2018	133292514000	-12393707486000	-0.99
		2019	102310124000	-30982390000	-0.23

		2020	48665150000	-53644974000	-0.52
		2021	11296951000	-37368199000	-0.77
58	PYFA	2016	5146317041		
		2017	7127402168	1981085127	0.38
		2018	8447447988	1320045820	0.19
		2019	9342718039	895270051	0.11
		2020	22104364267	12761646228	1.37
		2021	5478952440	-16625411827	-0.75
59	SCPI	2016	172599538000		
		2017	135756176000	-36843362000	-0.21
		2018	114563635000	-21192541000	-0.16
		2019	112652526000	-1911109000	-0.02
		2020	218362874000	105710348000	0.94
		2021	118691582000	-99671292000	-0.46
60	SIDO	2016	480525000000		
		2017	533799000000	53274000000	0.11
		2018	660668000000	126869000000	0.24
		2019	802121000000	141453000000	0.21
		2020	929757000000	127636000000	0.16
		2021	1260263000000	330506000000	0.36
61	TSPC	2016	545493536262		
		2017	557339581996	11846045734	0.02
		2018	540378145887	-16961436109	-0.03
		2019	595154912874	54776766987	0.10
		2020	834369751682	239214838808	0.40
		2021	877817637643	43447885961	0.05
62	KINO	2016	181110153810		
		2017	109696001798	-71414152012	-0.39
		2018	150116045042	40420043244	0.37
		2019	515603339649	365487294607	2.43
		2020	113665219638	-401938120011	-0.78
		2021	100649538230	-13015681408	-0.11
63	UNVR	2016	6390672000000		
		2017	7004562000000	613890000000	0.10
		2018	9109445000000	2104883000000	0.30
		2019	7392837000000	-1716608000000	-0.19
		2020	7163536000000	-229301000000	-0.03
		2021	5758148000000	-1405388000000	-0.20
64	WOOD	2016	141081224018		
		2017	171431807795	30350583777	0.22
		2018	242010106249	70578298454	0.41
		2019	218064313042	-23945793207	-0.10
		2020	314366052372	96301739330	0.44
		2021	535295612635	220929560263	0.70



Lampiran 08. Hasil Uji Statistik Deskriptif

		Statistics			
		Current Ratio	Debt to Equity Ratio	Net Profit Margin	Pertumbuhan Laba
N	Valid	64	64	64	64
	Missing	0	0	0	0
Mean		50,38986	4,09880	,78581	3,75395
Median		12,66864	3,19991	,36998	1,05305
Mode		36,194	6,959	,026 ^a	-2,074 ^a
Std. Deviation		187,981879	3,482405	1,685812	7,581406
Variance		35337,187	12,127	2,842	57,478
Range		1375,156	18,303	12,758	46,943
Minimum		3,309	,656	,026	-2,074
Maximum		1378,465	18,959	12,784	44,869

a. Multiple modes exist. The smallest value is shown

Lampiran 09. Hasil Uji Normalitas

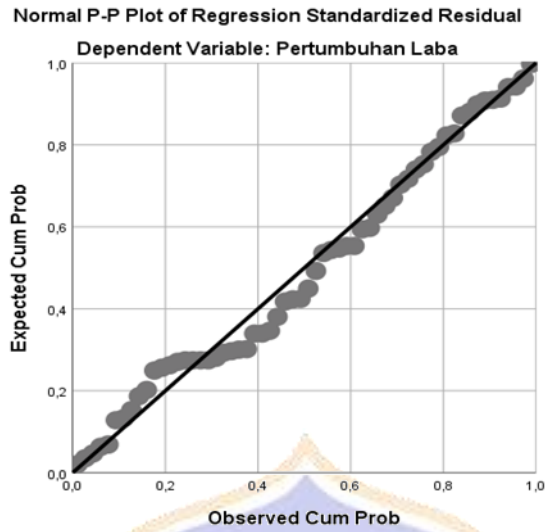
One-Sample Kolmogorov-Smirnov Test

		Unstandardized Residual
N		64
Normal Parameters ^{a,b}	Mean	,0000000
	Std. Deviation	7,10625380
Most Extreme Differences	Absolute	,237
	Positive	,237
	Negative	-,158
Test Statistic		,237
Asymp. Sig. (2-tailed)		,200 ^c

a. Test distribution is Normal.

b. Calculated from data.

c. Lilliefors Significance Correction.



Lampiran 10. Hasil Uji Linearitas X_1

ANOVA Table

			Sum of Squares	df	Mean Square	F	Sig.
Pertumbuhan Laba * Current Ratio	Between Groups	(Combined)	3620,828	62	58,400	217,745	,154
		Linearity	1,343	1	1,343	5,006	,268
		Deviation from Linearity	3619,485	61	59,336	221,232	,153
	Within Groups		,268	1	,268		
Total			3621,096	63			

Lampiran 11. Hasil Uji Linearitas X_2

ANOVA Table

			Sum of Squares	df	Mean Square	F	Sig.
Pertumbuhan Laba * Net Profit Margin	Between Groups	(Combined)	3451,235	60	40,359	,441	,800
		Linearity	300,474	1	360,773	,488	,824
		Deviation from Linearity	1223,026	50	30,984	,481	,900
	Within Groups		659,111	3	954,331		
Total			3241,022	63			

Lampiran 12. Hasil Uji Linearitas X_3

ANOVA Table

			Sum of Squares	df	Mean Square	F	Sig.
Pertumbuhan Laba * Ukuran Perusahaan	Between Groups	(Combined)	4513,590	61	50,940	,541	,700
		Linearity	235,683	1	359,300	,589	,524
		Deviation from Linearity	1982,000	60	32,000	,601	,700
	Within Groups		349,200	2	544,120		
Total			5355,245	63			

Lampiran 13. Hasil Uji Multikolinearitas

Coefficients^a

Model		Unstandardized Coefficients		Standardized Coefficients	t	Sig.	Collinearity Statistics	
		B	Std. Error	Beta			Tolerance	VIF
1	(Constant)	28,808	15,224		1,540	,102		
	Current Ratio	,175	,005	,200	2,458	,011	,987	1,013
	Debt to Equity Ratio	,763	,264	,350	2,950	,005	,998	1,002
	Net Profit Margin	,187	,546	,416	2,348	,021	,984	1,017

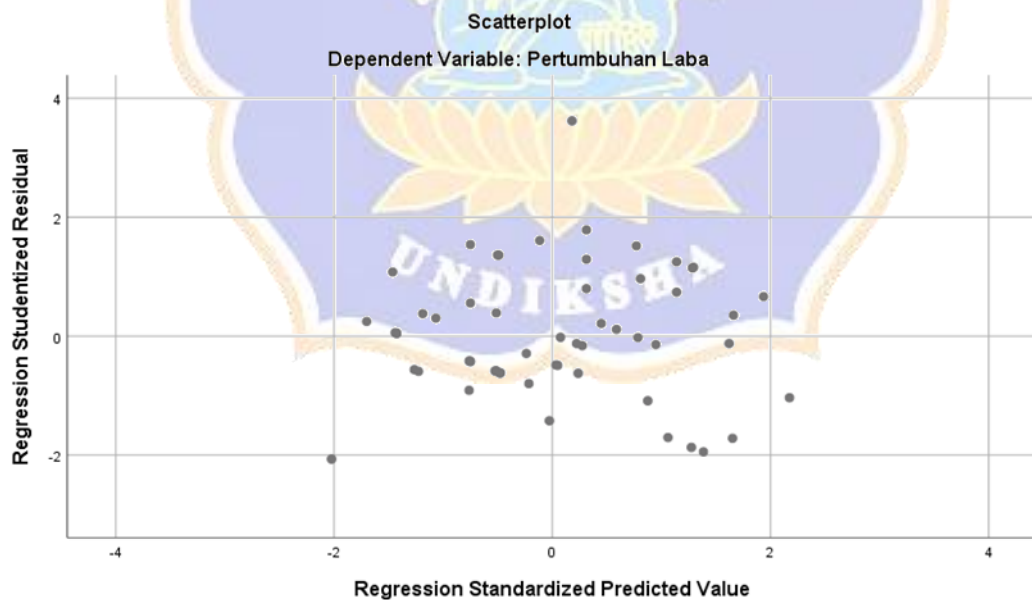
a. Dependent Variable: Pertumbuhan Laba

Lampiran 14. Hasil Uji Heteroskedastisitas

Coefficients^a

Model		Unstandardized Coefficients		Standardized Coefficients	t	Sig.
		B	Std. Error	Beta		
1	(Constant)	1,337	1,008		,334	,078
	Current Ratio	,165	,084	,117	1,069	,179
	Debt to Equity Ratio	,838	,173	,519	4,862	,256
	Net Profit Margin	,254	,361	,076	,942	,484

a. Dependent Variable: Abs_RES



Lampiran 15. Hasil Uji Autokorelasi dan Uji Koefisien Determinasi (R^2)

Model Summary

Model	R	R Square	Adjusted R Square	Std. Error of the Estimate
1	,938 ^a	,855	,813	7,281743


a. Predictors: (Constant), Current Ratio, Debt to Equity Ratio, Net Profit Margin

Lampiran 16. Hasil Uji Analisis Regresi Linier Berganda dan Uji Parsial (T)

Coefficients^a

Model		Unstandardized Coefficients		Standardized Coefficients	t	Sig.
		B	Std. Error	Beta		
1	(Constant)	28,808	15,224		1,540	,102
	Current Ratio	,175	,005	,200	2,458	,011
	Debt to Equity Ratio	,763	,264	,350	2,950	,005
	Net Profit Margin	,187	,546	,416	2,348	,021

a. Dependent Variable: Pertumbuhan Laba



RIWAYAT HIDUP



Luh Putu Puspayani lahir di Bestala, 30 Oktober 1999. Penulis lahir dari pasangan suami istri Bapak Ketut Suastika dan Ibu Luh Sarini. Penulis berkebangsaan Indonesia dan beragama Hindu. Kini penulis beralamat di Banjar Dinas Taman, Desa Bestala, Kecamatan Seririt, Kabupaten Buleleng, Provinsi Bali.

Penulis menyelesaikan pendidikan di sekolah dasar di SD Negeri Bestala dan lulus tahun 2013. Pada tahun 2016, penulis lulus dari SMP Negeri 3 Seririt. Lalu di tahun 2019, penulis lulus dari SMA Negeri 2 Busungbiu dengan jurusan MIPA dan melanjutkan pendidikan ke jenjang Sarjana (S1) Jurusan Ekonomi dan Akuntansi Prodi S1 Akuntansi di Universitas Pendidikan Ganesha. Pada semester akhir di tahun 2023 penulis telah menyelesaikan skripsi yang berjudul “Pengaruh Rasio Likuiditas, Rasio Solvabilitas, dan Rasio Profitabilitas Terhadap Pertumbuhan Laba Perusahaan Manufaktur yang Terdaftar di Bursa Efek Indonesia Periode 2017-2021”.



SURAT PERNYATAAN

Dengan ini saya menyatakan bahwa karya tulis yang berjudul “Pengaruh Rasio Likuiditas, Rasio Solvabilitas, dan Rasio Profitabilitas Terhadap Pertumbuhan Laba Perusahaan Manufaktur yang Terdaftar di Bursa Efek Indonesia Periode 2017-2021” beserta seluruh isinya adalah benar karya sendiri dan saya tidak melakukan penjiplakan dan pengutipan dengan cara-cara yang tidak sesuai dengan etika yang berlaku dalam masyarakat keilmuan. Atas pernyataan ini, saya siap menanggung risiko/sanksi yang dijatuhkan kepada saya apabila kemudian ditemukan adanya pelanggaran atas etika keilmuan dalam karya saya ini atau ada klaim terhadap karya saya ini.



Singaraja, 18 Oktober 2023

Yang membuat pernyataan,

Luh Putu Puspayani
NIM. 1917051018