



LAMPIRAN

Lampiran 1. Daftar Anggota Indeks Saham LQ45 Periode Februari-Juli 2020

No.	Kode Emiten	Nama Emiten
1	ACES	Ace Hardware Indonesia Tbk.
2	ADRO	Adaro Energy Tbk.
3	AKRA	AKR Corporindo Tbk.
4	ANTM	Aneka Tambang Tbk.
5	ASII	Astra International Tbk.
6	BBCA	Bank Central Asia Tbk.
7	BBNI	Bank Negara Indonesia (Persero) Tbk.
8	BBRI	Bank Rakyat Indonesia (Persero) Tbk.
9	BBTN	Bank Tabungan Negara (Persero) Tbk.
10	BMRI	Bank Mandiri (Persero) Tbk.
11	BRPT	Barito Pacific Tbk.
12	BSDE	Bumi Serpong Damai Tbk.
13	BTPS	Bank Tabungan Pensiunan Nasional Syariah Tbk.
14	CPIN	Charoen Pokphand Indonesia Tbk
15	CTRA	Ciputra Development Tbk.
16	ERAA	Erajaya Swasembada Tbk.
17	EXCL	XL Axiata Tbk.
18	GGRM	Gudang Garam Tbk.
19	HMSP	H.M. Sampoerna Tbk.
20	ICBP	Indofood CBP Sukses Makmur Tbk.
21	INCO	Vale Indonesia Tbk.
22	INDF	Indofood Sukses Makmur Tbk.
23	INKP	Indah Kiat Pulp & Paper Tbk.
24	INTP	Indocement Tunggul Prakarsa Tbk.
25	ITMG	Indo Tambangraya Megah Tbk.
26	JPFA	Japfa Comfeed Indonesia Tbk.
27	JSMR	Jasa Marga (Persero) Tbk.
28	KLBF	Kalbe Farma Tbk.
29	LPPF	Matahari Department Store Tbk.
30	MNCN	Media Nusantara Citra Tbk.
31	PGAS	Perusahaan Gas Negara Tbk.
32	PTBA	Bukit Asam Tbk.
33	PTPP	PP (Persero) Tbk.
34	PWON	Pakuwon Jati Tbk.
35	SCMA	Surya Citra Media Tbk.
36	SMGR	Semen Indonesia (Persero) Tbk.

37	SRIL	Sri Rejeki Isman Tbk.
38	TBIG	Tower Bersama Infrastructure Tbk.
39	TKIM	Pabrik Kertas Tjiwi Kimia Tbk.
40	TLKM	Telekomunikasi Indonesia (Persero) Tbk.
41	TOWR	Sarana Menara Nusantara Tbk.
42	UNTR	United Tractors Tbk.
43	UNVR	Unilever Indonesia Tbk.
44	WIKA	Wijaya Karya (Persero) Tbk.
45	WSKT	Waskita Karya (Persero) Tbk.



Lampiran 2. Daftar Harga Penutupan Saham Emiten dan Indeks LQ45 Periode Februari-Juli 2020

No	Kode Emiten	4 Februari	5 Februari (H-3)	6 Februari (H-2)	7 Februari (H-1)	10 Februari (H)	11 Februari (H+1)	12 Februari (H+2)	13 Februari (H+3)
1	ACES	1600	1600	1640	1680	1610	1590	1585	1610
2	ADRO	1270	1315	1305	1305	1280	1315	1330	1350
3	AKRA	3200	3230	3310	3400	3290	3250	3120	3050
4	ANTM	730	725	735	730	720	720	715	680
5	ASII	6400	6400	6500	6400	6200	6100	5975	5950
6	BBCA	33000	33650	33700	33800	33925	33900	34000	33950
7	BBNI	7350	7425	7350	7350	7325	7300	7275	7400
8	BBRI	4560	4560	4550	4550	4500	4510	4530	4570
9	BBTN	1840	1805	1850	1845	1835	1800	1780	1750
10	BMRI	7525	7700	7700	7725	7725	7775	7800	7850
11	BRPT	1270	1280	1240	1265	1245	1250	1255	1225
12	BSDE	1150	1160	1195	1195	1140	1135	1115	1100
13	BTPS	4680	4810	4680	4630	4510	4850	4660	4450
14	CPIN	6250	6775	6500	6375	6225	6300	6375	6150
15	CTRA	895	900	915	920	905	915	905	885
16	ERAA	1585	1575	1690	1740	1745	1745	1785	1805
17	EXCL	2840	2890	2890	2900	2800	2860	2860	2710
18	GGRM	55675	56225	57000	56375	55700	55700	55200	55200
19	HMSP	2070	2040	2060	2030	1995	1990	1990	1980
20	ICBP	11600	11500	11500	11500	11575	11475	10750	10800
21	INCO	3300	3300	3310	3310	3260	3290	3280	3180
22	INDF	7750	7750	7700	7850	7750	7675	7000	7000

23	INKP	6525	6575	6775	6800	6500	6525	6325	6100
24	INTP	16850	17875	17175	17025	16775	16550	16300	15725
25	ITMG	10150	10450	10525	10425	10150	10150	10075	10150
26	JPFA	1480	1495	1510	1495	1450	1460	1445	1435
27	JSMR	4640	4650	4800	4900	4930	4900	4850	4860
28	KLBF	1480	1485	1460	1470	1480	1460	1410	1370
29	LPPF	2980	3160	3250	3250	3210	3300	3230	3190
30	MNCN	1560	1580	1615	1590	1535	1535	1520	1490
31	PGAS	1520	1475	1520	1540	1525	1535	1495	1505
32	PTBA	2230	2320	2290	2320	2250	2310	2280	2280
33	PTPP	1375	1375	1450	1475	1405	1440	1415	1350
34	PWON	525	525	535	535	530	535	535	540
35	SCMA	1415	1415	1405	1395	1360	1405	1395	1345
36	SMGR	12025	12375	12400	12350	12300	12025	11400	11175
37	SRIL	216	218	222	224	218	220	214	210
38	TBIG	1185	1195	1200	1225	1240	1240	1240	1230
39	TKIM	8600	8750	8700	8850	8500	8275	7975	7500
40	TLKM	3760	3770	3760	3790	3810	3790	3820	3730
41	TOWR	850	855	850	880	875	875	900	890
42	UNTR	18775	18750	18700	18800	18275	18025	17700	17625
43	UNVR	7875	8100	7950	7900	7875	7850	7600	7400
44	WIKA	1935	1960	2020	1975	1915	1960	1965	1945
45	WSKT	1195	1190	1230	1195	1135	1150	1140	1100

Periode	4 Februari	5 Februari (H-3)	6 Februari (H-2)	7 Februari (H-1)	10 Februari (H)	11 Februari (H+1)	12 Februari (H+2)	13 Februari (H+3)
Nilai Indeks LQ45	964.840	976.559	975.706	977.001	968.342	967.381	960.980	954.206



Lampiran 3. Data Actual Return Saham Emiten

No	Kode Emiten	5 Februari (H-3)	6 Februari (H-2)	7 Februari (H-1)	10 Februari (H)	11 Februari (H+1)	12 Februari (H+2)	13 Februari (H+3)
1	ACES	0.00000	0.02500	0.02439	-0.04167	-0.01242	-0.00314	0.01577
2	ADRO	0.03543	-0.00760	0.00000	-0.01916	0.02734	0.01141	0.01504
3	AKRA	0.00938	0.02477	0.02719	-0.03235	-0.01216	-0.04000	-0.02244
4	ANTM	-0.00685	0.01379	-0.00680	-0.01370	0.00000	-0.00694	-0.04895
5	ASII	0.00000	0.01563	-0.01538	-0.03125	-0.01613	-0.02049	-0.00418
6	BBCA	0.01970	0.00149	0.00297	0.00370	-0.00074	0.00295	-0.00147
7	BBNI	0.01020	-0.01010	0.00000	-0.00340	-0.00341	-0.00342	0.01718
8	BBRI	0.00000	-0.00219	0.00000	-0.01099	0.00222	0.00443	0.00883
9	BBTN	-0.01902	0.02493	-0.00270	-0.00542	-0.01907	-0.01111	-0.01685
10	BMRI	0.02326	0.00000	0.00325	0.00000	0.00647	0.00322	0.00641
11	BRPT	0.00787	-0.03125	0.02016	-0.01581	0.00402	0.00400	-0.02390
12	BSDE	0.00870	0.03017	0.00000	-0.04603	-0.00439	-0.01762	-0.01345
13	BTPS	0.02778	-0.02703	-0.01068	-0.02592	0.07539	-0.03918	-0.04506
14	CPIN	0.08400	-0.04059	-0.01923	-0.02353	0.01205	0.01190	-0.03529
15	CTRA	0.00559	0.01667	0.00546	-0.01630	0.01105	-0.01093	-0.02210
16	ERAA	-0.00631	0.07302	0.02959	0.00287	0.00000	0.02292	0.01120
17	EXCL	0.01761	0.00000	0.00346	-0.03448	0.02143	0.00000	-0.05245
18	GGRM	0.00988	0.01378	-0.01096	-0.01197	0.00000	-0.00898	0.00000
19	HMSP	-0.01449	0.00980	-0.01456	-0.01724	-0.00251	0.00000	-0.00503
20	ICBP	-0.00862	0.00000	0.00000	0.00652	-0.00864	-0.06318	0.00465
21	INCO	0.00000	0.00303	0.00000	-0.01511	0.00920	-0.00304	-0.03049
22	INDF	0.00000	-0.00645	0.01948	-0.01274	-0.00968	-0.08795	0.00000
23	INKP	0.00766	0.03042	0.00369	-0.04412	0.00385	-0.03065	-0.03557
24	INTP	0.06083	-0.03916	-0.00873	-0.01468	-0.01341	-0.01511	-0.03528

25	ITMG	0.02956	0.00718	-0.00950	-0.02638	0.00000	-0.00739	0.00744
26	JPFA	0.01014	0.01003	-0.00993	-0.03010	0.00690	-0.01027	-0.00692
27	JSMR	0.00216	0.03226	0.02083	0.00612	-0.00609	-0.01020	0.00206
28	KLBF	0.00338	-0.01684	0.00685	0.00680	-0.01351	-0.03425	-0.02837
29	LPPF	0.06040	0.02848	0.00000	-0.01231	0.02804	-0.02121	-0.01238
30	MNCN	0.01282	0.02215	-0.01548	-0.03459	0.00000	-0.00977	-0.01974
31	PGAS	-0.02961	0.03051	0.01316	-0.00974	0.00656	-0.02606	0.00669
32	PTBA	0.04036	-0.01293	0.01310	-0.03017	0.02667	-0.01299	0.00000
33	PTPP	0.00000	0.05455	0.01724	-0.04746	0.02491	-0.01736	-0.04594
34	PWON	0.00000	0.01905	0.00000	-0.00935	0.00943	0.00000	0.00935
35	SCMA	0.00000	-0.00707	-0.00712	-0.02509	0.03309	-0.00712	-0.03584
36	SMGR	0.02911	0.00202	-0.00403	-0.00405	-0.02236	-0.05198	-0.01974
37	SRIL	0.00926	0.01835	0.00901	-0.02679	0.00917	-0.02727	-0.01869
38	TBIG	0.00844	0.00418	0.02083	0.01224	0.00000	0.00000	-0.00806
39	TKIM	0.01744	-0.00571	0.01724	-0.03955	-0.02647	-0.03625	-0.05956
40	TLKM	0.00266	-0.00265	0.00798	0.00528	-0.00525	0.00792	-0.02356
41	TOWR	0.00588	-0.00585	0.03529	-0.00568	0.00000	0.02857	-0.01111
42	UNTR	-0.00133	-0.00267	0.00535	-0.02793	-0.01368	-0.01803	-0.00424
43	UNVR	0.02857	-0.01852	-0.00629	-0.00316	-0.00317	-0.03185	-0.02632
44	WIKA	0.01292	0.03061	-0.02228	-0.03038	0.02350	0.00255	-0.01018
45	WSKT	-0.00418	0.03361	-0.02846	-0.05021	0.01322	-0.00870	-0.03509

Lampiran 4. Data *Expected Return* Saham Emiten

No	Kode Emiten	5 Februari (H-3)	6 Februari (H-2)	7 Februari (H-1)	10 Februari (H)	11 Februari (H+1)	12 Februari (H+2)	13 Februari (H+3)
1	ACES	0.01215	-0.00087	0.00133	-0.00886	-0.00099	-0.00662	-0.00705
2	ADRO	0.01215	-0.00087	0.00133	-0.00886	-0.00099	-0.00662	-0.00705
3	AKRA	0.01215	-0.00087	0.00133	-0.00886	-0.00099	-0.00662	-0.00705
4	ANTM	0.01215	-0.00087	0.00133	-0.00886	-0.00099	-0.00662	-0.00705
5	ASII	0.01215	-0.00087	0.00133	-0.00886	-0.00099	-0.00662	-0.00705
6	BBCA	0.01215	-0.00087	0.00133	-0.00886	-0.00099	-0.00662	-0.00705
7	BBNI	0.01215	-0.00087	0.00133	-0.00886	-0.00099	-0.00662	-0.00705
8	BBRI	0.01215	-0.00087	0.00133	-0.00886	-0.00099	-0.00662	-0.00705
9	BBTN	0.01215	-0.00087	0.00133	-0.00886	-0.00099	-0.00662	-0.00705
10	BMRI	0.01215	-0.00087	0.00133	-0.00886	-0.00099	-0.00662	-0.00705
11	BRPT	0.01215	-0.00087	0.00133	-0.00886	-0.00099	-0.00662	-0.00705
12	BSDE	0.01215	-0.00087	0.00133	-0.00886	-0.00099	-0.00662	-0.00705
13	BTPS	0.01215	-0.00087	0.00133	-0.00886	-0.00099	-0.00662	-0.00705
14	CPIN	0.01215	-0.00087	0.00133	-0.00886	-0.00099	-0.00662	-0.00705
15	CTRA	0.01215	-0.00087	0.00133	-0.00886	-0.00099	-0.00662	-0.00705
16	ERAA	0.01215	-0.00087	0.00133	-0.00886	-0.00099	-0.00662	-0.00705
17	EXCL	0.01215	-0.00087	0.00133	-0.00886	-0.00099	-0.00662	-0.00705
18	GGRM	0.01215	-0.00087	0.00133	-0.00886	-0.00099	-0.00662	-0.00705
19	HMSP	0.01215	-0.00087	0.00133	-0.00886	-0.00099	-0.00662	-0.00705
20	ICBP	0.01215	-0.00087	0.00133	-0.00886	-0.00099	-0.00662	-0.00705
21	INCO	0.01215	-0.00087	0.00133	-0.00886	-0.00099	-0.00662	-0.00705
22	INDF	0.01215	-0.00087	0.00133	-0.00886	-0.00099	-0.00662	-0.00705
23	INKP	0.01215	-0.00087	0.00133	-0.00886	-0.00099	-0.00662	-0.00705
24	INTP	0.01215	-0.00087	0.00133	-0.00886	-0.00099	-0.00662	-0.00705

25	ITMG	0.01215	-0.00087	0.00133	-0.00886	-0.00099	-0.00662	-0.00705
26	JPFA	0.01215	-0.00087	0.00133	-0.00886	-0.00099	-0.00662	-0.00705
27	JSMR	0.01215	-0.00087	0.00133	-0.00886	-0.00099	-0.00662	-0.00705
28	KLBF	0.01215	-0.00087	0.00133	-0.00886	-0.00099	-0.00662	-0.00705
29	LPPF	0.01215	-0.00087	0.00133	-0.00886	-0.00099	-0.00662	-0.00705
30	MNCN	0.01215	-0.00087	0.00133	-0.00886	-0.00099	-0.00662	-0.00705
31	PGAS	0.01215	-0.00087	0.00133	-0.00886	-0.00099	-0.00662	-0.00705
32	PTBA	0.01215	-0.00087	0.00133	-0.00886	-0.00099	-0.00662	-0.00705
33	PTPP	0.01215	-0.00087	0.00133	-0.00886	-0.00099	-0.00662	-0.00705
34	PWON	0.01215	-0.00087	0.00133	-0.00886	-0.00099	-0.00662	-0.00705
35	SCMA	0.01215	-0.00087	0.00133	-0.00886	-0.00099	-0.00662	-0.00705
36	SMGR	0.01215	-0.00087	0.00133	-0.00886	-0.00099	-0.00662	-0.00705
37	SRIL	0.01215	-0.00087	0.00133	-0.00886	-0.00099	-0.00662	-0.00705
38	TBIG	0.01215	-0.00087	0.00133	-0.00886	-0.00099	-0.00662	-0.00705
39	TKIM	0.01215	-0.00087	0.00133	-0.00886	-0.00099	-0.00662	-0.00705
40	TLKM	0.01215	-0.00087	0.00133	-0.00886	-0.00099	-0.00662	-0.00705
41	TOWR	0.01215	-0.00087	0.00133	-0.00886	-0.00099	-0.00662	-0.00705
42	UNTR	0.01215	-0.00087	0.00133	-0.00886	-0.00099	-0.00662	-0.00705
43	UNVR	0.01215	-0.00087	0.00133	-0.00886	-0.00099	-0.00662	-0.00705
44	WIKA	0.01215	-0.00087	0.00133	-0.00886	-0.00099	-0.00662	-0.00705
45	WSKT	0.01215	-0.00087	0.00133	-0.00886	-0.00099	-0.00662	-0.00705

Lampiran 5. Data Abnormal Return Saham Emiten

No	Kode Emiten	5 Februari (H-3)	6 Februari (H-2)	7 Februari (H-1)	10 Februari (H)	11 Februari (H+1)	12 Februari (H+2)	13 Februari (H+3)
1	ACES	-0.01215	0.02587	0.02306	-0.03280	-0.01143	0.00347	0.02282
2	ADRO	0.02329	-0.00673	-0.00133	-0.01029	0.02834	0.01802	0.02209
3	AKRA	-0.00277	0.02564	0.02586	-0.02349	-0.01117	-0.03338	-0.01539
4	ANTM	-0.01900	0.01467	-0.00813	-0.00484	0.00099	-0.00033	-0.04190
5	ASII	-0.01215	0.01650	-0.01671	-0.02239	-0.01514	-0.01387	0.00286
6	BBCA	0.00755	0.00236	0.00164	0.01256	0.00026	0.00957	0.00558
7	BBNI	-0.00194	-0.00923	-0.00133	0.00546	-0.00242	0.00319	0.02423
8	BBRI	-0.01215	-0.00132	-0.00133	-0.00213	0.00321	0.01105	0.01588
9	BBTN	-0.03117	0.02580	-0.00403	0.00344	-0.01808	-0.00449	-0.00980
10	BMRI	0.01111	0.00087	0.00192	0.00886	0.00746	0.00983	0.01346
11	BRPT	-0.00427	-0.03038	0.01883	-0.00695	0.00501	0.01062	-0.01686
12	BSDE	-0.00345	0.03105	-0.00133	-0.03716	-0.00339	-0.01100	-0.00640
13	BTPS	0.01563	-0.02615	-0.01201	-0.01706	0.07638	-0.03256	-0.03802
14	CPIN	0.07185	-0.03972	-0.02056	-0.01467	0.01304	0.01852	-0.02825
15	CTRA	-0.00656	0.01754	0.00414	-0.00744	0.01204	-0.00431	-0.01505
16	ERAA	-0.01846	0.07389	0.02826	0.01174	0.00099	0.02954	0.01825
17	EXCL	0.00546	0.00087	0.00213	-0.02562	0.02242	0.00662	-0.04540
18	GGRM	-0.00227	0.01466	-0.01229	-0.00311	0.00099	-0.00236	0.00705
19	HMSP	-0.02664	0.01068	-0.01589	-0.00838	-0.00151	0.00662	0.00202
20	ICBP	-0.02077	0.00087	-0.00133	0.01538	-0.00765	-0.05656	0.01170
21	INCO	-0.01215	0.00390	-0.00133	-0.00624	0.01019	0.00358	-0.02344
22	INDF	-0.01215	-0.00558	0.01815	-0.00388	-0.00869	-0.08133	0.00705
23	INKP	-0.00448	0.03129	0.00236	-0.03525	0.00484	-0.02403	-0.02852
24	INTP	0.04868	-0.03829	-0.01006	-0.00582	-0.01242	-0.00849	-0.02823

25	ITMG	0.01741	0.00805	-0.01083	-0.01752	0.00099	-0.00077	0.01449
26	JPFA	-0.00201	0.01091	-0.01126	-0.02124	0.00789	-0.00366	0.00013
27	JSMR	-0.00999	0.03313	0.01951	0.01499	-0.00509	-0.00359	0.00911
28	KLBF	-0.00877	-0.01596	0.00552	0.01567	-0.01252	-0.02763	-0.02132
29	LPPF	0.04826	0.02935	-0.00133	-0.00344	0.02903	-0.01460	-0.00533
30	MNCN	0.00067	0.02303	-0.01681	-0.02573	0.00099	-0.00316	-0.01269
31	PGAS	-0.04175	0.03138	0.01183	-0.00088	0.00755	-0.01944	0.01374
32	PTBA	0.02821	-0.01206	0.01177	-0.02131	0.02766	-0.00637	0.00705
33	PTPP	-0.01215	0.05542	0.01591	-0.03859	0.02590	-0.01074	-0.03889
34	PWON	-0.01215	0.01992	-0.00133	-0.00048	0.01043	0.00662	0.01639
35	SCMA	-0.01215	-0.00619	-0.00844	-0.01623	0.03408	-0.00050	-0.02879
36	SMGR	0.01696	0.00289	-0.00536	0.00481	-0.02137	-0.04536	-0.01269
37	SRIL	-0.00289	0.01922	0.00768	-0.01792	0.01017	-0.02066	-0.01164
38	TBIG	-0.00371	0.00506	0.01951	0.02111	0.00099	0.00662	-0.00102
39	TKIM	0.00530	-0.00484	0.01591	-0.03069	-0.02548	-0.02964	-0.05251
40	TLKM	-0.00949	-0.00178	0.00665	0.01414	-0.00426	0.01453	-0.01651
41	TOWR	-0.00626	-0.00497	0.03397	0.00318	0.00099	0.03519	-0.00406
42	UNTR	-0.01348	-0.00179	0.00402	-0.01906	-0.01269	-0.01141	0.00281
43	UNVR	0.01643	-0.01765	-0.00762	0.00570	-0.00218	-0.02523	-0.01927
44	WIKA	0.00077	0.03149	-0.02360	-0.02152	0.02449	0.00917	-0.00313
45	WSKT	-0.01633	0.03449	-0.02978	-0.04135	0.01421	-0.00208	-0.02804

Lampiran 6. Data Rata-Rata *Abnormal Return* Penelitian

No	Kode Emiten	Rata-rata <i>abnormal return</i>		No	Kode Emiten	Rata-rata <i>abnormal return</i>		No	Kode Emiten	Rata-rata <i>abnormal return</i>	
		Sebelum	Sesudah			Sebelum	Sesudah			Sebelum	Sesudah
1	ACES	0.01226	0.00495	16	ERAA	0.02790	0.01626	31	PGAS	0.00049	0.00062
2	ADRO	0.00508	0.02282	17	EXCL	0.00282	-0.00545	32	PTBA	0.00931	0.00945
3	AKRA	0.01624	-0.01998	18	GGRM	0.00003	0.00189	33	PTPP	0.01973	-0.00791
4	ANTM	-0.00415	-0.01375	19	HMSP	-0.01062	0.00238	34	PWON	0.00215	0.01115
5	ASII	-0.00412	-0.00872	20	ICBP	-0.00707	-0.01750	35	SCMA	-0.00893	0.00160
6	BBCA	0.00385	0.00513	21	INCO	-0.00319	-0.00322	36	SMGR	0.00483	-0.02647
7	BBNI	-0.00417	0.00833	22	INDF	0.00014	-0.02766	37	SRIL	0.00801	-0.00738
8	BBRI	-0.00493	0.01005	23	INKP	0.00972	-0.01591	38	TBIG	0.00695	0.00220
9	BBTN	-0.00313	-0.01079	24	INTP	0.00011	-0.01638	39	TKIM	0.00546	-0.03588
10	BMRI	0.00463	0.01025	25	ITMG	0.00488	0.00490	40	TLKM	-0.00154	-0.00208
11	BRPT	-0.00527	-0.00041	26	JPFA	-0.00079	0.00145	41	TOWR	0.00758	0.01071
12	BSDE	0.00876	-0.00693	27	JSMR	0.01422	0.00014	42	UNTR	-0.00375	-0.00710
13	BTPS	-0.00751	0.00194	28	KLBF	-0.00640	-0.02049	43	UNVR	-0.00295	-0.01556
14	CPIN	0.00386	0.00111	29	LPPF	0.02543	0.00303	44	WIKA	0.00289	0.01018
15	CTRA	0.00504	-0.00244	30	MNCN	0.00230	-0.00495	45	WSKT	-0.00388	-0.00530

Lampiran 7. Data Jumlah Perdagangan Saham Emiten

No	Kode Emiten	5 Februari (H-3)	6 Februari (H-2)	7 Februari (H-1)	10 Februari (H)	11 Februari (H+1)	12 Februari (H+2)	13 Februari (H+3)
1	ACES	26744700	12920200	26416900		9534700	28666300	8092500
2	ADRO	60602000	37379900	15026100		32034700	40092100	62528100
3	AKRA	15749800	13999200	14479900		11223300	12619400	2385500
4	ANTM	28225000	28180200	27156200		21224000	20699300	48920800
5	ASII	32227100	26015800	13918700		54325000	51100700	33021700
6	BBCA	24600500	30938700	16521800		15505300	13994300	9947400
7	BBNI	16080700	16798500	19617100		8656900	11259100	20515700
8	BBRI	91267300	94855500	133042500		85150100	130150400	79710700
9	BBTN	14460200	36589300	20020700		10580800	15160600	13266100
10	BMRI	65105600	55514700	43219300		49260100	52339400	43952000
11	BRPT	54192400	40622600	58846600		24460300	34570300	34027400
12	BSDE	6800200	8937700	10949900		3338900	10998600	5971800
13	BTPS	5326400	4101700	2391000		6411000	7062400	11364700
14	CPIN	6009300	7938800	2198800		2069400	4086000	3977500
15	CTRA	24513400	21401300	11402500		4042000	2135100	5462600
16	ERAA	5878500	24151200	20996600		19335400	22401100	25219600
17	EXCL	25188300	30048700	39432100		28109900	14918400	16894300
18	GGRM	781500	1615900	1078600		524300	1457800	499400
19	HMSP	37795600	29609300	27703800		18672900	13120400	19963300
20	ICBP	2591600	2299400	1786400		13191900	38781300	6782100
21	INCO	4691800	4690400	4336400		2512000	3748800	3285400
22	INDF	5380800	4353700	4827500		7945200	25892100	11580200
23	INKP	5434700	7721900	3330300		3813300	4058700	4303800
24	INTP	2693600	1220700	1098000		898900	1188400	1710700

25	ITMG	2809900	1858900	1145100		1430800	1471100	940400
26	JPFA	7572600	6195400	2116300		4649800	5305700	5096800
27	JSMR	4105300	6727700	5126200		6063100	3998100	4768700
28	KLBF	14550100	16990900	12388300		6665900	40079300	29853100
29	LPPF	10159100	8319900	3459700		2025200	4515700	2683800
30	MNCN	21505500	26832500	23493500		15966700	10066600	42586400
31	PGAS	209517700	119388900	110802500		55085900	82712000	66759400
32	PTBA	32483400	15297600	11738300		13944500	16223000	11677000
33	PTPP	12364600	25886200	17823500		9688700	10370800	21936300
34	PWON	26541300	36068000	35073300		15976500	30057600	13994800
35	SCMA	11214700	12941200	12437900		17107900	19129400	15486800
36	SMGR	6688000	6796200	5738200		2077200	7644500	8015000
37	SRIL	10663800	5377200	8765400		6599600	9485100	7062800
38	TBIG	44393400	45970600	37157600		66127800	70435300	18801500
39	TKIM	1419000	1620300	1185200		952300	1241900	1517900
40	TLKM	68150800	56261500	53578900		50248200	73840300	66699800
41	TOWR	65455300	43418800	141044800		39289200	99392400	64689100
42	UNTR	6531800	4072800	3671200		4673400	4694300	5915400
43	UNVR	7284300	10884300	11461800		5773900	17269400	13678700
44	WIKA	9275100	9601800	10845000		10837900	6564600	7374200
45	WSKT	31995400	51438600	40192300		37044200	14791700	19958400



Lampiran 8. Data Jumlah Peredaran Saham Emiten

No	Kode Emiten	5 Februari (H-3)	6 Februari (H-2)	7 Februari (H-1)	10 Februari (H)	11 Februari (H+1)	12 Februari (H+2)	13 Februari (H+3)
1	ACES	17150000000	17150000000	17150000000		17150000000	17150000000	17150000000
2	ADRO	31985962000	31985962000	31985962000		31985962000	31985962000	31985962000
3	AKRA	4014694920	4014694920	4014694920		4014694920	4014694920	4014694920
4	ANTM	24030764725	24030764725	24030764725		24030764725	24030764725	24030764725
5	ASII	40483553140	40483553140	40483553140		40483553140	40483553140	40483553140
6	BBCA	24408459900	24408459900	24408459900		24408459900	24408459900	24408459900
7	BBNI	18462169893	18462169893	18462169893		18462169893	18462169893	18462169893
8	BBRI	122112351900	122112351900	122112351900		122112351900	122112351900	122112351900
9	BBTN	10484100000	10484100000	10484100000		10484100000	10484100000	10484100000
10	BMRI	46199999998	46199999998	46199999998		46199999998	46199999998	46199999998
11	BRPT	89016503420	89016503420	89016503420		89016503420	89016503420	89016503420
12	BSDE	19246696192	19246696192	19246696192		19246696192	19246696192	19246696192
13	BTPS	7626663000	7626663000	7626663000		7626663000	7626663000	7626663000
14	CPIN	16398000000	16398000000	16398000000		16398000000	16398000000	16398000000
15	CTRA	18560303397	18560303397	18560303397		18560303397	18560303397	18560303397
16	ERAA	3190000000	3190000000	3190000000		3190000000	3190000000	3190000000
17	EXCL	10687960423	10687960423	10687960423		10687960423	10687960423	10687960423
18	GGRM	1924088000	1924088000	1924088000		1924088000	1924088000	1924088000
19	HMSP	116318076900	116318076900	116318076900		116318076900	116318076900	116318076900
20	ICBP	11661908000	11661908000	11661908000		11661908000	11661908000	11661908000
21	INCO	9936338720	9936338720	9936338720		9936338720	9936338720	9936338720
22	INDF	8780426500	8780426500	8780426500		8780426500	8780426500	8780426500
23	INKP	5470982941	5470982941	5470982941		5470982941	5470982941	5470982941
24	INTP	3681231699	3681231699	3681231699		3681231699	3681231699	3681231699

25	ITMG	1129925000	1129925000	1129925000		1129925000	1129925000	1129925000
26	JPFA	11726575201	11726575201	11726575201		11726575201	11726575201	11726575201
27	JSMR	7257871200	7257871200	7257871200		7257871200	7257871200	7257871200
28	KLBF	46875122110	46875122110	46875122110		46875122110	46875122110	46875122110
29	LPPF	2804883280	2804883280	2804883280		2804883280	2804883280	2804883280
30	MNCN	14276103500	14276103500	14276103500		14276103500	14276103500	14276103500
31	PGAS	24241508196	24241508196	24241508196		24241508196	24241508196	24241508196
32	PTBA	11520659250	11520659250	11520659250		11520659250	11520659250	11520659250
33	PTPP	6199897354	6199897354	6199897354		6199897354	6199897354	6199897354
34	PWON	48159602400	48159602400	48159602400		48159602400	48159602400	48159602400
35	SCMA	14774672301	14774672301	14774672301		14774672301	14774672301	14774672301
36	SMGR	5931520000	5931520000	5931520000		5931520000	5931520000	5931520000
37	SRIL	20452176844	20452176844	20452176844		20452176844	20452176844	20452176844
38	TBIG	22656999445	22656999445	22656999445		22656999445	22656999445	22656999445
39	TKIM	3113223570	3113223570	3113223570		3113223570	3113223570	3113223570
40	TLKM	99062216600	99062216600	99062216600		99062216600	99062216600	99062216600
41	TOWR	51014625000	51014625000	51014625000		51014625000	51014625000	51014625000
42	UNTR	3730135136	3730135136	3730135136		3730135136	3730135136	3730135136
43	UNVR	38150000000	38150000000	38150000000		38150000000	38150000000	38150000000
44	WIKA	8969951372	8969951372	8969951372		8969951372	8969951372	8969951372
45	WSKT	13573951000	13573951000	13573951000		13573951000	13573951000	13573951000



Lampiran 9. Data Trading Volume Activity Saham Emiten

No	Kode Emiten	5 Februari (H-3)	6 Februari (H-2)	7 Februari (H-1)	11 Februari (H+1)	12 Februari (H+2)	13 Februari (H+3)
1	ACES	0.00156	0.00075	0.00154	0.00056	0.00167	0.00047
2	ADRO	0.00189	0.00117	0.00047	0.00100	0.00125	0.00195
3	AKRA	0.00392	0.00349	0.00361	0.00280	0.00314	0.00059
4	ANTM	0.00117	0.00117	0.00113	0.00088	0.00086	0.00204
5	ASII	0.00080	0.00064	0.00034	0.00134	0.00126	0.00082
6	BBCA	0.00101	0.00127	0.00068	0.00064	0.00057	0.00041
7	BBNI	0.00087	0.00091	0.00106	0.00047	0.00061	0.00111
8	BBRI	0.00075	0.00078	0.00109	0.00070	0.00107	0.00065
9	BBTN	0.00138	0.00349	0.00191	0.00101	0.00145	0.00127
10	BMRI	0.00141	0.00120	0.00094	0.00107	0.00113	0.00095
11	BRPT	0.00061	0.00046	0.00066	0.00027	0.00039	0.00038
12	BSDE	0.00035	0.00046	0.00057	0.00017	0.00057	0.00031
13	BTPS	0.00070	0.00054	0.00031	0.00084	0.00093	0.00149
14	CPIN	0.00037	0.00048	0.00013	0.00013	0.00025	0.00024
15	CTRA	0.00132	0.00115	0.00061	0.00022	0.00012	0.00029
16	ERAA	0.00184	0.00757	0.00658	0.00606	0.00702	0.00791
17	EXCL	0.00236	0.00281	0.00369	0.00263	0.00140	0.00158
18	GGRM	0.00041	0.00084	0.00056	0.00027	0.00076	0.00026
19	HMSP	0.00032	0.00025	0.00024	0.00016	0.00011	0.00017
20	ICBP	0.00022	0.00020	0.00015	0.00113	0.00333	0.00058
21	INCO	0.00047	0.00047	0.00044	0.00025	0.00038	0.00033
22	INDF	0.00061	0.00050	0.00055	0.00090	0.00295	0.00132
23	INKP	0.00099	0.00141	0.00061	0.00070	0.00074	0.00079
24	INTP	0.00073	0.00033	0.00030	0.00024	0.00032	0.00046

25	ITMG	0.00249	0.00165	0.00101	0.00127	0.00130	0.00083
26	JPFA	0.00065	0.00053	0.00018	0.00040	0.00045	0.00043
27	JSMR	0.00057	0.00093	0.00071	0.00084	0.00055	0.00066
28	KLBF	0.00031	0.00036	0.00026	0.00014	0.00086	0.00064
29	LPPF	0.00362	0.00297	0.00123	0.00072	0.00161	0.00096
30	MNCN	0.00151	0.00188	0.00165	0.00112	0.00071	0.00298
31	PGAS	0.00864	0.00492	0.00457	0.00227	0.00341	0.00275
32	PTBA	0.00282	0.00133	0.00102	0.00121	0.00141	0.00101
33	PTPP	0.00199	0.00418	0.00287	0.00156	0.00167	0.00354
34	PWON	0.00055	0.00075	0.00073	0.00033	0.00062	0.00029
35	SCMA	0.00076	0.00088	0.00084	0.00116	0.00129	0.00105
36	SMGR	0.00113	0.00115	0.00097	0.00035	0.00129	0.00135
37	SRIL	0.00052	0.00026	0.00043	0.00032	0.00046	0.00035
38	TBIG	0.00196	0.00203	0.00164	0.00292	0.00311	0.00083
39	TKIM	0.00046	0.00052	0.00038	0.00031	0.00040	0.00049
40	TLKM	0.00069	0.00057	0.00054	0.00051	0.00075	0.00067
41	TOWR	0.00128	0.00085	0.00276	0.00077	0.00195	0.00127
42	UNTR	0.00175	0.00109	0.00098	0.00125	0.00126	0.00159
43	UNVR	0.00019	0.00029	0.00030	0.00015	0.00045	0.00036
44	WIKA	0.00103	0.00107	0.00121	0.00121	0.00073	0.00082
45	WSKT	0.00236	0.00379	0.00296	0.00273	0.00109	0.00147

Lampiran 10. Data Rata-Rata *Trading Volume Activity* Penelitian

No	Kode Emiten	Rata-rata <i>trading volume activity</i>		No	Kode Emiten	Rata-rata <i>trading volume activity</i>		No	Kode Emiten	Rata-rata <i>trading volume activity</i>	
		Sebelum	Sesudah			Sebelum	Sesudah			Sebelum	Sesudah
1	ACES	0.00128	0.00090	16	ERAA	0.00533	0.00700	31	PGAS	0.00605	0.00281
2	ADRO	0.00118	0.00140	17	EXCL	0.00295	0.00187	32	PTBA	0.00172	0.00121
3	AKRA	0.00367	0.00218	18	GGRM	0.00060	0.00043	33	PTPP	0.00301	0.00226
4	ANTM	0.00116	0.00126	19	HMSP	0.00027	0.00015	34	PWON	0.00068	0.00042
5	ASII	0.00059	0.00114	20	ICBP	0.00019	0.00168	35	SCMA	0.00083	0.00117
6	BBCA	0.00098	0.00054	21	INCO	0.00046	0.00032	36	SMGR	0.00108	0.00100
7	BBNI	0.00095	0.00073	22	INDF	0.00055	0.00172	37	SRIL	0.00040	0.00038
8	BBRI	0.00087	0.00081	23	INKP	0.00100	0.00074	38	TBIG	0.00188	0.00229
9	BBTN	0.00226	0.00124	24	INTP	0.00045	0.00034	39	TKIM	0.00045	0.00040
10	BMRI	0.00118	0.00105	25	ITMG	0.00172	0.00113	40	TLKM	0.00060	0.00064
11	BRPT	0.00058	0.00035	26	JPFA	0.00045	0.00043	41	TOWR	0.00163	0.00133
12	BSDE	0.00046	0.00035	27	JSMR	0.00073	0.00068	42	UNTR	0.00128	0.00137
13	BTPS	0.00052	0.00109	28	KLBF	0.00031	0.00054	43	UNVR	0.00026	0.00032
14	CPIN	0.00033	0.00021	29	LPPF	0.00261	0.00110	44	WIKA	0.00110	0.00092
15	CTRA	0.00103	0.00021	30	MNCN	0.00168	0.00160	45	WSKT	0.00304	0.00176



Lampiran 11. Data Nilai Kuadrat *Abnormal Return* Saham Emiten

No	Kode Emiten	5 Februari (H-3)	6 Februari (H-2)	7 Februari (H-1)	10 Februari (H)	11 Februari (H+1)	12 Februari (H+2)	13 Februari (H+3)
1	ACES	0.00015	0.00067	0.00053		0.00013	0.00001	0.00052
2	ADRO	0.00054	0.00005	0.00000		0.00080	0.00032	0.00049
3	AKRA	0.00001	0.00066	0.00067		0.00012	0.00111	0.00024
4	ANTM	0.00036	0.00022	0.00007		0.00000	0.00000	0.00176
5	ASII	0.00015	0.00027	0.00028		0.00023	0.00019	0.00001
6	BBCA	0.00006	0.00001	0.00000		0.00000	0.00009	0.00003
7	BBNI	0.00000	0.00009	0.00000		0.00001	0.00001	0.00059
8	BBRI	0.00015	0.00000	0.00000		0.00001	0.00012	0.00025
9	BBTN	0.00097	0.00067	0.00002		0.00033	0.00002	0.00010
10	BMRI	0.00012	0.00000	0.00000		0.00006	0.00010	0.00018
11	BRPT	0.00002	0.00092	0.00035		0.00003	0.00011	0.00028
12	BSDE	0.00001	0.00096	0.00000		0.00001	0.00012	0.00004
13	BTPS	0.00024	0.00068	0.00014		0.00583	0.00106	0.00145
14	CPIN	0.00516	0.00158	0.00042		0.00017	0.00034	0.00080
15	CTRA	0.00004	0.00031	0.00002		0.00015	0.00002	0.00023
16	ERAA	0.00034	0.00546	0.00080		0.00000	0.00087	0.00033
17	EXCL	0.00003	0.00000	0.00000		0.00050	0.00004	0.00206
18	GGRM	0.00001	0.00021	0.00015		0.00000	0.00001	0.00005
19	HMSP	0.00071	0.00011	0.00025		0.00000	0.00004	0.00000
20	ICBP	0.00043	0.00000	0.00000		0.00006	0.00320	0.00014
21	INCO	0.00015	0.00002	0.00000		0.00010	0.00001	0.00055
22	INDF	0.00015	0.00003	0.00033		0.00008	0.00661	0.00005
23	INKP	0.00002	0.00098	0.00001		0.00002	0.00058	0.00081
24	INTP	0.00237	0.00147	0.00010		0.00015	0.00007	0.00080

25	ITMG	0.00030	0.00006	0.00012	0.00000	0.00000	0.00021
26	JPFA	0.00000	0.00012	0.00013	0.00006	0.00001	0.00000
27	JSMR	0.00010	0.00110	0.00038	0.00003	0.00001	0.00008
28	KLBF	0.00008	0.00025	0.00003	0.00016	0.00076	0.00045
29	LPPF	0.00233	0.00086	0.00000	0.00084	0.00021	0.00003
30	MNCN	0.00000	0.00053	0.00028	0.00000	0.00001	0.00016
31	PGAS	0.00174	0.00098	0.00014	0.00006	0.00038	0.00019
32	PTBA	0.00080	0.00015	0.00014	0.00077	0.00004	0.00005
33	PTPP	0.00015	0.00307	0.00025	0.00067	0.00012	0.00151
34	PWON	0.00015	0.00040	0.00000	0.00011	0.00004	0.00027
35	SCMA	0.00015	0.00004	0.00007	0.00116	0.00000	0.00083
36	SMGR	0.00029	0.00001	0.00003	0.00046	0.00206	0.00016
37	SRIL	0.00001	0.00037	0.00006	0.00010	0.00043	0.00014
38	TBIG	0.00001	0.00003	0.00038	0.00000	0.00004	0.00000
39	TKIM	0.00003	0.00002	0.00025	0.00065	0.00088	0.00276
40	TLKM	0.00009	0.00000	0.00004	0.00002	0.00021	0.00027
41	TOWR	0.00004	0.00002	0.00115	0.00000	0.00124	0.00002
42	UNTR	0.00018	0.00000	0.00002	0.00016	0.00013	0.00001
43	UNVR	0.00027	0.00031	0.00006	0.00000	0.00064	0.00037
44	WIKA	0.00000	0.00099	0.00056	0.00060	0.00008	0.00001
45	WSKT	0.00027	0.00119	0.00089	0.00020	0.00000	0.00079

Lampiran 12. Data Nilai Varians *Abnormal Return* Saham Emiten

No	Kode Emiten	5 Februari (H-3)	6 Februari (H-2)	7 Februari (H-1)	11 Februari (H+1)	12 Februari (H+2)	13 Februari (H+3)
1	ACES	0.00007	0.00005	0.00003	0.00007	0.00000	0.00003
2	ADRO	0.00001	0.00007	0.00004	0.00003	0.00000	0.00001
3	AKRA	0.00000	0.00013	0.00013	0.00001	0.00017	0.00003
4	ANTM	0.00002	0.00009	0.00000	0.00002	0.00001	0.00018
5	ASII	0.00001	0.00009	0.00002	0.00001	0.00001	0.00001
6	BBCA	0.00000	0.00000	0.00000	0.00000	0.00000	0.00000
7	BBNI	0.00000	0.00002	0.00000	0.00000	0.00000	0.00008
8	BBRI	0.00004	0.00000	0.00000	0.00000	0.00001	0.00003
9	BBTN	0.00010	0.00018	0.00000	0.00002	0.00000	0.00000
10	BMRI	0.00000	0.00001	0.00001	0.00000	0.00000	0.00001
11	BRPT	0.00000	0.00013	0.00008	0.00001	0.00003	0.00003
12	BSDE	0.00000	0.00015	0.00000	0.00000	0.00002	0.00001
13	BTPS	0.00006	0.00009	0.00001	0.00104	0.00015	0.00021
14	CPIN	0.00080	0.00030	0.00009	0.00002	0.00004	0.00016
15	CTRA	0.00001	0.00004	0.00000	0.00002	0.00001	0.00004
16	ERAA	0.00027	0.00045	0.00001	0.00007	0.00001	0.00000
17	EXCL	0.00001	0.00000	0.00000	0.00009	0.00001	0.00032
18	GGRM	0.00000	0.00003	0.00003	0.00000	0.00000	0.00001
19	HMSP	0.00008	0.00004	0.00002	0.00000	0.00002	0.00001
20	ICBP	0.00001	0.00003	0.00002	0.00000	0.00033	0.00010
21	INCO	0.00001	0.00001	0.00000	0.00003	0.00001	0.00007
22	INDF	0.00000	0.00001	0.00017	0.00000	0.00076	0.00007
23	INKP	0.00000	0.00020	0.00000	0.00001	0.00007	0.00011
24	INTP	0.00054	0.00015	0.00000	0.00000	0.00000	0.00007

25	ITMG	0.00003	0.00000	0.00004	0.00000	0.00001	0.00002
26	JPFA	0.00000	0.00002	0.00002	0.00001	0.00000	0.00000
27	JSMR	0.00005	0.00011	0.00003	0.00003	0.00002	0.00000
28	KLBF	0.00000	0.00000	0.00006	0.00000	0.00003	0.00001
29	LPPF	0.00019	0.00004	0.00004	0.00004	0.00014	0.00006
30	MNCN	0.00000	0.00010	0.00004	0.00000	0.00000	0.00002
31	PGAS	0.00030	0.00016	0.00002	0.00001	0.00007	0.00003
32	PTBA	0.00006	0.00008	0.00000	0.00006	0.00004	0.00000
33	PTPP	0.00005	0.00041	0.00002	0.00007	0.00005	0.00033
34	PWON	0.00006	0.00003	0.00001	0.00000	0.00000	0.00002
35	SCMA	0.00001	0.00000	0.00000	0.00024	0.00000	0.00011
36	SMGR	0.00013	0.00003	0.00000	0.00002	0.00020	0.00000
37	SRIL	0.00000	0.00006	0.00001	0.00002	0.00007	0.00002
38	TBIG	0.00001	0.00000	0.00004	0.00000	0.00000	0.00001
39	TKIM	0.00007	0.00002	0.00016	0.00002	0.00003	0.00023
40	TLKM	0.00001	0.00000	0.00001	0.00000	0.00004	0.00004
41	TOWR	0.00004	0.00003	0.00010	0.00001	0.00011	0.00003
42	UNTR	0.00001	0.00000	0.00001	0.00001	0.00001	0.00001
43	UNVR	0.00011	0.00001	0.00000	0.00001	0.00004	0.00002
44	WIKA	0.00001	0.00010	0.00015	0.00005	0.00000	0.00002
45	WSKT	0.00002	0.00025	0.00011	0.00006	0.00000	0.00009

Lampiran 13. Data Security Return Variability Saham Emiten

No	Kode Emiten	5 Februari (H-3)	6 Februari (H-2)	7 Februari (H-1)	11 Februari (H+1)	12 Februari (H+2)	13 Februari (H+3)
1	ACES	2.05480	13.47593	15.27610	1.95203	2.74126	15.47016
2	ADRO	37.28876	0.63584	0.04531	23.26449	117.21494	44.16501
3	AKRA	56.37744	5.21317	5.21925	8.65137	6.73195	7.77160
4	ANTM	21.45144	2.31419	590.71822	0.05979	0.00866	9.70151
5	ASII	26.97482	3.10996	15.81311	18.08347	20.77080	0.57154
6	BBCA	36.55698	7.34462	1.98465	0.02182	21.32203	158.13235
7	BBNI	1.39580	3.99258	0.90811	1.73225	49.81679	7.18252
8	BBRI	4.09359	0.69456	0.69993	144.11762	10.16005	8.52649
9	BBTN	9.94800	3.72111	11.33225	15.86660	19.89623	71.38583
10	BMRI	55.08641	0.10606	0.72456	709739.03858	101.62567	30.03074
11	BRPT	53.45272	7.30185	4.53031	2.44292	3.73428	8.67892
12	BSDE	3.75510	6.36829	2.10962	3.72895	5.11752	4.59846
13	BTPS	4.32129	7.51708	10.17503	5.58489	7.17627	6.98718
14	CPIN	6.43715	5.31478	4.77663	9.15357	8.00126	5.06961
15	CTRA	4.17972	6.99868	12.75426	7.53952	3.54277	5.08408
16	ERAA	1.24374	12.20375	125.49701	0.01329	94.08150	136.55920
17	EXCL	3.89588	0.95513	2.29508	5.35325	4.17464	6.36352
18	GGRM	2.95537	6.87378	5.15965	6951.77161	3.02571	8.04968
19	HMSP	8.39694	3.12366	10.93702	2.02324	2.27842	0.65093
20	ICBP	35.99808	0.02642	0.08797	16.28464	9.79276	1.42733
21	INCO	11.07497	1.80887	2.99437	3.47254	1.66871	8.05213
22	INDF	341.37195	2.79136	1.94186	17.59744	8.69151	0.68875
23	INKP	62.25824	4.96956	1.12599	2.23376	7.90208	7.54731
24	INTP	4.40519	9.67320	163.45525	50.36093	3418.98733	11.84023

25	ITMG	11.60373	38.95454	2.84714	0.38880	0.11159	13.66902
26	JPFA	4.41787	6.38335	5.66070	6.53977	5.04139	2.38730
27	JSMR	2.03139	9.77901	15.02496	1.03324	0.66603	133.52833
28	KLBF	21.07107	241.62235	0.50851	1098.93583	22.76884	43.99310
29	LPPF	12.06820	22.60335	0.04367	23.08672	1.53820	0.44608
30	MNCN	0.68182	5.36422	7.07213	1.09912	17.85811	7.48260
31	PGAS	5.84465	6.21646	6.60076	6.98235	5.67372	6.51209
32	PTBA	13.46202	1.89851	144.92892	13.73439	0.98177	54.97951
33	PTPP	2.71510	7.51791	15.18244	10.07123	2.49726	4.52134
34	PWON	2.50609	13.51481	0.16619	45.67988	276765.01097	16.97485
35	SCMA	12.30981	36.03290	18.73914	4.89107	0.15004	7.87865
36	SMGR	2.23642	0.26716	5.78111	24.62704	10.34788	276.72474
37	SRIL	4.87984	6.20108	6.52272	6.38882	5.82153	5.68878
38	TBIG	1.20213	659.12979	10.24026	0.46040	63.01243	0.19796
39	TKIM	0.40020	1.30775	1.56867	36.93807	25.31920	11.89039
40	TLKM	9.15890	22206.78792	3.70912	18.13402	4.74554	7.56662
41	TOWR	0.99196	0.74515	11.23210	0.08899	10.95040	0.56791
42	UNTR	16.80045	1.46408	1.08742	18.30332	21.78186	0.69948
43	UNVR	2.45505	26.52266	130.04394	0.57154	14.96119	22.20948
44	WIKA	0.10841	9.55141	3.68119	11.15686	72.52020	0.62956
45	WSKT	11.60706	4.67345	8.38498	3.42797	4.11450	8.57825

Lampiran 14. Data Rata-Rata *Security Return Variability* Penelitian

No	Kode Emiten	Rata-rata <i>security return variability</i>		No	Kode Emiten	Rata-rata <i>security return variability</i>		No	Kode Emiten	Rata-rata <i>security return variability</i>	
		Sebelum	Sesudah			Sebelum	Sesudah			Sebelum	Sesudah
1	ACES	10.26895	6.72115	16	ERAA	46.31484	76.88466	31	PGAS	6.22063	6.38939
2	ADRO	12.65664	61.54814	17	EXCL	2.38203	5.29714	32	PTBA	53.42982	23.23189
3	AKRA	22.26995	7.71831	18	GGRM	4.99627	2320.94900	33	PTPP	8.47181	5.69661
4	ANTM	204.82795	3.25665	19	HMSP	7.48587	1.65086	34	PWON	5.39570	92275.88857
5	ASII	15.29930	13.14193	20	ICBP	12.03749	9.16824	35	SCMA	22.36062	4.30659
6	BBCA	15.29542	59.82540	21	INCO	5.29274	4.39780	36	SMGR	2.76156	103.89989
7	BBNI	2.09883	19.57719	22	INDF	115.36839	8.99257	37	SRIL	5.86788	5.96638
8	BBRI	1.82936	54.26805	23	INKP	22.78460	5.89438	38	TBIG	223.52406	21.22360
9	BBTN	8.33378	35.71622	24	INTP	59.17788	1160.39616	39	TKIM	1.09221	24.71589
10	BMRI	18.63901	236623.56500	25	ITMG	17.80180	4.72314	40	TLKM	7406.55198	10.14873
11	BRPT	21.76163	4.95204	26	JPFA	5.48731	4.65615	41	TOWR	4.32307	3.86910
12	BSDE	4.07767	4.48164	27	JSMR	8.94512	45.07587	42	UNTR	6.45065	13.59489
13	BTPS	7.33780	6.58278	28	KLBF	87.73398	388.56593	43	UNVR	53.00722	12.58074
14	CPIN	5.50952	7.40815	29	LPPF	11.57174	8.35700	44	WIKA	4.44700	28.10221
15	CTRA	7.97755	5.38879	30	MNCN	4.37272	8.81328	45	WSKT	8.22183	5.37357



Lampiran 15. Hasil Uji Analisis Statistik Deskriptif Ketiga Indikator Pasar

Descriptive Statistics

	N	Minimum	Maximum	Mean	Std. Deviation
AAR_Sebelum	45	-.01062	.02790	.0029393	.00850105
AAR_Sesudah	45	-.03588	.02282	-.0031493	.01215097
ATVA_Sebelum	45	.00019	.00605	.0013411	.00127116
ATVA_Sesudah	45	.00015	.00700	.0011438	.00109836
ASRV_Sebelum	45	1.09221	7406.55198	190.7124929	1101.12570001
ASRV_Sesudah	45	1.65086	236623.56500	7411.3991482	37550.17018798
Valid N (listwise)	45				



Lampiran 16. Hasil Uji Normalitas Data Ketiga Indikator Pasar

One-Sample Kolmogorov-Smirnov Test

		AAR_Sebelum	AAR_Sesudah	ATVA_Sebelum	ATVA_Sesudah	ASRV_Sebelum	ASRV_Sesudah
N		45	45	45	45	45	45
Normal Parameters ^{a,b}	Mean	.0029393	-.0031493	.0013411	.0011438	190.7124929	7411.3991482
	Std. Deviation	.00850105	.01215097	.00127116	.00109836	1101.12570001	37550.17018798
Most Extreme Differences	Absolute	.117	.100	.230	.186	.466	.509
	Positive	.117	.075	.230	.186	.466	.509
	Negative	-.065	-.100	-.183	-.183	-.432	-.422
Test Statistic		.117	.100	.230	.186	.466	.509
Asymp. Sig. (2-tailed)		.146 ^c	.200 ^{c,d}	.000 ^c	.000 ^c	.000 ^c	.000 ^c

a. Test distribution is Normal.

b. Calculated from data.

c. Lilliefors Significance Correction.

d. This is a lower bound of the true significance.



Lampiran 17. Hasil Pengujian Hipotesis Pertama Penelitian

Paired Samples Statistics

		Mean	N	Std. Deviation	Std. Error Mean
Pair 1	AAR_Sebelum	.0029393	45	.00850105	.00126726
	AAR_Sesudah	-.0031493	45	.01215097	.00181136

Paired Samples Correlations

		N	Correlation	Sig.
Pair 1	AAR_Sebelum & AAR_Sesudah	45	.151	.322

Paired Samples Test

		Paired Differences					t	df	Sig. (2-tailed)
		Mean	Std. Deviation	Std. Error Mean	95% Confidence Interval of the Difference				
					Lower	Upper			
Pair 1	AAR_Sebelum - AAR_Sesudah	.00608867	.01373669	.00204774	.00196171	.01021562	2.973	44	.005

Lampiran 18. Hasil Pengujian Hipotesis Kedua Penelitian

Ranks

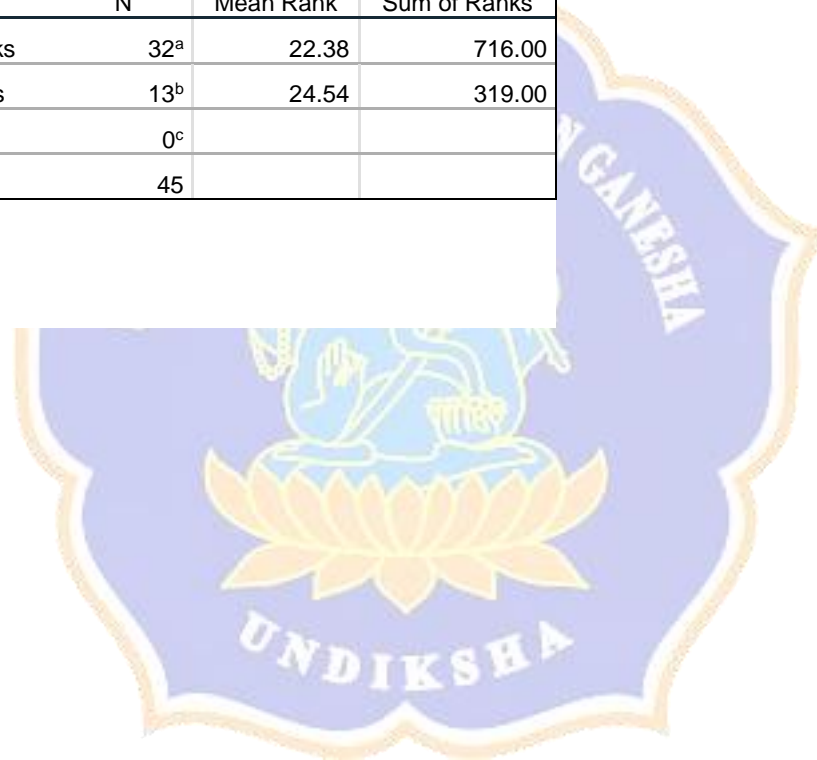
		N	Mean Rank	Sum of Ranks
ATVA_Sesudah -	Negative Ranks	32 ^a	22.38	716.00
ATVA_Sebelum	Positive Ranks	13 ^b	24.54	319.00
	Ties	0 ^c		
	Total	45		

- a. ATVA_Sesudah < ATVA_Sebelum
- b. ATVA_Sesudah > ATVA_Sebelum
- c. ATVA_Sesudah = ATVA_Sebelum

Test Statistics^a

	ATVA_Sesudah
	-
	ATVA_Sebelum
Z	-2.241 ^b
Asymp. Sig. (2-tailed)	.025

- a. Wilcoxon Signed Ranks Test
- b. Based on positive ranks.



Lampiran 19. Hasil Pengujian Hipotesis Ketiga Penelitian

Ranks

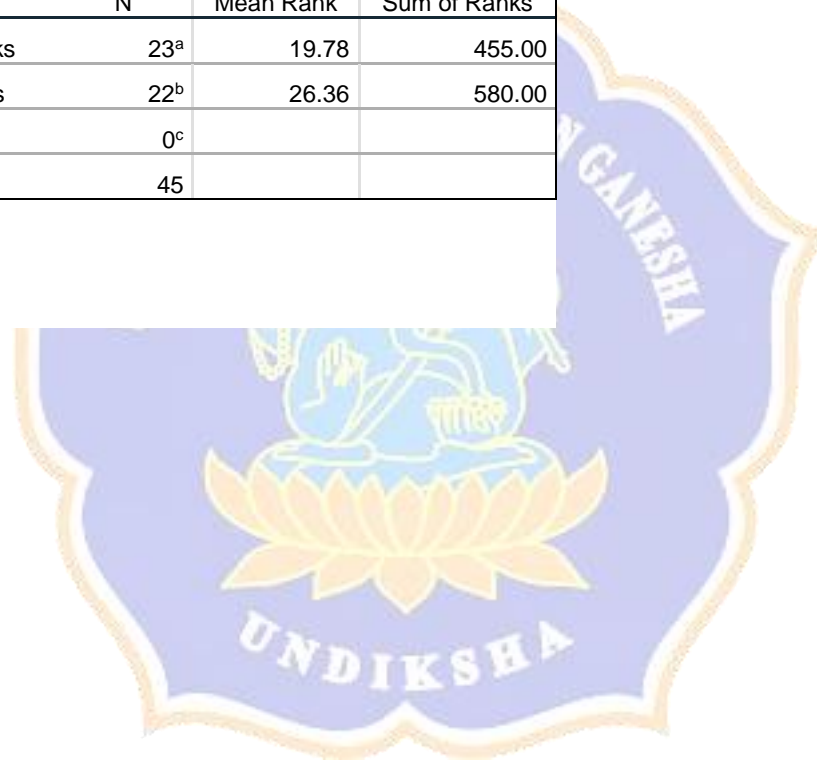
		N	Mean Rank	Sum of Ranks
ASRV_Sesudah -	Negative Ranks	23 ^a	19.78	455.00
ASRV_Sebelum	Positive Ranks	22 ^b	26.36	580.00
	Ties	0 ^c		
	Total	45		

- a. ASRV_Sesudah < ASRV_Sebelum
- b. ASRV_Sesudah > ASRV_Sebelum
- c. ASRV_Sesudah = ASRV_Sebelum

Test Statistics^a

	ASRV_Sesudah
	-
	ASRV_Sebelum
Z	-.705 ^b
Asymp. Sig. (2-tailed)	.481

- a. Wilcoxon Signed Ranks Test
- b. Based on negative ranks.



RIWAYAT HIDUP



I Gede Bayu Darmika lahir di Denpasar pada 1 Januari 1998. Penulis lahir dari pasangan suami istri Bapak I Made Agung Wirata dan Ibu Ni Putu Wiratni. Penulis berkebangsaan Indonesia dan beragama Hindu. Kini penulis beralamat di Br. Tengah Kelod, Desa Gulingan, Kecamatan Mengwi, Kabupaten Badung, Provinsi Bali. Penulis menyelesaikan pendidikan dasar di SD No. 1 Gulingan dan lulus pada tahun 2010. Kemudian penulis melanjutkan di SMP Negeri 1 Mengwi dan lulus pada tahun 2013. Pada tahun 2016, penulis lulus dari SMA Negeri 1 Mengwi dan melanjutkan ke Sarjana 1 Program Studi Akuntansi di Universitas Pendidikan Ganesha. Selanjutnya, mulai tahun 2016 sampai dengan penulisan skripsi ini, penulis masih terdaftar sebagai mahasiswa Program Studi S1 Akuntansi di Universitas Pendidikan Ganesha.




PERNYATAAN

Dengan ini saya menyatakan bahwa karya tulis yang berjudul “Analisis Komparatif Saham LQ45 Sebelum dan Sesudah Peristiwa Dikeluarkannya Indonesia dari Daftar Negara Berkembang oleh Kantor Perwakilan Dagang Amerika Serikat (USTR)” beserta seluruh isinya adalah benar-benar karya sendiri dan saya tidak melakukan penjiplakan dan pengutipan dengan cara-cara yang tidak sesuai dengan etika yang berlaku dalam masyarakat keilmuan. Atas pernyataan ini, saya siap menanggung risiko/sanksi yang dijatuhkan kepada saya apabila kemudian ditemukan adanya pelanggaran atas etika keilmuan dalam karya saya ini atau ada klaim terhadap keaslian karya saya ini.



Singaraja, 1 Juli 2020

Yang membuat Pernyataan,


I Gede Bayu Darmika

NIM. 1617051230