

APPENDICES

Appendix 1. Permission Letter



KEMENTERIAN PENDIDIKAN, KEBUDAYAAN,
RISET DAN TEKNOLOGI
UNIVERSITAS PENDIDIKAN GANESHA
PROGRAM PASCASARJANA

Jalan Udayana Nomor 11 Singaraja, Bali 81116 Telepon 081999440444 Laman www.ppta.udp.ganesha.ac.id

Singaraja, 6 Nopember 2023

Nomor : 5114/UN48.14.1/KM/2023
Hal : **Mohon Ijin Pengambilan Data**
Yth. :
di

Dengan hormat, dalam rangka pengumpulan data untuk Penelitian Tesis mahasiswa Program Pascasarjana Universitas Pendidikan Ganesha, kami mohon kesediaan Bapak/Ibu untuk dapat menerima dan mengizinkan mahasiswa kami sebagai berikut :

Nama : Ida Ayu Fortuna Ningrum
NIM : 2229081043
Semester : III (Tiga)
Program Studi : Pendidikan Bahasa Inggris (S2)
Judul Tesis : **Developing Project-based Material Provided with Shape Poem Technique in Teaching Basic Communication Skill for Students with Autism Spectrum Disorder.**

untuk mendapatkan data/informasi yang dibutuhkan oleh mahasiswa dalam melakukan penelitian.

Atas perhatian, berkenaan dan kerja sama yang baik kami ucapkan terima kasih.

Menyetujui,

Pembimbing I,

Prof. Dr. Nyoman Padmadewi, M.A.
NIP. 196202021988032001

Pembimbing II,

Prof. Dr. I G A Lokita Purnamika Utami, S.Pd., M.Pd.
NIP. 198304022006042001



Mengetahui,
Direktur,
Pascasarjana
Prof. Dr. Ida Bagus Putu Arnyana, M.Si
NIP. 195812311986011005

Appendix 2. Interview Guide for Teacher

Aspect	No	List of Questions for the Teacher
Environment Information	1	How is the inclusive English language learning system in this school?
	2	What is the time allocation for each meeting and each week for English language learning in inclusive class?
	3	What are the learning materials that have been used in conducting English language learning in the class?
Personal Information	4	Does the student have specific sensory sensitivities?
	5	Do students communicate more verbally or non-verbally during class?
	6	Do the students have specific interests in learning?
	7	How's the students' behavior towards each other during classroom learning?
Language Information	8	What language do students speak at home?
	9	What language do students and teachers use during English language lessons in the classroom?
	10	How are the current English language abilities of the students?
Weaknessess	11	What challenges do students face during the process of learning English communication?
	12	What difficulties do teachers face while teaching English communication skills to students?
	13	How do parents at home facilitate language learning difficulties faced by students at school?
Language Learning Information	14	How have you been teaching English communication skills to students?
	15	What kind of activities do students need in the process of learning English communication in the classroom?
	16	What kind of project do students need in the process of learning English communication in the classroom?
	17	Have you previously used the shape poem technique in

		teaching communication skills? If yes, how was its implementation?
Target Situation	18	What are the expected targets of English communication learning in the classroom?
	19	How does the teacher assess students' achievement targets in English communication learning in the classroom?
	20	What are your expectations if there are project-based learning materials that integrate the technique of shape poem in the process of learning to communicate in English in the classroom?



Appendix 3. Results of Content Validity

Content Validity by Content Expert Judge 1

No.	Statements	Relevant	Irrelevant
1	Learning materials are in line with the topics.	√	
2	Learning materials cover relevant activities to the learning objectives.	√	
3	Learning materials cover relevant activities to the students' characteristics.	√	
4	Learning materials use appropriate language features.	√	
5	Learning materials consist of clear instructions.	√	
6	Learning materials provide both of critical and creative activities.	√	
7	Learning materials cover communicative purposes.	√	
8	Learning materials cover relevant activities to the steps of project-based learning	√	
9	Learning materials use authentic context.	√	
10	Learning materials provide collaboration activities.	√	
11	Learning materials provide constructive investigation activities.	√	
12	Learning materials provide opportunity to create final product.	√	
13	Learning materials provide the opportunity to present the product.	√	
14	Learning materials provide the evaluation session.	√	
15	Learning materials cover relevant activities to the steps of shape poem.	√	
16	Learning materials cover relevant shape to the theme.	√	
17	Learning materials cover relevant diction choice to the shape.	√	
18	Learning materials consist of a free rhyme of poem.	√	
19	Learning materials covers examples of simile.	√	

20	Learning materials covers 6-12 lines length of poem.	√	
----	--	---	--

Singaraja, 20 November 2023


 Prof. Dr. Ni Nyoman Padmadewi, M.A.
 NIP. 196202021988032001

Content Validity by Content Expert Judge 2

No.	Statements	Relevant	Irrelevant
1	Learning materials are in line with the topics.	√	
2	Learning materials cover relevant activities to the learning objectives.	√	
3	Learning materials cover relevant activities to the students' characteristics.	√	
4	Learning materials use appropriate language features.	√	
5	Learning materials consist of clear instructions.	√	
6	Learning materials provide both of critical and creative activities.	√	
7	Learning materials cover communicative purposes.	√	
8	Learning materials cover relevant activities to the steps of project-based learning	√	
9	Learning materials use authentic context.	√	
10	Learning materials provide collaboration activities.	√	
11	Learning materials provide constructive investigation activities.	√	
12	Learning materials provide opportunity to create final product.	√	
13	Learning materials provide the opportunity to	√	

	present the product.		
14	Learning materials provide the evaluation session.	√	
15	Learning materials cover relevant activities to the steps of shape poem.	√	
16	Learning materials cover relevant shape to the theme.	√	
17	Learning materials cover relevant diction choice to the shape.	√	
18	Learning materials consist of a free rhyme of poem.	√	
19	Learning materials covers examples of simile.	√	
20	Learning materials covers 6-12 lines length of poem.	√	

Singaraja, 20 November 2023



Prof. Dr. I G A Lokita Purnamika Utami, S.Pd., M.Pd.
NIP. . 198304022006042001

Content Validity by Media Expert Judge 1

No.	Statements	Relevant	Irrelevant
1	Learning materials are easy to be carried.	√	
2	Learning materials does not take much space.	√	
3	Learning materials are easy to be used.	√	
4	Learning materials can be used by diverse learners.	√	
5	Learning materials can be used for individual activities.	√	
6	Learning materials can be used for group activities	√	
7	Learning materials support the student-centered learning process.	√	
8	Learning materials guide the students to work collaboratively.	√	
9	Learning materials can encourage students' independent learning.	√	

10	Learning materials use appropriate design.	√	
11	Learning materials use appropriate color composition.	√	
12	Learning materials use appropriate font choice.	√	
13	Learning materials use appropriate font size.	√	
14	Learning materials use appropriate space.	√	
15	Learning materials use appropriate spelling.	√	
16	Learning materials use appropriate punctuation.	√	
17	Learning materials use appropriate capitalization.	√	
18	Learning materials provide clear guidance in every activity.	√	
19	Learning materials provide clear and systematic presentation of the text.	√	
20	Learning materials provide clear and systematic presentation of the illustration.	√	

Singaraja, 20 November 2023


 Prof. Dr. Ni Nyoman Padmadewi, M.A.
 NIP. 196202021988032001

Content Validity by Media Expert Judge 2

No.	Statements	Relevant	Irrelevant
1	Learning materials are easy to be carried.	√	
2	Learning materials does not take much space.	√	
3	Learning materials are easy to be used.	√	
4	Learning materials can be used by diverse learners.	√	
5	Learning materials can be used for individual activities.	√	
6	Learning materials can be used for group activities	√	

7	Learning materials support the student-centered learning process.	√	
8	Learning materials guide the students to work collaboratively.	√	
9	Learning materials can encourage students' independent learning.	√	
10	Learning materials use appropriate design.	√	
11	Learning materials use appropriate color composition.	√	
12	Learning materials use appropriate font choice.	√	
13	Learning materials use appropriate font size.	√	
14	Learning materials use appropriate space.	√	
15	Learning materials use appropriate spelling.	√	
16	Learning materials use appropriate punctuation.	√	
17	Learning materials use appropriate capitalization.	√	
18	Learning materials provide clear guidance in every activity.	√	
19	Learning materials provide clear and systematic presentation of the text.	√	
20	Learning materials provide clear and systematic presentation of the illustration.	√	

Singaraja, 20 November 2023



Prof. Dr. I G A Lokita Purnamika Utami, S.Pd., M.Pd.
NIP. . 198304022006042001

Appendix 4. Results of Product Quality

Product Content Judgement by Expert Judge

No.	Aspect	Statements	Criteria				
			1	2	3	4	5
1	Content of Learning	Learning materials are in line with the topics					✓
2	Material (adapted from Romansyah, 2016; Widodo and Jasmadi, 2008)	Learning materials cover relevant activities to the learning objectives.					✓
3		Learning materials cover relevant activities to the students' characteristics.					✓
4		Learning materials use appropriate language features.					✓
5		Learning materials consist of clear instructions.					✓
6		Learning materials provide both of critical and creative activities.					✓
7		Learning materials cover communicative purposes.					✓
8		PjBL Features (adapted from Thomas, 2002	Learning materials cover relevant activities to the steps of project-based learning				
9	as cited in Sumartini et	Learning materials use authentic context.					✓
10	al., 2019), Larmer et al.	Learning materials provide collaboration activities.					✓
11	(2015), Krajcik & Shin (2014)	Learning materials provide constructive investigation activities.					✓
12		Learning materials provide					✓

		opportunity to create final product.					
13		Learning materials provide the opportunity to present the product.					✓
14		Learning materials provide the evaluation session.					✓
15	Shape Poem Characteristics (adapted from	Learning materials cover relevant activities to the steps of shape poem.					✓
16	Maley & Peachey,	Learning materials cover relevant shape to the theme.					✓
17	2017)	Learning materials cover relevant diction choice to the shape.					✓
18		Learning materials consist of a free rhyme of poem.					✓
19		Learning materials covers examples of simile.					✓
20		Learning materials covers 6-12 lines length of poem.					✓

Singaraja, 14 Desember 2023


 Prof. Dr. Ni Nyoman Padmadewi, M.A.
 NIP. 196202021988032001

Product Media Judgement by Expert Judge

No.	Aspect	Statements	Criteria				
			1	2	3	4	5
1	Practicality (adapted from Andriyani & Suniasih, 2021; Fleming, 2005)	Learning materials are easy to be carried.					✓
2		Learning materials does not take much space.					✓
3		Learning materials are easy to be used.					✓
4		Learning materials can be used by diverse learners.					✓
5		Learning materials can be used for individual activities.					✓
6		Learning materials can be used for group activities					✓
7		Learning materials support the student-centered learning process.					✓
8		Learning materials guide the students to work collaboratively.					✓
9		Learning materials can encourage students' independent learning.					✓
10	Display (adapted from Andriyani & Suniasih, 2021; Fleming, 2005)	Learning materials use appropriate design.					✓
11		Learning materials use appropriate color composition.					✓
12		Learning materials use appropriate font choice.					✓
13		Learning materials use					✓

		appropriate font size.					
14		Learning materials use appropriate space.					✓
15		Learning materials use appropriate spelling.					✓
16		Learning materials use appropriate punctuation.					✓
17		Learning materials use appropriate capitalization.					✓
18		Learning materials provide clear guidance in every activity.					✓
19		Learning materials provide clear and systematic presentation of the text.					✓
20		Learning materials provide clear and systematic presentation of the illustration.					✓

Singaraja, 14 Desember 2023

Prof. Dr. Ni Nyoman Padmadewi, M.A.
NIP. 196202021988032001

Product Content Judgement by User Judge

No.	Aspect	Statements	Criteria					
			1	2	3	4	5	
1	Content of Learning Material (adapted from Romansyah, 2016; Widodo and Jasmadi, 2008)	Learning materials are in line with the topics.					✓	
2		Learning materials cover relevant activities to the learning objectives.					✓	
3		Learning materials cover relevant activities to the students' characteristics.					✓	
4		Learning materials use appropriate language features.					✓	
5		Learning materials consist of clear instructions.					✓	
6		Learning materials provide both of critical and creative activities.					✓	
7		Learning materials cover communicative purposes.					✓	
8		PjBL Features (adapted from Thomas, 2002 as cited in Sumartini et al., 2019), Larmer et al. (2015), Krajcik & Shin (2014)	Learning materials cover relevant activities to the steps of project-based learning					✓
9			Learning materials use authentic context.					✓
10			Learning materials provide collaboration activities.					✓
11			Learning materials provide constructive investigation activities.					✓
12			Learning materials provide opportunity to create final product.					✓

13		Learning materials provide the opportunity to present the product.					✓
14		Learning materials provide the evaluation session.					✓
15	Shape Poem Characteristics (adapted from	Learning materials cover relevant activities to the steps of shape poem.					✓
16	Maley & Peachey,	Learning materials cover relevant shape to the theme.					✓
17	2017)	Learning materials cover relevant diction choice to the shape.					✓
18		Learning materials consist of a free rhyme of poem.					✓
19		Learning materials covers examples of simile.					✓
20		Learning materials covers 6-12 lines length of poem.					✓

Singaraja, 14 Desember 2023

Rani

Made Raninta Candra Dewi, S.Pd.

Product Media Judgement by User Judge

No.	Aspect	Statements	Criteria				
			1	2	3	4	5
1	Practicality (adapted from Andriyani & Suniasih, 2021; Fleming, 2005)	Learning materials are easy to be carried.					✓
2		Learning materials does not take much space.					✓
3		Learning materials are easy to be used.					✓
4		Learning materials can be used by diverse learners.					✓
5		Learning materials can be used for individual activities.					✓
6		Learning materials can be used for group activities					✓
7		Learning materials support the student-centered learning process.					✓
8		Learning materials guide the students to work collaboratively.					✓
9		Learning materials can encourage students' independent learning.					✓
10	Display (adapted from Andriyani & Suniasih, 2021; Fleming, 2005)	Learning materials use appropriate design.					✓
11		Learning materials use appropriate color composition.					✓
12		Learning materials use appropriate font choice.					✓
13		Learning materials use					✓

		appropriate font size.					
14		Learning materials use appropriate space.					✓
15		Learning materials use appropriate spelling.					✓
16		Learning materials use appropriate punctuation.					✓
17		Learning materials use appropriate capitalization.					✓
18		Learning materials provide clear guidance in every activity.					✓
19		Learning materials provide clear and systematic presentation of the text.					✓
20		Learning materials provide clear and systematic presentation of the illustration.					✓

Singaraja, 14 Desember

2023



Made Raninta Candra Dewi, S.Pd.

Appendix 5. Display of the Product

Please kindly click the following link or scan the barcode to see the full version of the product: <https://shorturl.at/lwyH5>





Appendix 6. Samples of Students Work


MAIN ACTIVITY
P.Jil Step - 7 Implementing Project Steps

ACTIVITY 2. LET'S COMPLETE IT!
Fill in the blank with the correct word to complete the poem.


sun head kick lion
-field- shoes run


1. 
On the green field.


2. 
I run so fast


3. 
like a lion in the jungle.

sun head kick lion
-field- shoes run

4. 
Under the bright sun.

5. 
I wear shoes black and white.

6. 
With my favorite sneakers.

7. 
I kick this round thing to the goal.

What do you need for _____

drawing	gardening	playing football	cycling
			
			
			

MAIN ACTIVITY
P.Jil Step - 7 Implementing Project Steps

ACTIVITY 3. LET'S MAKE A SHAPE POEM!
Describe the poem above on the lines given inside the shape.

On the green field,
I run so fast like
lion in the jungle,
Under the bright sun
with my favorite shoes,
I kick this round thing
to the goal.

PRE-ACTIVITY
P.Jil Step - 3 Implementing Project Steps

ACTIVITY 4. LET'S GET TO KNOW "SHAPE POEM"!
Guess what this shape poem tells about.
Write the answer.

Can you guess what this shape poem tells about?

Rectangle space opens wide, ready
to be filled with joy, I take my pencil,
draw and erase, let my imagination
flow like a river. Shapes and doodles
fill the space. Crayons wait to make it
as colorful as flowers in the garden.

This shape poem tells about _____

Hint: You can use the words and the shape of the words to help you.

Main Activity - Implementing Project Step

ACTIVITY 4. IT'S YOUR TURN: BRAINSTORMING!

1. Work in pairs.
2. Cut 1 object to express your hobby.
3. Stick the object in the box.
4. Think about some words to describe the object. Write it on the blue box.

1. COLORFUL
2. PARTIAL
3. GAME
4. PUZZLE

5. Write phrases/sentences from those words in the box below.

1. The puzzle is colorful.
2. WE CAN PLAY PUZZLE AT HOME.
3. PLAYING PUZZLE IS FUN.
4. I CAN MATCH THE PUZZLE.
5. I CAN PLAY AT SCHOOL.

MAIN ACTIVITY
P.Jil Step - 3 Preparing Schedule

ACTIVITY 5. IT'S YOUR TURN: MAKE A SHAPE POEM!

1. Work in pairs. You have 30 minutes to finish the shape poem.
2. Draw the shape of your object.
3. Draw the lines inside the shape. For example:

4. Write your phrases/sentences on those lines.
5. Your teacher will walk around to check your progress.

ZENGARDEN
FLOWER POT
I CAN PLAY PUZZLE AT HOME
I CAN MATCH THE PUZZLE
I CAN PLAY AT SCHOOL

MAIN ACTIVITY
P.Jil Step - 7 Implementing Project Steps

ACTIVITY 5. LET'S TRY IT!
Choose something to describe a hobby! Let's choose... ball for playing football.
Think about all the words to describe a ball for playing football.

What do you think about ball?

What words do you describe a ball for playing football?

black and white
round
field

kick
run
head

What else?

1. goal
2. net
3. field
4. ball
5. player

Main Activity - Implementing Project Step

ACTIVITY 4. IT'S YOUR TURN: BRAINSTORMING!

1. Work in pairs.
2. Cut 1 object to express your hobby.
3. Stick the object in the box.
4. Think about some words to describe the object. Write it on the blue box.

1. COLORFUL
2. PARTIAL
3. GAME
4. PUZZLE

5. Write phrases/sentences from those words in the box below.

1. FLOWER POT IS BEAUTIFUL
2. THE PARK SQUARE
3. GAME
4. ZENGARDEN
5. PLANT
6. ROOF








MAIN ACTIVITY
P.Jil Step - 3 Preparing Schedule

ACTIVITY 5. IT'S YOUR TURN: MAKE A SHAPE POEM!

1. Work in pairs. You have 30 minutes to finish the shape poem.
2. Draw the shape of your object.
3. Draw the lines inside the shape. For example:

4. Write your phrases/sentences on those lines.
5. Your teacher will walk around to check your progress.

THE PUZZLE IS COLORFUL
WE CAN PLAY PUZZLE AT HOME
PLAYING PUZZLE IS FUN
I CAN MATCH THE PUZZLE
WE CAN PLAY AT SCHOOL

drawing	gardening	singing	swimming	reading
				
				

gardening
1. LOVE
2. SUNNY
3. WAYS
4. GROWS
5. HAPPY

reading
1. BALANCE
2. SINGING
3. CREATING
4. READING
5. DRAWING

Appendix 7. Documentation

