

APPENDIX 01

OBSERVATION SHEET

Date	Activity	Media	Note
22 July 2019	Phonic Knowledge	<u>Letter card</u> the shape of letter put in the card	- combining letters to be blended sound - two letters first (consonant and vowel) to be blended sound - Letter card in surmise form - Teacher and student sit down in front of tree pointing - vowels on the branches - STPNAI first → Jollypho cs - introduce one letter one sound first - teacher sounded (In /ae) (P /ae) (S /ae) (T /ae) one by one - student sounded them to be blended sound - No help in sandling

OBSERVATION SHEET

Date	Activity	Media	Note
29 July 2019	vocabulary learnings	picture card	<ul style="list-style-type: none"> - picture card classified based on name of things that have same initial sound of letter - there are two language, USA, Indonesian and English - the name of picture on the back side - is shape sitting arrangement - 10 picture cards first (initial sound of letter 'e') - teacher introduced the sound of name of the picture. For example: teacher said 'camp' the students imitate the sound - they did it until the last picture card - students sounded without teacher's help - at last first there students to sounds the name of picture. All got the turn. - the learned picture hunt game in the next
30 July 2019			<ul style="list-style-type: none"> - recated the students' understanding - arranged the picture card randomly - the teacher sounded the name and the students find which picture card based in the teacher said

OBSERVATION SHEET

Date	Activity	Media	Note
29 July 2019	vocabulary learning	picture board arranged based on theme	<ul style="list-style-type: none"> - introduces infants in environmental surrounding based on theme - spoken language - picture board more complex because there are items - the topic was about classroom - learned theme based vocabulary - size picture board 55 cm x 45 cm - there were puzzle - it shape sitting arrangement - transforming about items found in the class - teacher introduce the name of items - the students imitate - the students matched the puzzle with the items in picture board one by one - the students played guess game showing the real items found in the class. It is based on the condition of theme

OBSERVATION SHEET

Date	Activity	Media	Note
1 Augustus 2019	Phonic Le Saulodge	Large movable Alphabet	<ul style="list-style-type: none"> - there is large wooden box which consists of lower case letter in cardboard, mat and picture card - the picture card is different with picture card in matching card activity if the site and the arrangement and the name is different - for the first time, three letter phonetic word first practice building word based on sound the hear - teacher introduce how to be responsible with this media, - the teacher gave instruction to look for the letter based the sound letter of the teacher - the student build word began with three letter phonetic word - the first word was bag. teacher sounded are by one those letter and the student build the word bag. - next, the teacher only sound the word sun. the students build the word based on the sound of teacher

OBSERVATION SHEET

Date	Activity	Media	Note
1 Augustus 2019	Phonic Le Saulodge	Large movable Alphabet	<ul style="list-style-type: none"> - there is large wooden box which consists of lower case letter in cardboard, mat and picture card - the picture card is different with picture card in matching card activity if the site and the arrangement and the name is different - for the first time, three letter phonetic word first practice building word based on sound the hear - teacher introduce how to be responsible with this media, - the teacher gave instruction to look for the letter based the sound letter of the teacher - the student build word began with three letter phonetic word - the first word was bag. teacher sounded are by one those letter and the student build the word bag. - next, the teacher only sound the word sun. the students build the word based on the sound of teacher

OBSERVATION SHEET

Date	Activity	Media	Note
5 Agustus 2019	Reading	Nomenclature card	<ul style="list-style-type: none"> - this card is picture and the label - two kinds of nomenclature card (Indonesian and English) - the name of picture selected based on the same initial letter sound of the label both Indonesian and English - practice to read - the label put under the picture - this card put on the table - the students started to read the word in this card - after reading, the students wrote down what they have read in the book and the teacher check it



OBSERVATION SHEET

Date	Activity	Media	Note
5 Agustus 2019	vocabulary learning	vocabulary card	<ul style="list-style-type: none"> - learning vocabulary by listening to the sound and observing the visual of picture - enrich students vocabulary - there are 14 themes of vocabulary card, wild animals, bird, vegetable, animal, house, herbs, insect, nut, land, seed, fish, cloth, fruit, wind instrument, flower, mammal, reptile - one theme in a day - U shape sitting arrangement on the floor - the teacher introduce the name of animals - the teacher showed the vocabulary card and the student answered the sound name of wild animals - 10 vocabulary card first asked to sounds the name of wild animal one by one

UNDIKSHA

OBSERVATION SHEET

Date	Activity	Media	Note
6 Agustus 2019	Fine motor	metal inset	<ul style="list-style-type: none">- tracing the frame of shapes- there are several shapes such as circle oval square rectangle triangle and trapezoid- prepare for writing muted students- the students trace the shape inside the frame by using pencil color the like.- After tracing, they bold it without removing bold the frame- After tracing and bolding the shape they made- they may trace more than one frame

OBSERVATION SHEET

Date	Activity	Media	Note
8 August 2019	Fine motor	prewriting worksheet tracing coloring drawing	<ul style="list-style-type: none"> - the students traced the dotted lines - there are some kinds of dotted lines, dotted straight lines, dotted zigzag lines, dotted curve lines, dotted circle, dotted triangle - they traced it by using pencil - traced the dotted lines to be right treat - tracing dotted lines is a must - when tracing for the first time, they practiced how to hold pencil grip correctly - they started to trace the dotted curves lines - they started to trace the dotted curves lines - they may trace more than one worksheet in a day - there are also some students who work on coloring something by using pencil color they like - they were also students drawing something they want in blank worksheet by using pencil color they like

OBSERVATION SHEET

Date	Activity	Media	Note
12 Agustus 2019	Phonemic Awarenes	Miniature or Vocabulary card	<ul style="list-style-type: none"> - often called I spy Game - Spoken sound of letter that make up words - no letter name - the media used is miniature of animal - the student was in the first time to learn with sound game - this student learned the initial sound of letter first - student recalled the name of the animal - teacher explained the rule of sound game I spy something begin with sound /b/. - start the game teacher said I spy something begin with sound /b/ next student answer snake - Next, /z/. student little bit answered zebra → Confused - next /l/, student's answered Lion - next /h/, student answered horse.

OBSERVATION SHEET

Date	Activity	Media	Note
16 Agustus 2019	Early Writing	Sand paper letter Sand tray colored sand in the tray tracing letter worksheet	<ul style="list-style-type: none"> - cursive letter - the letter made from sand paper letter - put it in plywood - prepare for writing - invited one student who ready to learn letter B - give example how to follow the contour letter B based on writing direction and how to sound the letter B - The student worked individually follow the contour and sound it - tracing and sounding until capable - After learning the shape they form the letter in the sand tray - they use index finger - they allowed to do it more than once - teacher gave example how to trace dotted cursive letter B in the first worksheet - the students allowed to work individually - After tracing they had to tracing and copying the letter in empty space of the second worksheet - in the next day the student compose letter they have learned

APPENDIX O2

1. Vocabulary Learning

a. Vocabulary enrichment



UNDIKSHA

UNDIKSHA




b. Matching Card





c. Picture Board



2. Phonemic Awareness

Sound Game



KAN GANESHA


UNDIKSHA




3. Fine Motor Skill

a. Drawing Inset





b. Prewriting





- 4. Early Writing
 - a. Sandpaper Letter







b. Sand Tray





c. Tracing Letter





- 5. Phonic Knowledge
 - a. Vowel Tree



b. Large Movable Alphabet



6. Reading

a. Reading Card

Implementation reading card D





GANESHA

b. Word Card

