

APPENDICES

Appendices 1. Research Permission Letter



KEMENTERIAN PENDIDIKAN, KEBUDAYAAN, RISET DAN TEKNOLOGI
UNIVERSITAS PENDIDIKAN GANESHA

FAKULTAS BAHASA DAN SENI
Jalan A.Yani No. 67 Singaraja Bali Kode Pos 81116 Telepon
(0362) 21541 Fax. (0362) 27561
Laman: fbs.undiksha.ac.id

Nomor : 73/UN48.7.1/DT/2024

10 Januari 2024

Perihal : Permohonan Izin Penelitian

Yth. Kepala Sekola Aura Sukma Insani Kindergarten di
Singaraja

Dalam rangka pengumpulan data untuk menyelesaikan Skripsi/Tugas Akhir, dengan hormat kami mohon
agar Bapak/Ibu mengizinkan mahasiswa di bawah ini:

Nama	: I Gst Ayu Putu Ananda Santhika Artawan
NIM	: 2012021107
Jurusan	: Bahasa Asing
Program Studi	: Pendidikan Bahasa Inggris
Jenjang	: S1
Tahun Akademik	: 2023/2024
Judul	: The Implementation of Learning English with Flashcards on Vocabulary Mastery of Autism Spectrum Disorder (ASD) Students

untuk mencari data yang diperlukan pada institusi yang Bapak/Ibu pimpin. Atas perhatian dan bantuan
Bapak/Ibu, kami ucapkan terima kasih.



a.n. Dekan, Wakil
Dekan I

Dr. Ni Luh Putu Eka Sulistia Dewi, S.Pd., M.Pd. NIP.
198104192006042002

Tembusan:

1. Dekan FBS Undiksha Singaraja
2. Kaprodi. Bahasa Asing
3. Sub Bagian Pendidikan FBS

Appendices 2. Teaching Scenario

Teaching Scenario of Implementation Learning English with Flashcards on Vocabulary Mastery of ASD Students	
Steps	Instruction
Preliminary (10 Minutes)	<ol style="list-style-type: none"> 1. The teacher greets the student and leads a prayer before starting the lesson. 2. The teacher makes sure that the student's sitting position is comfortable and ready to learn. 3. The teacher asks about the child's feelings and asks about activities before going to school. 4. The teacher explains briefly the activities to be carried out.
Main Activity (30 Minutes)	<ol style="list-style-type: none"> 1. The teacher prepares learning media in the form of flashcards (family members and body parts). 2. The teacher makes eye contact with the students. 3. The teacher introduces media flashcards to students. 4. The teacher explains vocabulary based on pictures on flashcards. 5. The student observes each picture on the flashcards. 6. The teacher repeats the vocabulary by explaining the flashcards one by one. 7. The student is asked to pronounce vocabulary based on the pictures on the flashcards. 8. The teacher gives a brief description according to the vocabulary on the flashcards. 9. The student practice pronouncing vocabulary based on flashcards. 10. The teacher does the same steps as numbers 7 to 9. 11. The teacher gives vocabulary on flashcards randomly and asks students to name the vocabulary according to the picture. 12. The teacher gives rewards with high fives, applause, or saying "smart/good job/great" or other rewards.
Closing Activity (5 Minutes)	<ol style="list-style-type: none"> 1. The teacher does reflection, feedback, and closing the learning activities. 2. The teacher guides students to pray after learning.

Appendices 3. Observation Sheet

Meeting :
Material :
Date :
Place :
Observer :

No	Aspect to be Observed	Description
1.	Subject has curiosity about flashcard media	
2.	Subject's response during the implementation of learning using flashcards media	
3.	The subject is motivated to do activities	
4.	The subject can pay attention to the explanation of the material	
5.	Subject can follow the instructions given	
7.	The subject can recognize the vocabulary shown	
8.	The subject can mention the vocabulary shown	

Appendices 4. Interview Sheet

Informant :

Date :

Place :

Interviewer :

No.	Pertanyaan	Keterangan
1.	Bagaimana kemampuan subjek dalam penguasaan kosakata sebelum diberikan treatment menggunakan flashcards?	
2.	Bagaimana kemampuan subjek dalam penguasaan kosakata setelah diberikan treatment menggunakan flashcards?	
3.	Bagaimana pendapat guru terkait penerapan flashcards sebagai media pembelajaran kosakata Bahasa Inggris pada anak dengan autisme?	
4.	Apa manfaat dari media flashcards dalam pembelajaran kosakata Bahasa Inggris?	
5.	Bagaimana keaktifan subjek dalam mengikuti pembelajaran menggunakan flashcards?	
6.	Bagaimana peningkatan hasil belajar kosakata pada subjek?	
7.	Apa kesulitan yang dihadapi saat menerapkan media flashcards dalam pembelajaran kosakata?	

Appendices 5. Vocabulary Test Sheet

5.a Mentioning Family Members Vocabulary

Subject's Initials:

Meeting :

Mention the vocabulary words that match the pictures on the flashcards!

No	Pictures	Correct	Incorrect
1.			
2.			
3.			
4.			
5.			
6.			
7.			
8.			
9.			
10.			
11.			
12.			
13.			
14.			
15.			
16.			

5.b Mentioning Body Parts Vocabulary

Subject's Initials:

Meeting :

Mention the vocabulary words that match the pictures on the flashcards!

No	Pictures	Correct	Incorrect
1.			
2.			
3.			
4.			
5.			
6.			
7.			
8.			
9.			
10.			
11.			
12.			
13.			
14.			
15.			
16.			
17.			
18.			
19.			
20.			
21.			
22.			

Appendices 6. Expert Judgement

EXPERT JUDGMENT (OBSERVATION SHEET)

Expert: Prof. Dr. Ni Nyoman Padmadewi, M.A.

Item Number	Decision		Suggestion
	Relevant	Irrelevant	
1			
2			
3			
4			
5			
6			
7			

Singaraja,

Judge I

Prof. Dr. Ni Nyoman Padmadewi, M.A.

NIP. 196202021988032001

EXPERT JUDGMENT (OBSERVATION SHEET)

Expert: Kadek Sintya Dewi, S.Pd., M.Pd.

Item Number	Decision		Suggestion
	Relevant	Irrelevant	
1			
2			
3			
4			
5			
6			
7			

Singaraja, _____

Judge II

Kadek Sintya Dewi, S.Pd., M.Pd.

NIP. 198803232015042004



EXPERT JUDGMENT (INTERVIEW SHEET)

Expert: Prof. Dr. Ni Nyoman Padmadewi, M.A.


Item Number	Decision		Suggestion
	Relevant	Irrelevant	
1			
2			
3			
4			
5			
6			
7			

Singaraja, _____

Judge I

Prof. Dr. Ni Nyoman Padmadewi, M.A.

NIP. 196202021988032001



EXPERT JUDGMENT (INTERVIEW SHEET)

Expert: Kadek Sintya Dewi, S.Pd., M.Pd.

Item Number	Decision		Suggestion
	Relevant	Irrelevant	
1			
2			
3			
4			
5			
6			
7			

Singaraja, _____

Judge II

Kadek Sintya Dewi, S.Pd., M.Pd.

NIP. 198803232015042004



EXPERT JUDGMENT (VOCABULARY TEST SHEET)

Expert : Prof. Dr. Ni Nyoman Padmadewi, M.A.

Material : Family Members

Item Number	Decision		Suggestion
	Relevant	Irrelevant	
1			
2			
3			
4			
5			
6			
7			
8			
9			
10			
11			
12			
13			
14			
15			
16			

Singaraja, _____

Judge I

Prof. Dr. Ni Nyoman Padmadewi, M.A.

NIP. 196202021988032001

EXPERT JUDGMENT (VOCABULARY TEST SHEET)

Expert : Kadek Sintya Dewi, S.Pd., M.Pd.

Material : Family Members

Item Number	Decision		Suggestion
	Relevant	Irrelevant	
1			
2			
3			
4			
5			
6			
7			
8			
9			
10			
11			
12			
13			
14			
15			
16			

Singaraja, _____

Judge II

Kadek Sintya Dewi, S.Pd., M.Pd.

NIP. 198803232015042004

EXPERT JUDGMENT (VOCABULARY TEST SHEET)

Expert : Prof. Dr. Ni Nyoman Padmadewi, M.A.

Material : Body Parts

Item Number	Decision		Suggestion
	Relevant	Irrelevant	
1			
2			
3			
4			
5			
6			
7			
8			
9			
10			
11			
12			
13			
14			
15			
16			
17			
18			
19			
20			
21			
22			

Singaraja, _____

Judge I

Prof. Dr. Ni Nyoman Padmadewi, M.A.

NIP. 196202021988032001

EXPERT JUDGMENT (VOCABULARY TEST SHEET)

Expert : Kadek Sintya Dewi, S.Pd., M.Pd.

Material : Body Parts

Item Number	Decision		Suggestion
	Relevant	Irrelevant	
1			
2			
3			
4			
5			
6			
7			
8			
9			
10			
11			
12			
13			
14			
15			
16			
17			
18			
19			
20			
21			
22			

Singaraja, _____

Judge II

Kadek Sintya Dewi, S.Pd., M.Pd.

NIP. 198803232015042004

Appendices 7. Data Result

7.a Observation Result

Meeting : 1
Material : Family Members
Date : 25 September 2023
Place : Class B1
Observer : Santhika

No	Aspect to be Observed	Description
1.	Subject has curiosity about flashcard media	The subject was still confused by the flashcard media brought by the researcher
2.	Subject's response during the implementation of learning using flashcards media	The subject can follow the treatment activities using flashcards but is still accompanied by the teacher. The subject has not been able to respond to questions given by the researcher
3.	The subject is motivated to do activities	The subject looks enthusiastic in participating in the activity but has not been able to follow the instructions given by the researcher well
4.	The subject can pay attention to the explanation of the material	The subject was less attention when the researcher explained the material about family members
5.	Subject can follow the instructions given	The subject has not able to follow the instruction given by the researcher
7.	The subject can recognize the vocabulary shown	The subject can recognize some family member vocabulary shown by the researcher
8.	The subject can mention the vocabulary shown	The subject can mention some family member vocabulary, but there are difficulties in pronouncing vocabulary that has the letter "R"

Meeting : 2
Material : Family Members
Date : 26 September 2023
Place : Class B1
Observer : Santhika

No	Aspect to be Observed	Description
1.	Subject has curiosity about flashcard media	The subject began to be interested in the flashcard media brought by the researcher
2.	Subject's response during the implementation of learning using flashcards media	The subject is still accompanied by the teacher in treatment activities, but the subject is getting used to the presence of researchers. The subject can understand vocabulary material by using flashcards
3.	The subject is motivated to do activities	The subject was enthusiastic in participating in the activity, but the subject felt bored and angry when told to repeat to practice the pronunciation of the wrong vocabulary
4.	The subject can pay attention to the explanation of the material	The subject wants to pay attention to the researcher when explaining the material
5.	Subject can follow the instructions given	The subject was able to follow the instructions given by the researcher
7.	The subject can recognize the vocabulary shown	The subject can recognize some family member vocabulary shown by the researcher
8.	The subject can mention the vocabulary shown	The subject can mention 10 family member vocabulary words with verbal assistance from the researcher. The subject still has difficulty mentioning the words "aunt, daughter, brother"

Meeting : 3
Material : Family Members
Date : 27 September 2023
Place : Class B1
Observer : Santhika

No	Aspect to be Observed	Description
1.	Subject has curiosity about flashcard media	Subjects show interest and enthusiasm in learning using flashcards
2.	Subject's response during the implementation of learning using flashcards media	The subject is not accompanied by the teacher anymore. The subject can follow the learning using flashcards with the researcher well
3.	The subject is motivated to do activities	The subject looks excited and focused in following the intervention
4.	The subject can pay attention to the explanation of the material	The subject paid attention to the researcher when explaining the vocabulary according to the pictures on the flashcards
5.	Subject can follow the instructions given	The subject can do all the instructions given by the researcher well
7.	The subject can recognize the vocabulary shown	Subjects can recognize vocabulary easily using flashcards
8.	The subject can mention the vocabulary shown	The subject can mention 13 vocabulary words about family members. The subject's pronunciation of vocabulary related to family members is much better

Meeting : 4
Material : Family Members
Date : 28 September 2023
Place : Class B1
Observer : Santhika

No	Aspect to be Observed	Description
1.	Subject has curiosity about flashcard media	The subject showed great interest and enthusiasm when using flashcards as a learning tool
2.	Subject's response during the implementation of learning using flashcards media	There was no resistance to the intervention, the subject seemed excited and in a good mood
3.	The subject is motivated to do activities	Subjects look more confident and ready to participate in learning
4.	The subject can pay attention to the explanation of the material	The subject was given to hold the flashcards in order to see the pictures more closely while listening to the researcher explain one by one the pictures on the flashcards
5.	Subject can follow the instructions given	The subject can do all the instructions given by the researcher well
7.	The subject can recognize the vocabulary shown	The subject can recognise vocabulary through the pictures in the flashcards
8.	The subject can mention the vocabulary shown	Of the 16 pictures shown, the subject was able to mention 13 vocabulary words correctly

Meeting : 5
Material : Body Parts
Date : 29 September 2023
Place : Class B1
Observer : Santhika

No	Aspect to be Observed	Description
1.	Subject has curiosity about flashcard media	Subjects are interested in flashcards with the theme of body parts
2.	Subject's response during the implementation of learning using flashcards media	The subject can follow the treatment using flashcards given by the researcher
3.	The subject is motivated to do activities	At the beginning of the treatment the subject looked less enthusiastic. The researcher invited the subject to sing the song "head, shoulders, knees, and toes" to increase enthusiasm and the subject was not bored in the intervention activities
4.	The subject can pay attention to the explanation of the material	The subject seemed less focused when the researcher explained and described the pictures on the flashcards briefly
5.	Subject can follow the instructions given	The subject can follow the instructions given, such as repeating the vocabulary after the researcher mentions it
7.	The subject can recognize the vocabulary shown	Subjects can recognize vocabulary easily using flashcards
8.	The subject can mention the vocabulary shown	The subject can mention 12 vocabulary words about body parts. The subject also experienced problems in mentioning vocabulary that contained the letter "R" such as the words hair, ears, finger

Meeting : 6
Material : Body Parts
Date : 2 October 2023
Place : Class B1
Observer : Santhika

No	Aspect to be Observed	Description
1.	Subject has curiosity about flashcard media	Subjects are interested in learning using flashcards
2.	Subject's response during the implementation of learning using flashcards media	The subject can follow the intervention activities well, but is still assisted by the researcher verbally to practice the pronunciation of body part vocabulary
3.	The subject is motivated to do activities	The subject was enthusiastic about participating in the intervention activities, but the subject felt bored when the subject had difficulty in pronouncing the vocabulary independently
4.	The subject can pay attention to the explanation of the material	The subject pays attention to the pictures on the flashcards explained by the researcher
5.	Subject can follow the instructions given	The subject wants to follow the instructions given by the researcher to learn the pronunciation of vocabulary that is still wrong until the subject can pronounce it independently and correctly
7.	The subject can recognize the vocabulary shown	With the pictures on the flashcards, it is easier for the subject to recognize the vocabulary
8.	The subject can mention the vocabulary shown	The subject can mention 15 body parts vocabulary out of 22 flashcards shown by the researcher

Meeting : 7
Material : Body Parts
Date : 3 October 2023
Place : Class B1
Observer : Santhika

No	Aspect to be Observed	Description
1.	Subject has curiosity about flashcard media	Subjects are interested in flashcards with the theme of body parts
2.	Subject's response during the implementation of learning using flashcards media	The subject looks happy to learn body parts vocabulary using flashcards. The subject can follow the treatment well until it is finished
3.	The subject is motivated to do activities	Subject's mood was very good and the subject looked excited to follow the treatment
4.	The subject can pay attention to the explanation of the material	The subject pays attention to the flashcards one by one when the researcher gives a brief explanation and description
5.	Subject can follow the instructions given	The subject can follow all instructions given by the researcher well such as showing her body parts based on the vocabulary mentioned by the researcher
7.	The subject can recognize the vocabulary shown	Subjects can recognize vocabulary easily using flashcards
8.	The subject can mention the vocabulary shown	The subject can mention 17 vocabulary parts of the body out of 22 flashcards shown by the researcher during the evaluation

Meeting : 8

Material : Body Parts

Date : 4 October 2023

Place : Class B1

Observer : Santhika

No	Aspect to be Observed	Description
1.	Subject has curiosity about flashcard media	Subjects are interested in flashcards with the theme of body parts
2.	Subject's response during the implementation of learning using flashcards media	The subject looks ready to learn and can't wait to be given questions and answers about body parts using flashcards. The subject can answer simple questions given by the researcher
3.	The subject is motivated to do activities	Subject's mood was very good and the subject looked excited to follow the treatment
4.	The subject can pay attention to the explanation of the material	The researcher invited the subject to jointly recall the explanation of the material that had been learned in the previous session, and the subject could participate in the activity well
5.	Subject can follow the instructions given	The subject can follow all instructions given by the researcher well such as showing her body parts based on the pictures contained on the flashcards
8.	The subject can recognize the vocabulary shown	The pictures on the flashcards make it easy for the subject to recognise the vocabulary
9.	The subject can mention the vocabulary shown	The subject could mention 17 vocabulary words as in the seventh

	session out of 22 vocabulary words shown by the researcher
--	--

7.b Interview Result

Interview Results After Intervention

Informant : MT (Teacher)

Date : 5 October 2023

Place : Class B1

Interviewer : Santhika

No.	Pertanyaan	Keterangan
1.	Bagaimana kemampuan subjek dalam penguasaan kosakata sebelum diberikan treatment menggunakan flashcards?	Subjek saat menyebutkan kosakata kadang pelafalannya belum jelas, dan juga sering menghilangkan satu huruf yang ada di dalam kata. Karena itu pengucapannya jadi salah dan kadang sulit untuk mengerti maksud yang diucapkan oleh subjek.
2.	Bagaimana kemampuan subjek dalam penguasaan kosakata setelah diberikan treatment menggunakan flashcards?	Setelah diberikan treatment, pelafalan subjek saat mengucapkan kata jauh lebih baik dari sebelumnya dan bisa didengar jelas.
3.	Bagaimana pendapat guru terkait penerapan flashcards sebagai media pembelajaran kosakata Bahasa Inggris pada anak dengan autisme?	Pembelajaran dengan flashcards cocok diterapkan pada anak berkebutuhan khusus seperti subjek. Dengan menggunakan flashcards, pembelajaran tidak monoton dan menjadi menyenangkan. Subjek juga dapat lebih fokus dan tertarik untuk belajar dengan flashcards karena ada gambar-gambar pada kartu.
4.	Apa manfaat dari media flashcards dalam pembelajaran kosakata Bahasa Inggris?	Saat pembelajaran, subjek bisa memahami materi yang diberikan dan tidak cepat merasa bosan. Subjek jadi lebih termotivasi saat belajar menggunakan flashcards.
5.	Bagaimana keaktifan subjek dalam mengikuti pembelajaran menggunakan flashcards?	Dalam pembelajaran menggunakan flashcards, subjek lebih aktif dari sebelumnya dan antusias. Tapi perlu adanya variasi instruksi saat penerapannya supaya anak tidak merasa bosan.
6.	Bagaimana peningkatan hasil belajar kosakata pada subjek?	Subjek lebih semangat untuk belajar dan hasil belajar pada subjek lebih baik.

7.	Apa kesulitan yang dihadapi saat menerapkan media flashcards dalam pembelajaran kosakata?	Susah untuk mengatur suasana hati subjek karena suasana hati yang dimiliki siswa membutuhkan khusus berbeda-beda tiap harinya. Perlu kesabaran dan bisa cepat menyesuaikan dengan karakteristik dan kemampuan anak.
----	---	---

7.c Vocabulary Test Result

Mentioning Family Members Vocabulary at Baseline-1

Subject's Initials: S

Meeting : 1 (Baseline-1)

Mention the vocabulary words that match the word list!

No	Word List	Correct	Incorrect
1.	Father	✓	
2.	Mother	✓	
3.	Daughter		✓
4.	Son		✓
5.	Brother	✓	
6.	Sister	✓	
7.	Uncle		✓
8.	Aunt		✓
9.	Grandmother	✓	
10.	Grandfather	✓	
11.	Cousin		✓
12.	Granddaughter		✓
13.	Grandson		✓
14.	Grandchildren		✓
15.	Niece		✓
16.	Nephew		✓
Times: 30 Minutes Total Correct: 6 Vocabulary			

Mentioning Family Members Vocabulary at Baseline-1

Subject's Initials: S

Meeting : 2 (Baseline-1)

Mention the vocabulary words that match the word list!

No	Word List	Correct	Incorrect
1.	Father	✓	
2.	Mother	✓	
3.	Daughter		✓
4.	Son		✓
5.	Brother	✓	
6.	Sister	✓	
7.	Uncle		✓
8.	Aunt		✓
9.	Grandmother	✓	
10.	Grandfather	✓	
11.	Cousin		✓
12.	Granddaughter		✓
13.	Grandson		✓
14.	Grandchildren		✓
15.	Niece		✓
16.	Nephew		✓
Times: 30 Minutes			
Total Correct: 6 Vocabulary			

Mentioning Body Parts Vocabulary at Baseline-1

Subject's Initials: S

Meeting : 3 (Baseline-1)

Mention the vocabulary words that match the word list!

No	Word List	Correct	Incorrect
1.	Head	✓	
2.	Hair	✓	
3.	Eyes	✓	
4.	Ears	✓	
5.	Nose	✓	
6.	Mouth	✓	
7.	Teeth		✓
8.	Cheeks		✓
9.	Chin		✓
10.	Neck		✓
11.	Shoulder		✓
12.	Arm		✓
13.	Hand	✓	
14.	Finger		✓
15.	Elbow		✓
16.	Chest		✓
17.	Stomach		✓
18.	Hips		✓
19.	Knee		✓
20.	Ankle		✓
21.	Foot		✓
22.	Toes		✓
Times: 30 Minutes			
Total Correct: 8 Vocabulary			

Mentioning Body Parts Vocabulary at Baseline-1

Subject's Initials: S

Meeting : 4 (Baseline-1)

Mention the vocabulary words that match the word list!







No	Word List	Correct	Incorrect
1.	Head	✓	
2.	Hair	✓	
3.	Eyes	✓	
4.	Ears	✓	
5.	Nose	✓	
6.	Mouth	✓	
7.	Teeth		✓
8.	Cheeks		✓
9.	Chin		✓
10.	Neck		✓
11.	Shoulder		✓
12.	Arm		✓
13.	Hand	✓	
14.	Finger		✓
15.	Elbow		✓
16.	Chest		✓
17.	Stomach		✓
18.	Hips		✓
19.	Knee		✓
20.	Ankle		✓
21.	Foot		✓
22.	Toes		✓
Times: 30 Minutes			
Total Correct: 8 Vocabulary			








Mentioning Family Members Vocabulary at Intervention




Subject's Initials: S


Meeting : 1 (Intervention)

Mention the vocabulary words that match the pictures on the flashcards!

No	Pictures	Correct	Incorrect
1.			✓
2.		✓	
3.		✓	
4.		✓	
5.		✓	
6.		✓	

7.		✓	
8.			✓
9.		✓	
10.			✓
11.			✓
12.			✓
13.			✓

14.	 <p>Grandson</p>		✓
15.	 <p>Grandpa</p>	✓	
16.	 <p>Nephew</p>		✓
<p>Times: 45 Minutes Total Correct: 8 Vocabulary</p>			
















Mentioning Family Members Vocabulary at Intervention




Subject's Initials: S


Meeting : 2 (Intervention)

Mention the vocabulary words that match the pictures on the flashcards!

No	Pictures	Correct	Incorrect
1.	 <p>Cousin</p>		✓
2.	 <p>Granddaughter</p>		✓
3.	 <p>Grandma</p>	✓	
4.	 <p>Sister</p>	✓	
5.	 <p>Niece</p>		✓
6.	 <p>Son</p>	✓	

7.	 <p>Grandchildren</p>		✓
8.	 <p>Grandson</p>		✓
9.	 <p>Daughter</p>	✓	
10.	 <p>Nephew</p>		✓
11.	 <p>Father</p>	✓	
12.	 <p>Aunt</p>	✓	
13.	 <p>Mother</p>	✓	

14.		✓	
15.		✓	
16.		✓	
<p>Times: 45 Minutes Total Correct: 10 Vocabulary</p>			
















Mentioning Family Members Vocabulary at Intervention




Subject's Initials: S


Meeting : 3 (Intervention)

Mention the vocabulary words that match the pictures on the flashcards!

No	Pictures	Correct	Incorrect
1.			✓
2.		✓	
3.		✓	
4.		✓	
5.		✓	
6.			✓

7.	 <p>Brother</p>	✓	
8.	 <p>Aunt</p>	✓	
9.	 <p>Father</p>	✓	
10.	 <p>Cousin</p>		✓
11.	 <p>Grandchildren</p>	✓	
12.	 <p>Grandson</p>	✓	
13.	 <p>Sister</p>	✓	

14.		✓	
15.		✓	
16.		✓	
<p>Times: 45 Minutes</p> <p>Total Correct: 13 Vocabulary</p>			
















Mentioning Family Members Vocabulary at Intervention




Subject's Initials: S


Meeting : 4 (Intervention)

Mention the vocabulary words that match the pictures on the flashcards!

No	Pictures	Correct	Incorrect
1.	 <p>Aunt</p>	✓	
2.	 <p>Grandchildren</p>	✓	
3.	 <p>Brother</p>	✓	
4.	 <p>Son</p>	✓	
5.	 <p>Cousin</p>		✓
6.	 <p>Grandpa</p>	✓	

7.	 <p>Niece</p>		✓
8.	 <p>Father</p>	✓	
9.	 <p>Granddaughter</p>	✓	
10.	 <p>Sister</p>	✓	
11.	 <p>Daughter</p>	✓	
12.	 <p>Nephew</p>		✓
13.	 <p>Grandma</p>	✓	

14.		✓	
15.		✓	
16.		✓	
<p>Times: 45 Minutes Total Correct: 13 Vocabulary</p>			




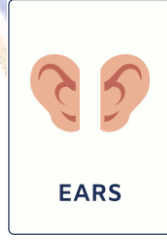




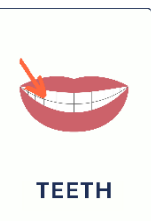



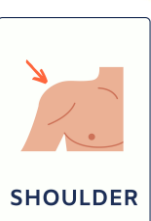
Mentioning Body Parts Vocabulary at Intervention

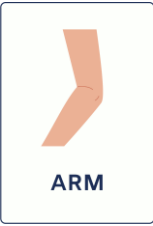


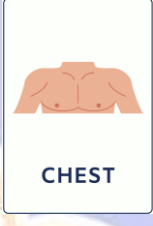


Subject's Initials: S

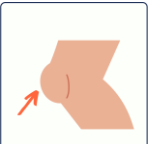


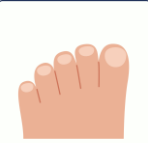
Meeting : 5 (Intervention)


Mention the vocabulary words that match the pictures on the flashcards!

No	Pictures	Correct	Incorrect
1.		✓	
2.		✓	
3.		✓	
4.		✓	
5.		✓	

6.	 <p data-bbox="603 405 691 432">MOUTH</p>	✓	
7.	 <p data-bbox="603 656 691 683">TEETH</p>	✓	
8.	 <p data-bbox="603 920 691 947">CHEEKS</p>		✓
9.	 <p data-bbox="603 1182 675 1209">CHIN</p>	✓	
10.	 <p data-bbox="603 1444 675 1471">NECK</p>		✓
11.	 <p data-bbox="603 1706 707 1733">SHOULDER</p>		✓

12.	 <p>ARM</p>		✓
13.			✓
14.	 <p>FINGERS</p>	✓	
15.	 <p>ELBOW</p>		✓
16.	 <p>CHEST</p>		✓
17.	 <p>STOMACH</p>		✓
18.	 <p>HIPS</p>	✓	

19.	 <p data-bbox="612 405 678 427">KNEE</p>		✓
20	 <p data-bbox="612 658 678 680">ANKLE</p>		✓
21.	 <p data-bbox="612 900 678 922">FOOT</p>	✓	
22.	 <p data-bbox="612 1164 678 1187">TOES</p>	✓	✓
<p data-bbox="373 1249 619 1279">Times: 45 Minutes</p> <p data-bbox="373 1301 753 1339">Total Correct: 12 Vocabulary</p>			




Mentioning Body Parts Vocabulary at Intervention




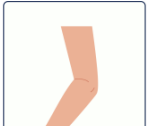
Subject's Initials: S





Meeting : 6 (Intervention)

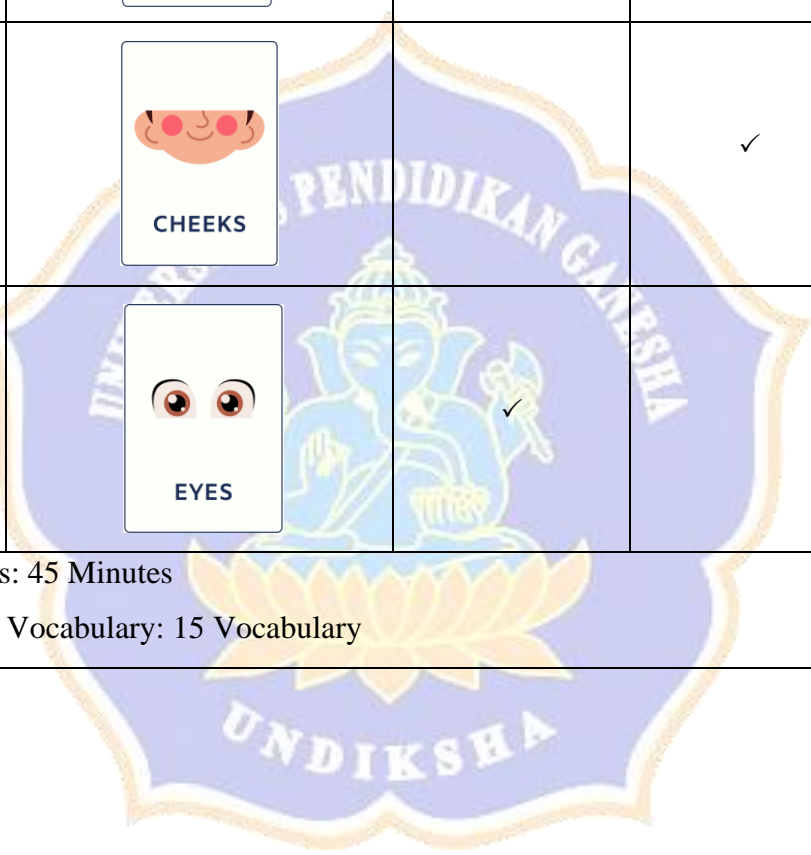
Mention the vocabulary words that match the pictures on the flashcards!

No	Pictures	Correct	Incorrect
1.	 <p>STOMACH</p>		✓
2.	 <p>KNEE</p>		✓
3.	 <p>TOES</p>	✓	
4.	 <p>NOSE</p>	✓	
5.	 <p>EARS</p>	✓	

6.		✓	
7.	 TEETH	✓	
8.	 FOOT	✓	
9.	 CHEST		✓
10.	 ELBOW		✓
11.	 SHOULDER	✓	

12.	 <p>HIPS</p>	✓	
13.	 <p>MOUTH</p>	✓	
14.	 <p>ANKLE</p>		✓
15.	 <p>NECK</p>	✓	
16.	 <p>CHIN</p>	✓	
17.	 <p>HEAD</p>	✓	
18.	 <p>ARM</p>		✓

19.	 <p data-bbox="612 405 670 427">HAIR</p>	✓	
20	 <p data-bbox="592 647 694 669">FINGERS</p>	✓	
21.	 <p data-bbox="596 902 687 925">CHEEKS</p>	✓	
22.	 <p data-bbox="619 1167 679 1189">EYES</p>	✓	
<p data-bbox="373 1249 619 1279">Times: 45 Minutes</p> <p data-bbox="373 1301 807 1339">Total Vocabulary: 15 Vocabulary</p>			




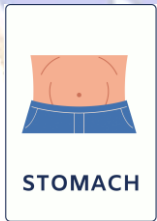



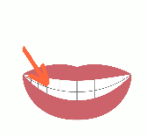
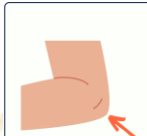



Mentioning Body Parts Vocabulary at Intervention



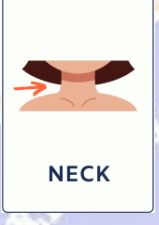


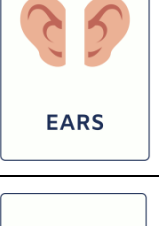
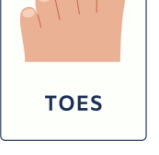
Subject's Initials: S

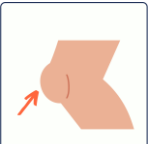

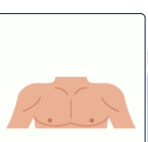

Meeting : 7 (Intervention)


Mention the vocabulary words that match the pictures on the flashcards!

No	Pictures	Correct	Incorrect
1.	 <p>CHIN</p>	✓	
2.	 <p>SHOULDER</p>	✓	
3.		✓	
4.	 <p>STOMACH</p>		✓
5.	 <p>ARM</p>		✓

6.	 <p data-bbox="603 405 679 427">ANKLE</p>		✓
7.	 <p data-bbox="603 663 679 685">TEETH</p>	✓	
8.	 <p data-bbox="603 925 679 947">ELBOW</p>		✓
9.	 <p data-bbox="603 1187 679 1209">HEAD</p>	✓	
10.	 <p data-bbox="603 1449 679 1471">FINGERS</p>	✓	
11.	 <p data-bbox="603 1711 679 1733">HAIR</p>	✓	

12.	 <p>NOSE</p>	✓	
13.	 <p>EYES</p>	✓	
14.	 <p>NECK</p>	✓	
15.	 <p>CHEEKS</p>	✓	
16.	 <p>FOOT</p>	✓	
17.	 <p>EARS</p>	✓	
18.	 <p>TOES</p>	✓	

19.	 <p data-bbox="612 405 678 427">KNEE</p>	✓	
20	 <p data-bbox="596 647 694 669">MOUTH</p>	✓	
21.	 <p data-bbox="603 902 678 925">CHEST</p>	✓	
22.	 <p data-bbox="619 1167 678 1189">HIPS</p>	✓	
<p data-bbox="373 1249 619 1279">Times: 45 Minutes</p> <p data-bbox="373 1323 807 1352">Total Vocabulary: 17 Vocabulary</p>			



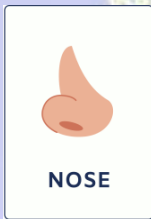
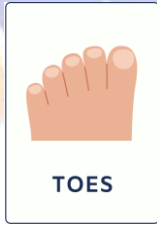
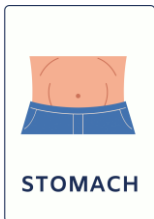



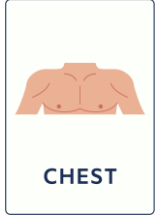



Mentioning Body Parts Vocabulary at Intervention






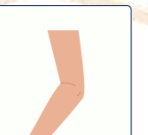

Subject's Initials: S





Meeting : 8 (Intervention)


Mention the vocabulary words that match the pictures on the flashcards!

No	Pictures	Correct	Incorrect
1.		✓	
2.		✓	
3.		✓	
4.		✓	
5.			✓

6.		✓	
7.			✓
8.		✓	
9.		✓	
10.			✓
11.		✓	

12.	 <p>ANKLE</p>		✓
13.	 <p>HIPS</p>		✓
14.	 <p>MOUTH</p>		✓
15.	 <p>HEAD</p>		✓
16.	 <p>CHIN</p>		✓
17.	 <p>ARM</p>		✓
18.	 <p>NECK</p>		✓

19.	 <p>EYES</p>	✓	
20	 <p>CHEEKS</p>	✓	
21.	 <p>FINGERS</p>	✓	
22.	 <p>HAIR</p>	✓	
<p>Times: 45 Minutes Total Vocabulary: 17 Vocabulary</p>			















Mentioning Family Members Vocabulary at Baseline-2





Subject's Initials: S


Meeting : 1 (Baseline-2)

Mention the vocabulary words that match the pictures on the flashcards!

No	Pictures	Correct	Incorrect
1.	 Aunt	✓	
2.	 Grandchildren	✓	
3.	 Brother		✓
4.	 Son	✓	
5.	 Cousin		✓

6.	 <p>Grandpa</p>	✓	
7.	 <p>Niece</p>		✓
8.	 <p>Father</p>	✓	
9.	 <p>Granddaughter</p>	✓	
10.	 <p>Sister</p>	✓	
11.	 <p>Daughter</p>		✓
12.	 <p>Nephew</p>		✓

13.	 <p>Grandma</p>	✓	
14.	 <p>Mother</p>	✓	
15.	 <p>Uncle</p>	✓	
16.	 <p>Grandson</p>	✓	
<p>Times: 15 Minutes Total Correct: 11 Vocabulary</p>			
















Mentioning Family Members Vocabulary at Baseline-2




Subject's Initials: S


Meeting : 2 (Baseline-2)

Mention the vocabulary words that match the pictures on the flashcards!

No	Pictures	Correct	Incorrect
1.	 Cousin		✓
2.	 Granddaughter	✓	
3.	 Grandma	✓	
4.	 Sister	✓	
5.	 Niece		✓
6.	 Son	✓	

7.	 <p>Grandchildren</p>	✓	
8.	 <p>Grandson</p>	✓	
9.	 <p>Daughter</p>	✓	
10.	 <p>Nephew</p>		✓
11.	 <p>Father</p>	✓	
12.	 <p>Aunt</p>	✓	
13.	 <p>Mother</p>	✓	

14.		✓	
15.		✓	
16.		✓	
<p>Times: 18 Minutes Total Correct: 13 Vocabulary</p>			



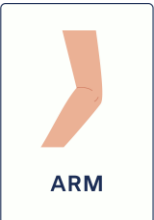




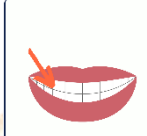



Mentioning Body Parts Vocabulary at Baseline-2



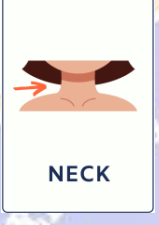


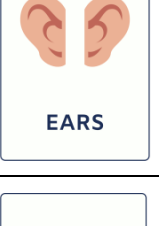
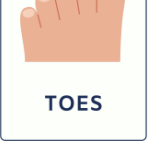
Subject's Initials: S

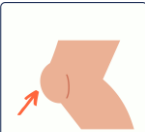


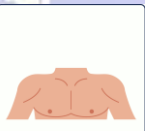
Meeting : 3 (Baseline-2)


Mention the vocabulary words that match the pictures on the flashcards!

No	Pictures	Correct	Incorrect
1.		✓	
2.		✓	
3.		✓	
4.			✓
5.			✓

6.	 <p data-bbox="600 405 683 427">ANKLE</p>		✓
7.	 <p data-bbox="600 651 683 674">ELBOW</p>		✓
8.	 <p data-bbox="600 913 683 936">TEETH</p>	✓	
9.	 <p data-bbox="600 1176 683 1198">HEAD</p>	✓	
10.	 <p data-bbox="600 1438 683 1460">FINGERS</p>	✓	
11.	 <p data-bbox="600 1700 683 1722">HAIR</p>	✓	

12.	 <p>NOSE</p>	✓	
13.	 <p>EYES</p>	✓	
14.	 <p>NECK</p>	✓	
15.	 <p>CHEEKS</p>	✓	
16.	 <p>FOOT</p>	✓	
17.	 <p>EARS</p>	✓	
18.	 <p>TOES</p>	✓	

19.	 <p>KNEE</p>	✓	
20	 <p>MOUTH</p>	✓	
21.	 <p>HIPS</p>	✓	
22.	 <p>CHEST</p>		✓
<p>Times: 25 Minutes</p> <p>Total Vocabulary: 17 Vocabulary</p>			

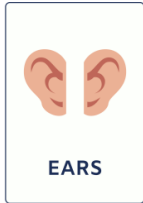






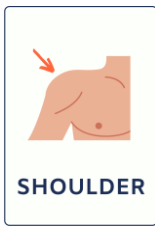
Mentioning Body Parts Vocabulary at Baseline-2




Subject's Initials: S




Meeting : 4 (Baseline-2)


Mention the vocabulary words that match the pictures on the flashcards!

No	Pictures	Correct	Incorrect
1.	 <p>STOMACH</p>		✓
2.	 <p>KNEE</p>	✓	
3.	 <p>TOES</p>	✓	
4.	 <p>NOSE</p>	✓	
5.	 <p>EARS</p>	✓	

6.		✓	
7.	 <p data-bbox="603 663 681 685">TEETH</p>	✓	
8.	 <p data-bbox="603 925 681 947">FOOT</p>	✓	
9.	 <p data-bbox="603 1187 681 1209">CHEST</p>	✓	✓
10.	 <p data-bbox="603 1449 681 1471">ELBOW</p>	✓	
11.	 <p data-bbox="603 1711 681 1733">SHOULDER</p>	✓	


12.	 <p data-bbox="619 416 673 443">HIPS</p>	✓	
13.	 <p data-bbox="619 680 673 707">MOUTH</p>	✓	
14.	 <p data-bbox="619 943 673 969">ANKLE</p>		✓
15.	 <p data-bbox="619 1193 673 1220">NECK</p>	✓	
16.	 <p data-bbox="619 1444 673 1471">CHIN</p>	✓	
17.	 <p data-bbox="619 1706 673 1733">HEAD</p>	✓	
18.	 <p data-bbox="619 1968 673 1995">ARM</p>		✓

19.	 <p data-bbox="612 405 670 427">HAIR</p>	✓	
20	 <p data-bbox="592 647 694 669">FINGERS</p>	✓	
21.	 <p data-bbox="596 902 691 925">CHEEKS</p>	✓	
22.	 <p data-bbox="619 1167 678 1189">EYES</p>	✓	
<p data-bbox="373 1249 619 1279">Times: 28 Minutes</p> <p data-bbox="373 1301 807 1339">Total Vocabulary: 18 Vocabulary</p>			



Appendices 8. Documentation





















Appendices 10. Biography

BIOGRAPHY



I Gst Ayu Putu Ananda Santhika Artawan was born in Singaraja on April 22, 2002. The author is the first of four children. The author was raised by a father named I Gst Ngr Km Budiartawan and Mrs. Ni Luh Putu Arie Diantarini. The author's address is on Aspol SPN Singaraja, Jalan Melur No. 22B Singaraja, Buleleng District, Buleleng Regency, Bali. The author completed her education at SD Mutiara Singaraja and graduated in 2014. Then the author continued her studies at SMP N 2 Singaraja and graduated in 2017. In 2020 the author completed her education at SMA N 4 Singaraja majoring in Mathematics and Natural Sciences. The author continued her education to the undergraduate level, at the Ganesha University of Education, English Education S1 study program. The author studies from 2020 to 2024. In the seventh semester in February 2024, the author completes a thesis entitled "The Implementation of Learning English with Flashcards on Vocabulary Mastery of Autism Spectrum Disorder Students".