

## Appendix 1. Data Collection Instrument of Speech Acts

### 1. Observation Checklist

**Class:**

**Date:**

**Session:**

**No**

**Types of Speech Acts**

**Teaching Learning**

**Activity 1**

**Teaching Learning**

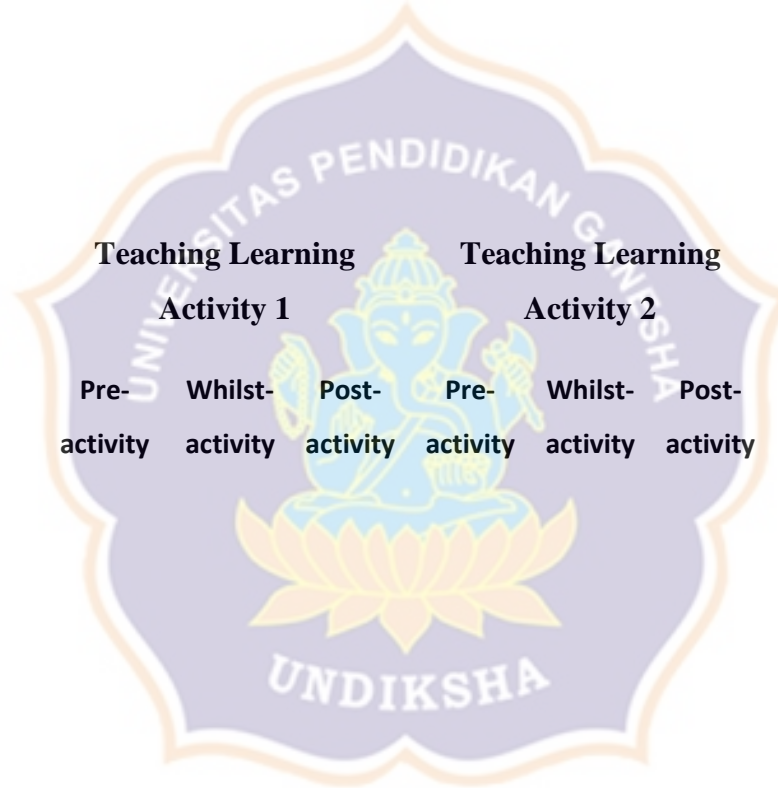
**Activity 2**

**Pre-activity   Whilst-activity   Post-activity   Pre-activity   Whilst-activity   Post-activity**

**Note**

#### 1. Directive

- a. Ordering
- b. Requesting
- c. Telling



d. Advising

e. Praying

**2. Commisive**

a. Guaranteeing

b. Promising

c. Refusing

d. Threatening

e. Offering

**3. Expressive**

a. Apologizing

b. Thanking

c. Condoling



- d. Congratulating
- e. Deploring
- f. Welcoming
- g. Forgiving
- h. Boasting
- i. Complimenting

**4. Declarative**

- a. Declaring
- b. Approving
- c. Disapproving
- d. Resigning
- e. Blessing



f. Conforming

g. Naming

h. Cursing

**5. Assertive**

a. Describing

b. Classifying

c. Stating

d. Explaining

e. Clarifying



**Appendix 2. Data Collection Instrument of Communication Strategies**

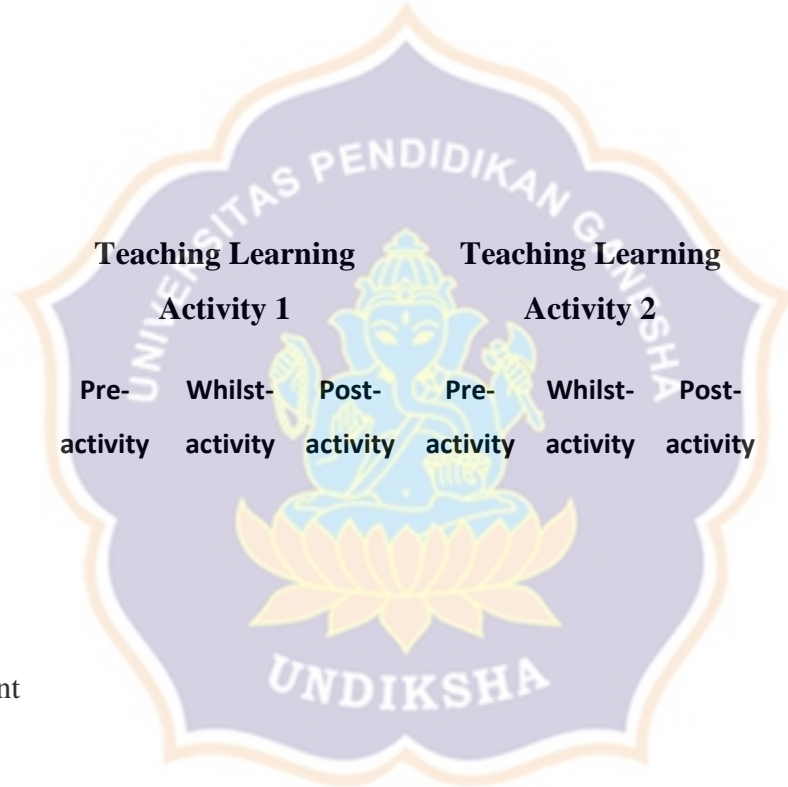
**1. Observation Checklist**

**Class:**

**Date:**

**Session:**

No	Types of Speech Acts	Teaching Learning Activity 1			Teaching Learning Activity 2			Note
		Pre-activity	Whilst-activity	Post-activity	Pre-activity	Whilst-activity	Post-activity	
1	<b>Avoidance strategies</b>							
	a. Topic avoidance							
	b. Message abandonment							
2	<b>Compensatory strategies</b>							



### **Intra-actional strategies**

- a. Word coinage
- b. Code-switching
- c. Foreignizing
- d. Use of non-linguistic means
- e. Self-repair
- f. Mumbling
- g. Use of all-purpose words
- h. Approximation
- i. Circumlocution
- j. Literal translation
- k. Use of filters/



hesitation devices

- l. Self-repetition
- m. Other repetition
- n. Omission

**Interactional strategies**

- a. Asking for repetition
- b. Appeal for help
- c. Clarification request
- d. Asking for confirmation
- e. Comprehension check
- f. Expressing non-understanding



### Appendix 3. Video of Classroom Communication Transcription of Meeting 1

**Teacher** : Mr. Billy

**Date** : 14<sup>th</sup> January 2020

**Location** : ASIBK

**Class** : B1 and B3

**Theme** : Things in the Classroom

#### Observation 1

**T** : Good morning students.

**Ss**: Good morning Mr. Billy.

**T** : How are you today?

**Ss**: I am fine and you?

**T** : I am very well. Thank you.

**Ss**: You are welcome.

**T** : Ok. Before we start our lesson, let's pray to the God.

Padmi. Where is Padmi? Change your position. Move aside a little bit.

Ok. Before we start our lesson lets' pray to the God. Who is in charge today?

**S**: aa...DJ

**T** : Ok, DJ. Before that please aaa.. Agas take me one chair, please. Ok DJ come in.

PP, close the door, P.

**Ss**: Close your eyes and pray start.

**T** : Ok after DJ who is that?

**Ss**: Danika.

**T**: Ok, Danika.

**S1**: Danika, stand up and come here.

**T**: Hey, once more. I cannot hear your voice properly. Once more. Danika....

**S1**: Danika, stand up and come here.



**S2:** Ok teman-teman lippat tangannya, tutup matanya dan sikap berdoa. Berdoa dimulai. Ya tuhanku lindungilah mereka yang kucintai. Ayah, ibu, kakak, adik dan diriku sendiri, Amin.

**T :** Ok, thank you Danika. Alright. Elin, please take one pencil. Next, I will call you one-by-one, if you are here, please say?

**Ss:** Present, Sir.

**T :** If you friend is absent you can say?

**Ss:** Not present, Sir.

**T :** Ok, I'll start with B1 and then B3. I'll start to call you from number one. Who is number one from B1?

**Ss:** Bagas, Sir.

**T :** Who is Bagas?

**S3:** Present, Sir.

**T :** Ok.

Ok, now let's feel our calendar today. What day is it today?

**Ss:** Tuesday

**T :** What date is it now?

**Ss:** Fourteenth

**T :** What is the month?

**Ss:** January

**T :** What is the year?

**Ss:** Two thousand and twenty.

**T :** Ok very good. What is Tuesday in Bahasa?

**Ss:** Selasa

**T :** What is fourteenth in Bahasa?

**Ss:** Empat belas

**T :** What is fourteenth in Bahasa?

**Ss:** Empat belas

**T :** Once more

**Ss:** Empat belas

**T :** I will ask you more if you not speaking up, Ok?

**Ss:** Ok

**T :** What is the number of January?

**Ss:** One

**T :** What is the number of Two thousand and twenty?

**Ss:** Dua ribu dua puluh

**T :** Ok, please make a circle. Ok, move back, haris, josi, koko, defni, desita move back. I want Danika please take big ball. Gus Rai please take story book. DJ please take big dice. Next, sam please take one small ball. Radika please take pencil. Nindi please take rubber. Elin, Please take scissors. Indra, please take magazine. Gek Sita, please take one toy. Kimi, take one doll. Next, I want Dandi, please take a box of crayon. I want, Keke, please take pencil crayon with red box.

Now in front of you there are classroom stuffs or this in the classroom. I think most of you already know what are these. Ok, we will review one-by-one.

What is this?

**Ss:** Magazine.

**T :** Big ball

**Ss:** Big ball

**T :** This?

**Ss:** Story book

**T :** Big dice

**Ss:** Big dice

**T :** Good. This one?

**Ss:** Small ball

**T :** This one?

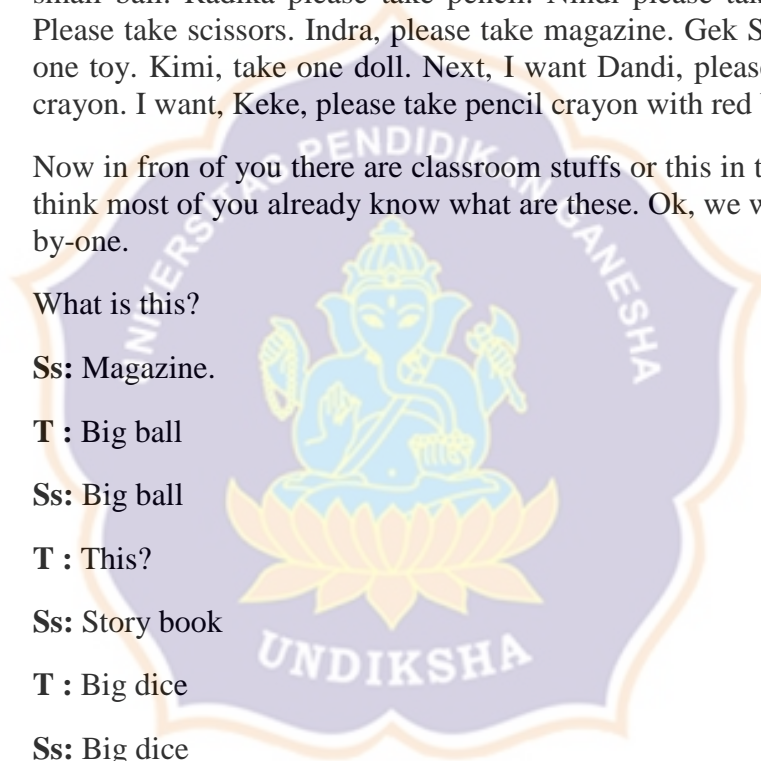
**Ss:** Pencil

**T :** This one?

**Ss:** Rubber

**T :** This one?

**Ss:** Scissors



**T** : This?

**Ss**: Crayon

**T** : This?

**Ss**: Toy

**T** : This one?

**Ss**: Doll

**T** : This one is?

**Ss**: Pencil crayon

**T** : Ok, I want 5 students come in front. Praja, Kenzi, Kimi, Dian, and Satya. Ok take one. Just take it! This one is?

**S**: Crayon

**T** : This one? Big or small?

**S**: Big

**T** : Big what? What is this?

**S**: Big ball

**T** : This one is? Scissor

**S**: Scissor

**T** : This one is? Toy

**S**: Toy

**T** : This one is? Story book

**S**: Story book

**T** : Ok excellent. Put it back on the carpet. Thank you. Back to your position.

(the teacher asked the rest of the students to come in front and mention the name of the things until all of the students got their chance)

Back to your position! Make a circle! Hurry up!

Please give me four things here. You tell and I will take it.

**S**: toy

**T** : Ok, I take toy. Next, ok Radika.

**S:** Story book.

**T :** Ok I take story book. Next, Cahaya.

**S:** Crayon

**T :** Ok, I take crayon. Next, one more thing, Indra.

**S:** Pencil

**T :** Sorry?

**S:** Pencil

**T :** Ok, I take pencil. Ok, I have different things here. This one is?

**Ss:** Pencil

**T :** This one?

**Ss:** Crayon

**T :** This one?

**Ss:** Story book

**T :** This one?

**Ss:** Toy

**T :** Ok, I put toy here, I put crayon over here, and I put story book on this table and this one is pencil. I put the pencil over here. Next, every corner here has one thing, then I will ask you stand up in the middle. After that I will turn on the music. When the music is on, you can dance you can go around. After the music is off or paused, I will ask you to go. Go means you find one of these corner and I will ask you a question. Ok?

**S:** Ok

**T :** Stand up!

(the teacher played the music and pause it)

Go, don't take it just stand up. It is a toy. Repeat after me! It is a toy.

**Ss:** It's a toy

**T :** It's a crayon.

**Ss:** It's a crayon.

**T :** It's a story book.

**Ss:** It's a story book.

**T :** It's a pencil.

**Ss:** It's a pencil.

**T :** Now you can change to another corner ya.

(the teacher played the song and asked each of group to mention the name of things two times only)

Defni, please take crayon and put it here. Thank you, Defni. Ok Prada, please take the toy and put it here. Danesh, please take the story book and put it here. Andi, please take pencil. It's a pencil.

**T:** It's a dice.

**Ss:** It's a dice.

**T:** It's a toy.

**Ss:** It's a toy.

**T:** It's a doll.

**Ss:** It's a doll.

**T:** It's a small ball.

**Ss:** It's a small ball.

**T:** Ok, what is the color of the small ball?

**Ss:** Green

**T:** And what is the shape of the small ball?

**Ss:** Circle

**T:** How many small ball are there in my hand? One small ball.

**Ss:** One small ball.

**T:** What is it? It's a toy.

**Ss:** It's a toy.

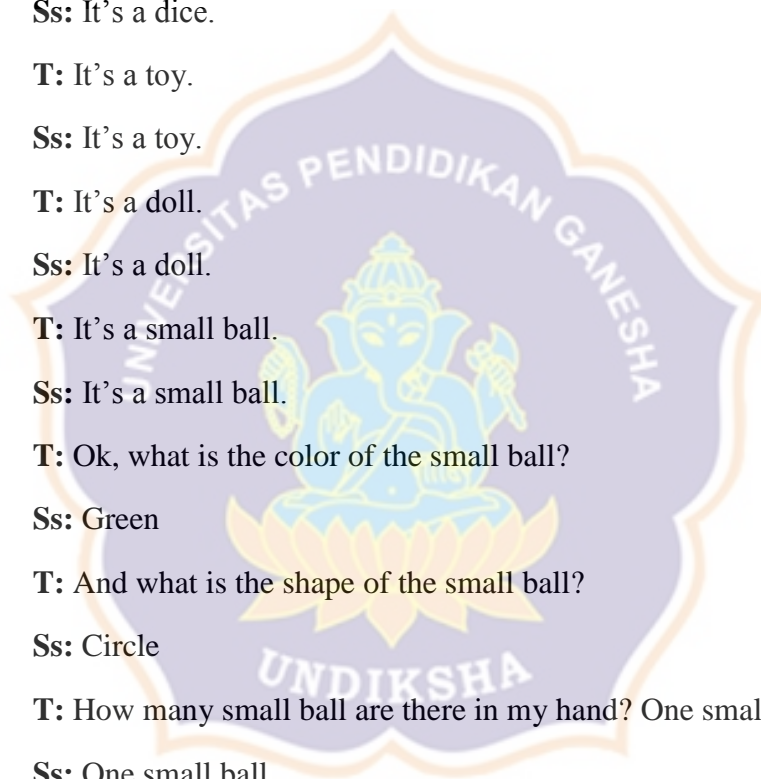
**T:** Gus Rai what is it? Big voice.

**S:** Story book.

**T:** Ok, Tangkas, What is it?

**S:** Pencil crayon

**T:** Good. Cahaya, what is it?



**T:** who want to help Cahaya? Danika, what is this?

**S:** It's magazine.

**T :** Cahya, what is it?

**S:** it's a magazine.

**T :** it's a magazine. Once more.

**S:** it's a magazine.

**T :** Good. Keke, what is it? Once more. Who wants to help Keke? DJ, what is it? It's pencil crayon.

**S:** It's pencil crayon.

**T :** Keke?

**S:** It's pencil crayon.

**T :** What is it?

**Ss:** What is it?

**T :** What is it?

**Ss:** It's a doll.

**T:** Once more.

**Ss:** It's a doll.

**T :** What is it?

**Ss:** It's a scissor.

**T :** What is it?

**Ss:** Big ball.

**T :** Once more.

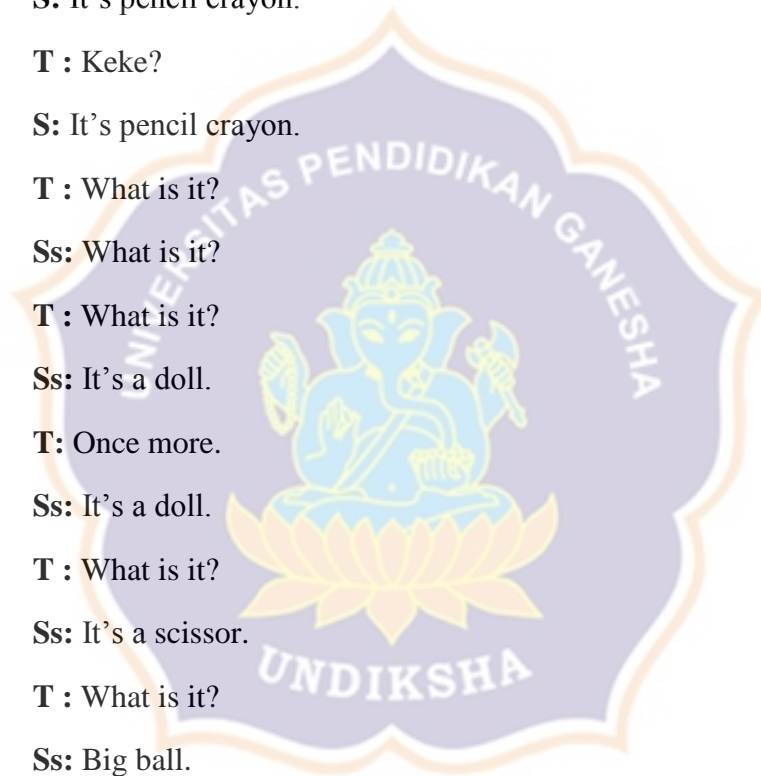
**Ss:** It's a big ball.

**T:** Now, look at the time, back to your position!

Ok, tangan keatas!

**Ss:** Tangan ke samping, tangan ke dipan, duduk yang rapi. Rapi pi pi pi pi rapi.

**T :** Ok, my question, please tell me, please mention two names of thing in the classroom!



Gusrai!

**S:** Scissors, doll

**T :** Next, Anin. Big voice. Remember two!

**S1:** Big ball

**T :** Big ball and? Hurry up. Big voice.

**S:** Big ball and small ball.

**T:** Ok, big ball and small ball.

Aaa... Radika.

**S:** Toy

**T :** Sorry?

**S:** Toy.

**T :** Toy and?

**S:** Story book.

**T :** Agas

**S:** Crayon

**T :** Crayon and?

**S:** Pencil crayon.

**S:** Mr. Billy I want to drink my water.

**T :** Ok

Koko, take the story book and put it to the place! DJ, please take big ball and put it. Gus Rai, please put the toy. Gus Meta, please put the dice. Kenzi, please put the small ball. Danika, please put the doll. Right hand. Ok, Dede, please put the crayon. Satya, please put aa... scissors. Josi, please put the pencil. Danesh, please put the rubber. Memei, please put the pencil crayon. Raja, close the door please.

Ok, 1, 2,3, go...

**Ss:** Sebelum kita makan, yeee, cuci tangannya dulu. Menjaga kebersihan yee...untuk kesehatanmu. Banyak-banyak makan, jangan ada sisa, makan jangan bersuara. Banyak-banyak makan, jangan ada sisa, makan jangan bersuara. Ayo makan bersama.

Tangan keatas, tangan kesamping, tangan kedepan, duduk yang rapi, rapi pi pi pi pi rapi.

**T :** Ok, now you can wash your hands, stand in line, one-by-one. No playing no running, ok? I want B1 boys.

**Ss:** Mr. Billy I want to wash my hands.

**T :** he he hey hey hey...I didn't hear you say something. Go back! Go back!

**Ss:** Mr. Billy I want to wash my hands.

**T :** Ok, no running. Wait ya girls, after boys.

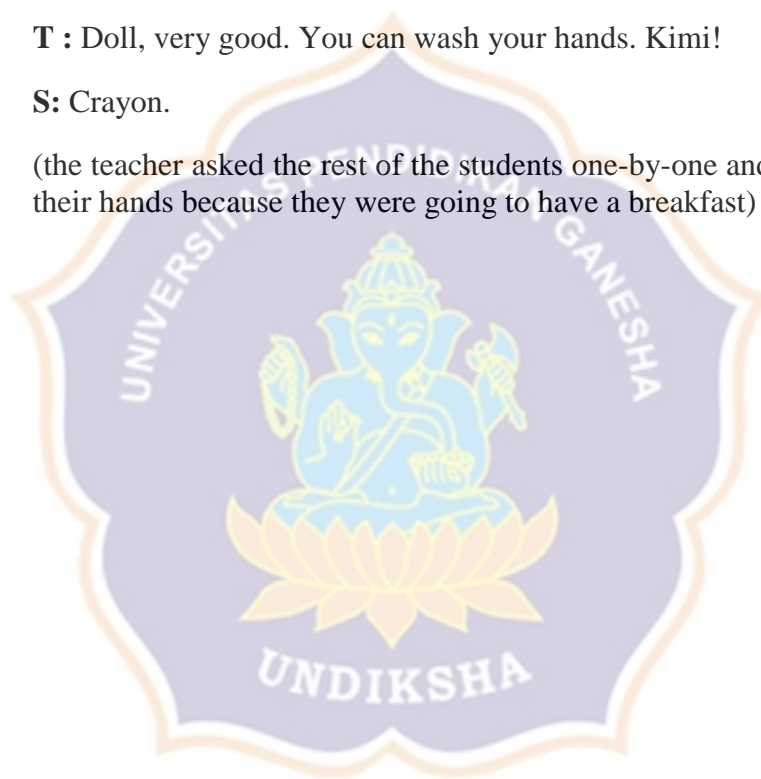
Ok, ee please tell me one of things in the classroom! Ya Desita.

**S :** Doll.

**T :** Doll, very good. You can wash your hands. Kimi!

**S:** Crayon.

(the teacher asked the rest of the students one-by-one and let them wash their hands because they were going to have a breakfast)





## Appendix 4. Video of Classroom Communication Transcription of Meeting 2

**Teacher** : Mrs. Lina

**Date** : January 20<sup>th</sup>, 2020

**Location** : ASIBK

**Class** : B2

**Theme** :

### Observation 2

T: Ok, before we start our class today, let's pray together. Who will start Mr. Bagi? Troy, please come here.

S: Ok, my friends fold your hand, close your eyes and pray start

S : Ok, teman-teman lipat tangannya, tutup matanya dan sikap berdoa. Berdoa dimulai. Yatuhanku, lindungilah mereka yang kucintai. Ayah, ibu, kakak, adik dan diriku sendiri, Amin.

T: Thank you.

S: You are welcome.

T : Ok, before we sing a song, I want to ask you something. Who make your homework? Yourself, your mama or your papa?

Ss: Myself

T : Yourself? Is that right? Because your parents texted me that one of you doesn't want to make this, and ask your dad to make. Can your daddy make your homework?

Ss: No

T : Can your mommy make your homework?

Ss: No

T: Ya, gak boleh ya. For Yurina, every homework remember to color ya.

Now, yesterday I got a message from one of your mom. One of you like to, what we call it, this one (the teacher mencubit tangannya untuk memperagakan) na, ada yang suka cubit ternyata di B2 lo. Tidak boleh ya.

Ss: Bisa

T: On Saturday, you went to somewhere. You see a bus with Mr. Bagi and also other teachers without me. Where did you go?

S: Look at the fish

T: Look at the fish? What fish do you saw that?

S: Nemo

T: Have you touch the star fish?

Ss: Yes

T: Ada yang throw up?

Ss: Ada, Trisya.

T: Before we start, I want to invite you to sing a song in English. no topi saya bundar, no bintang kecil, no pelangi-pelangi, no pamanku no, in English. For example, twinkle-twinkle, little banana, one little two one little three, our book.

Ss: Bingo

T: Bingo, ok. One, two, three, go!

T1, T2, and Ss: there was a farmer had a dog, and bingo was his name-o

B-I-N-G-O, B-I-N-G-O, B-I-N-G-O And Bingo was his name-o!

T: The letter B is flying. So, don't say B. Ganti dengan tepuk tangan.  
One, two, three, go!

T1, T2, and Ss: There was a farmer had a dog, and bingo was his name-  
o

(Clap)-I-N-G-O, (Clap)-I-N-G-O, (Clap)-I-N-G-O And Bingo was his  
name-o!

T: One letter gone, B and I gone. So, one, two, three, go!

T1, T2, and Ss: There was a farmer had a dog, and bingo was his name-  
o

(Clap)-(Clap)-N-G-O, (Clap)-(Clap)-N-G-O, (Clap)-(Clap)-N-G-O And  
Bingo was his name-o!

T: Mr. Bagi, just watch the children who not clap their hand. You  
cannot join in my class. Three letters running. B, I, N, still G and O.

T1, T2, and Ss: There was a farmer had a dog, and bingo was his name-  
o

(Clap)-(Clap)-(Clap)-G-O, (Clap)-(Clap)-(Clap)-G-O, (Clap)-(Clap)-  
(Clap)-G-O And Bingo was his name-o!

T: Now, the letter B, I, N, and G are gone. Remember clap your hands  
ya! Jangan bengong aja, we are not a television. Miss Lina televise ya  
sama Pak Bagi. Adik-adik melotot aja.

T1, T2, and Ss: There was a farmer had a dog, and bingo was his name-  
o

(Clap)-(Clap)-(Clap)-(Clap)-O, (Clap)-(Clap)-(Clap)-(Clap)-O, (Clap)-  
(Clap)-(Clap)- (Clap)-O And Bingo was his name-o!

T: All the letter is gone

T1, T2, and Ss: There was a farmer had a dog, and bingo was his name-o

(Clap)-(Clap)-(Clap)-(Clap)-(Clap), (Clap)-(Clap)-(Clap)-(Clap)-(Clap)-  
(Clap), (Clap)-(Clap)-(Clap)-(Clap)-(Clap) And Bingo was his name-o!

T: Thank you. You can choose, sing about finger or I love you.

Ss: I love you.

T: Big voice, ya.

T: Do you need more space? Yes?

Ss: yes

T: Saka move back! Emily move back. Mas Bro

Bersila, like me and Mr. Bagi. Thank you.

I will take some picture of this, just to remind you do you still remember of this or not.

Ok, our topic is still occupation. Occupation atau job, ya. Do you have a song about job, Mr. Bagi? Ooiyaa, do you still this song, Gede is a farmer, Kadek is a gardener, Komang is a head master. Do you still remember that? Ok, later we will learn that one again. Mr. Bagi...

Listen my question to Mr. Bagi. If you are not being a teacher right now, what occupation do you want? What do you want to be?

T: A chef.

T: aa, Mr. Bagi wants to be a chef. I will ask you one by one. Gusti ayu, what do you want to be?

S: A teacher

T: Gusti ayu wants to be a teacher. Listen, ya! Nanti akan miss Tanya, yang tidak listen akan miss kasi stample, berarti kalian tidak listen.

Yurina, later on what do you want to be?

S: Doctor

T: ooou, what Yurina wants to be?

Ss: Doctor

T: Doctor, very good. Nanti kalo miss Lina sakit, periksa ya Yurina ya?

Kevin, what do you want to be?

S: Polisi

T: Polisi, who know what is polisi in English?

Ss: Police

T: Police man

Alfi, what do you want to be?

S: I want to be a driver.

T: wow Alfin gonna be a driver.

Jensen, what do you want to be?

S: Dokter hewan

T: Dokter hewan, who knows dokter hewan in English?

S: Doctor for animal

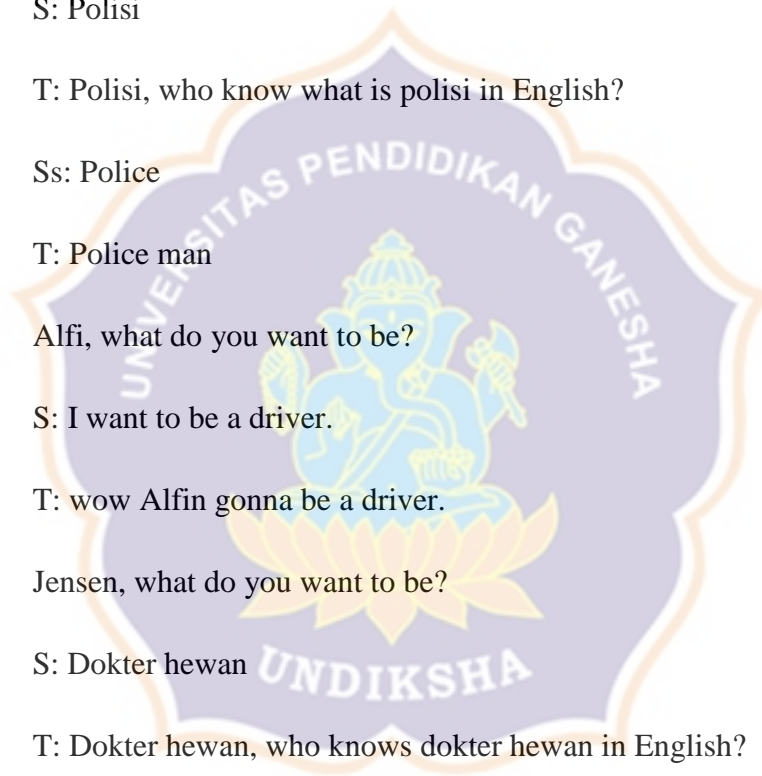
T: Doctor for animal? It's too long. Just say doctor.

Saka, what do you want to be?

S: (the student keeps silent)

T: do you want to be a teacher like us?

S: (the student keeps silent)



T: do you want?

S: (the student is nodding)

T: Say yes.

S: Yes

T: Teacher

S: Teacher

T: Ok. Ananta, what do you want to be? Ananta mau jadi apa kalau sudah besar? What do you want to be? Apa? Teacher, police man, pilot, soldier, fisherman, apa?

S: Polisi

T: Police man

S: Police man

T: Big voice. Police man.

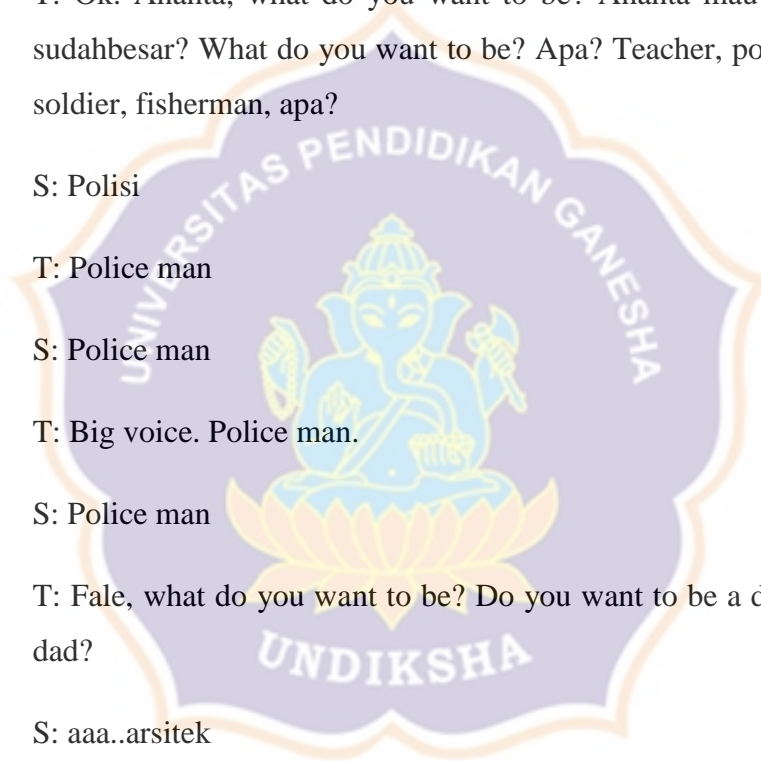
S: Police man

T: Fale, what do you want to be? Do you want to be a doctor like your dad?

S: aaa..arsitek

T: Arsitek? Wow

Good, I want to be an architect. Itu berarti, right now Fale should learn the way how to drawing a house, ya. Belajar gambar rumah. Do you know what is architect? The one who gonna build a building. Like a hospital, like a house harus ada arsiteknya. Tukang yang gambar-gambar rumah.



How about you troy? What do you want to be?

S: I want to be a chef.

T: Chef, you can learn how to make a delicious fried rice, ya.

Andi, what do you want to be?

S: (the student keeps silent)

T: Police man, doctor, nurse, teacher, model, singer, dancer, pilot what kind, Andi?

S: Mau kayak bapak

T: Mau kayak bapaknya aja. What does his job?

S: Tukang listrik

T: emm

T: Pemadam kebakaran

T: Pemadam kebakaran? No. bukan kerja di pemadam kebakaran dia bapaknya.

T: Di listrik. Di PLN dia bapaknya kerja.

T: Electricity government?

S: Ya

T: Only say government, ya. Government officer.

Siapa namanya? Restu, what do you want to be?

S: Police man

T: Good

Alecia, what do you want to be? Do you want to be a makeup artist like your mama?

S: (the student is nodding)

T: wow, I want to be a makeup artist.

S: I want to be a makeup artist.

T: Nanti kalau adik mau cantik, going to alecia, ya.

Selda, what do you want to be?

S: Doctor

T: wow, so many doctor here Mr. Bagi. So, later on if we hacingg, just going to doctor selda, doctor Yurina, don't go to doctor Jensen, ya. Because I am not a cat. I am not a dog. Kalau adik sakit pergi ke dokter hewan?

Ss: Tidak

T: No, tidak ke Jensen, ya.

Oming what do you want to be?

S: Doctor

T: Doctor again, wow. Trisa, what do you want to be?

S: A doctor

T: A doctor. You don't want to be a baker like your mom?

S: (the student shakes his head)

T: No, Ok. Nadira what do you want to be?

S: Teacher

T: Teacher, like Mr. Bagi and miss Marlina. Thank you. I want to ask you, who is your friend wants to be a teacher? tadi kan adik udah listen tu.



Ss: Gusti Ayu and Nadira

T: Gusti Ayu and Nadira, Ok. Now put your feet (the teacher is pointing at her feet), Ananta, move back! I have three police man here. Who are they?

Ss: Kevin, Restu, Ananta

T: Kevin, Restu, Ananta very good. I have five doctors here, who are they? Yurina, Jensen, Selda, Oming, Trisa. I have the beautiful makeup artist here, who is that?

Ss: Alecia

T: Alecia, Ok. I have a skill full chef, who is he?

Ss: Troy

T: Troy, very good. I have a clever architect, who is he?

Ss: Fale

T: I have a handsome captain, who is he?

Ss: Abro

T: Abro, good. I have a skill full driver, who is he?

Ss: Alfin

T: Alfin, good. The last question from me, tomorrow Mr. Bagi gonna have a birthday party and he wants to buy a cake and order a beautiful cake, so where I should go? Going to who? Someone who make a cake?

Ss: Emily

T: Emily, very good.

Look at the picture and say I want to be a?

Ss: Driver

T: A driver, very good. I want to be a?

Ss: I want to be a florist.

T: I want to be a florist, very good. I want to be a?

Ss: Painter

T: Restu, Alecia, Saka, Jensen, Fale look at me and Mr. Bagi.

I want to be a painter.

Ss: I want to be a painter

T: I want to be a?

Ss: I want to be a musician

T: Very good. I want to be a?

Ss: Teacher

T: Teacher. I want to be a?

S: Gardener

T: Why only Gusti Ayu speak up? All of you should say.

Ss: Gardener

T: Selda like doing this one. I want to be a?

Ss: Dancer

T: I want to be a?

S: Hair dresser

I: Very good, Troy.

Going to Indomart and after finish shopping you should going to...

Saka, I want to be a?

Ss: Cashier

T: Big voice, I want to be a cashier.

Yang cowo-cowo, if your hair already long you are going to here. I want to be a?

Ss: Barber

T: I want to be a?

Ss: Post man

T: I want to be a post man

Ss: I want to be a post man

T1: Mr. Bagi will give you a flash card, but before that I am going to suffle this flash card. Please help me to say stop, if you don't say stop I will suffle until tomorrow.

Ss: Stop!

T: Ok Mr Bagi will put the flash card in front of you. Don't touch the card, don't play the card, don't blow it. Just put it without touching.

Emily, open your card! What do you want to be?

S: Doctor

T: Say the complete one, please! I want to be a doctor.

S: I want to be a doctor.

T: Very good. What do you want to be?

S: I want to be a teacher.

T: Troy, what do you want to be?

S: I want to be a chef.

T: Very good. Wow, you get the chef. Jensen, what do you want to be?  
I want to be a?

S: Cashier

T: The complete one, sayang. I want to be?

S: I want to be a cashier.

T: Very good. Oming, what do you want to be?

S: I want to be a baker.

T: Alecia, what do you want to be?

S: Driver

T: Like your daddy. I want to be a driver

S: I want to be a driver.

T: Very good. Yurina, what do you want to be?

S: I want to be a gardener

T: Mr. Bagi sekarang yang ask ya.

T: Andi, open your card! What do you want to be?

S: what do you want to be?

T: No. I want to be a?

S: I want to be a gardener.

T: Who, sir?

T: Selda, what do you want to be?

S: I want t be a florist.

T: Nadira, what do you want to be? I want to be a?

S: I want to be a painter.

T: Alfin, what do you want to be?

S: I want to be a hair dresser.

T: Very good, Alfin.

T: Fale

S: Singer

T: Complete one, Fale

S: I want to be a singer.

T: Kevin

S: Dancer

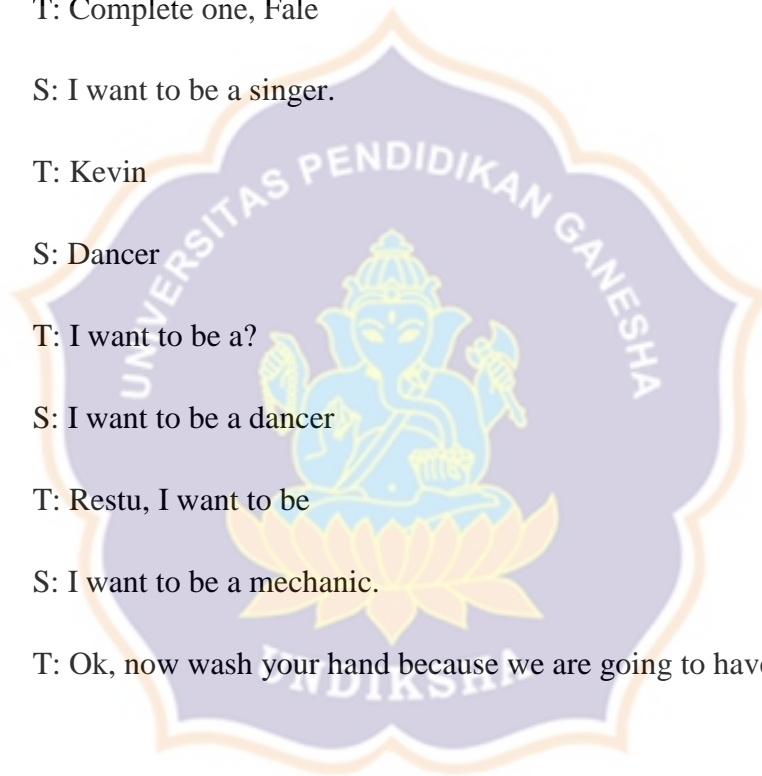
T: I want to be a?

S: I want to be a dancer

T: Restu, I want to be

S: I want to be a mechanic.

T: Ok, now wash your hand because we are going to have a breakfast.

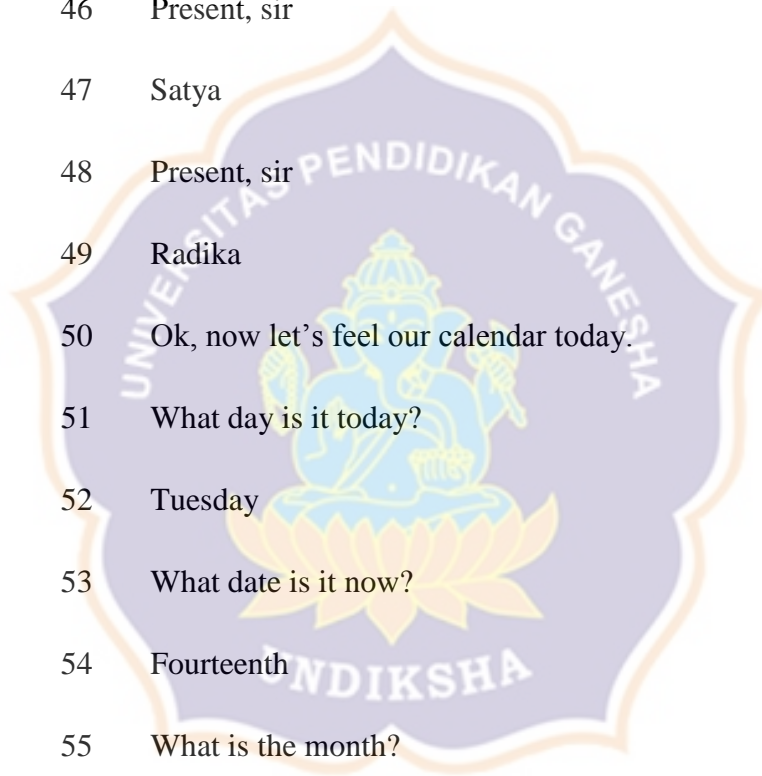


## Appendix 5. Tabulation of Speech

NO	SPEECH
1	Good morning students.
2	Good morning Mr. Billy.
3	How are you today?
4	I am fine and you?
5	I am very well.
6	Thank you.
7	You are welcome.
8	Ok
9	Before we start our lesson, it is better for us to pray to the God.
10	Padmi, where is Padmi?
11	Change your position.
12	Move aside a little bit.
13	Before we start our lesson lets' pray to the God.
14	Who is in charge today?
15	Before that please aaa.. Agas take me one chair, please.
16	DJ come in!
17	PP, close the door, P.
18	Close your eyes and pray start.
19	after DJ who is that?

- 20 Danika
- 21 Danika, stand up and come here!
- 22 Hey, once more.
- 23 I cannot hear your voice properly.
- 24 Danika, stand up and come here.
- 25 Ok teman-teman lippat tangannya, tutup matanya dan sikap berdoa.
- 26 Berdoa dimulai
- 27 Ya tuhanku lindungilah mereka yang kucintai Ayah, ibu, kakak, adik dan diriku sendiri, Amin.
- 28 Ok, thank you Danika.
- 29 Elin, please take one pencil.
- 30 Next, I will call you one-by-one
- 31 What have you say if I call your name?
- 32 Present, Sir.
- 33 What have you say if your friend is not here?
- 34 Not present, Sir.
- 35 I'll start with B1 and then B3.
- 36 I'll start to call you from number one.
- 37 Who is number one from B1?
- 38 Bagas, Sir.
- 39 Who is Bagas?

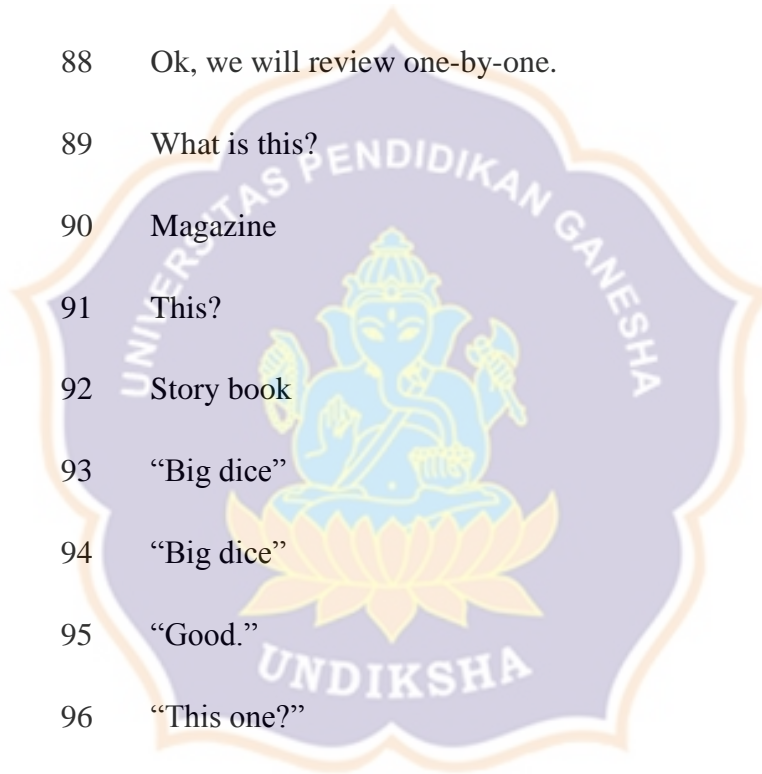
- 40 Present, Sir.
- 41 Elin
- 42 Present, sir
- 43 Danesh
- 44 Present, sir
- 45 Indra
- 46 Present, sir
- 47 Satya
- 48 Present, sir
- 49 Radika
- 50 Ok, now let's feel our calendar today.
- 51 What day is it today?
- 52 Tuesday
- 53 What date is it now?
- 54 Fourteenth
- 55 What is the month?
- 56 January
- 57 What is the year?
- 58 Two thousand and twenty
- 59 Ok very good.
- 60 What is Tuesday in Bahasa?





- 61 Selasa
- 62 What is fourteenth in Bahasa?
- 63 Empat belas
- 64 What is fourteenth in Bahasa?
- 65 Empat belas
- 66 Once more.
- 67 I will ask you more if you not speaking up, Ok?
- 68 What is the number of January?
- 69 One
- 70 What is the number of Two thousand and twenty?
- 71 Dua ribu dua puluh
- 72 Ok, please make a circle.
- 73 Ok, move back, haris, josi, koko, defni, desita move back.
- 74 I Danika please take big ball.
- 75 Gus Rai please take story book.
- 76 DJ please take big dice.
- 77 Next, sam please take one small ball.
- 78 Radika please take pencil.
- 79 Nindi please take rubber.
- 80 Elin, Please take scissors.
- 81 Indra, please take magazine.

- 82 Gek Sita, please take one toy.
- 83 Kimi, take one doll.
- 84 Next, I want Dandi, please take a box of crayon.
- 85 I want, Keke, please take pencil crayon with red box.
- 86 Now, in front of you there are classroom stuffs or things in the classroom.
- 87 I think most of you already know what are these.
- 88 Ok, we will review one-by-one.
- 89 What is this?
- 90 Magazine
- 91 This?
- 92 Story book
- 93 “Big dice”
- 94 “Big dice”
- 95 “Good.”
- 96 “This one?”
- 97 “Small ball”
- 98 “This one?”
- 99 “Pencil”
- 100 “This one?”
- 101 “Rubber”
- 102 “This one?”



- 103 “Scissor”
- 104 “This?”
- 105 “Crayon”
- 106 “This?”
- 107 “Toy”
- 108 “This one?”
- 109 “Doll”
- 110 “This one?”
- 111 “Pencil crayon”
- 112 Ok, I want 5 students come in front.
- 113 Praja, Kenzi, Kimi, Dian, and Satya take one.
- 114 This one? Big or small?
- 115 Big
- 116 Big what? What is this?
- 117 **Big ball**
- 118 Ok excellent.
- 119 Put it back on the carpet.
- 120 Thank you.
- 121 Back to your position.
- 122 Alright, I want make two lines.
- 123 Two boys and two girls, two boys here and two girls here.

- 124 Ok, hurry up, hurry up.
- 125 Insert to the line!
- 126 Ok, now, take one in front of you and mention the name, if you right you can go back.
- 127 Back to your position!
- 128 Make a circle!
- 129 Hurry up!
- 130 “Please give me four things here”
- 131 “You tell and I will take it”
- 132 “Toy”
- 133 “I take toy.”
- 134 “Next Radika”
- 135 “Story book”
- 136 “I take story book”
- 137 “Next Cahya”
- 138 “Crayon”
- 139 “I take crayon.”
- 140 “Next Indra”
- 141 “Pencil”
- 142 “Sorry?”
- 143 “Pencil”
- 144 “I take pencil.”
- 145 “I have different things here.”
- 146 “This one?”
- 147 “Pencil”

- 148 “This one?”
- 149 “Crayon”
- 150 “This one?”
- 151 “Story book”
- 152 “This one?”
- 153 “Toy”
- 154 “I put toy here”
- 155 “Next, every corner here has one thing, then I will ask you stand up in the middle.”
- 156 “After that I will turn on the music, when the music is on, you can dance you can go around.”
- 157 “After the music is off or paused, I will ask you to go.”
- 158 “Go means you find one of these corner and I will ask you a question.”
- 159 “Stand up!”
- 160 “Go, don’t take it just stand up.”
- 161 “Repeat after me!”
- 162 “It’s a toy.”
- 163 “It’s a toy.”
- 164 “It’s a crayon.”
- 165 “It’s a crayon”
- 166 “It’s a story book.”
- 167 “It’s a story book.”
- 168 “It’s a pencil.”
- 169 “It’s a pencil.”
- 170 “Now you can change to another corner ya.”
- 171 “Defni, Please take crayon and put it here”

172 “Thank you, Defni.”

173 “Prada, please take the toy and put it here.”

174 “Danesh, please take the story book and put it here.”

175 “Andi, please take pencil.”

176 “It’s a dice.”

177 “It’s a dice.”

178 “It’s a toy.”

179 “It’s a toy.”

180 “It’s a doll.”

181 “It’s a doll.”

182 “It’s a small ball.”

183 “It’s a small ball.”

184 “Ok, what is the color of the small ball?”

185 “Green”

186 “What is the shape of the small ball?”

187 “Circle”

188 “How many small ball are there in my hand?”

189 “One small ball.”

190 “One small ball.”

191 “Danika, you listen to me?”

192 “yes sir”

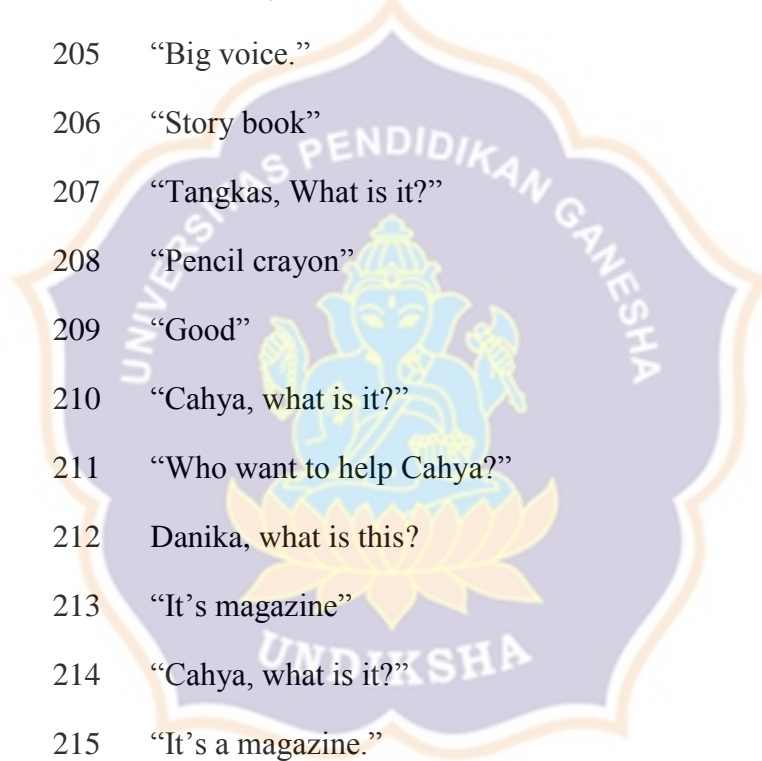
193 “Don’t talk with your friend while I’m talking in front”

194 “yes sir”

195 “Don’t do it again”

196 “ok sir”

197 “For the others, don’t do what Danika do”  
198 “Do you hear me?”  
199 “Yes sir”  
200 “It’s not polite”  
201 “Ok, now back to the question”  
202 “What is it?”  
203 “It’s a toy.”  
204 “Gus Rai, What is it?”  
205 “Big voice.”  
206 “Story book”  
207 “Tangkas, What is it?”  
208 “Pencil crayon”  
209 “Good”  
210 “Cahya, what is it?”  
211 “Who want to help Cahya?”  
212 Danika, what is this?  
213 “It’s magazine”  
214 “Cahya, what is it?”  
215 “It’s a magazine.”  
216 “It’s a magazine.”  
217 “Once more!”  
218 “It’s a magazine”  
219 “Good.”  
220 “Keke, What is it?”  
221 “Who wants to help Keke?”



- 222 “Dj, what is it?”
- 223 “It’s pencil crayon.”
- 224 “Now, look at the time, back to your position!”
- 225 “Ok, my question, please tell me, please mention two names of thing in the classroom!”
- 226 “Gus Rai”
- 227 “Sciccors, doll”
- 228 “Next, Anin”
- 229 “Big voice”
- 230 “Remember two”
- 231 “Big ball”
- 232 “Big ball and?”
- 233 “Hurry up!”
- 234 “Big voice!”
- 235 “Big ball and small ball”
- 236 “Radika”
- 237 “Toy”
- 238 “Sorry?”
- 239 “Toy”
- 240 “Toy and?”
- 241 “Story book”
- 242 “Agas”
- 243 “Crayon”
- 244 “Crayon and?”
- 245 “Pencil crayon”
- 246 “Mr. Billy, I want to drink my water.”



- 247 “Ok”
- 248 “Koko, take the story book and put it to the place.”
- 249 “DJ , please take big ball and put it.”
- 250 “Gus Rai, please put the toy.”
- 251 “Gus Meta, please put the dice.”
- 252 “Kenzi, please put the small ball.
- 253 “Danika, please put the doll.”
- 254 “Ok, Dede, please put the crayon.”
- 255 “Satya, please put aa... scissors.”
- 256 “Josi, please put the pencil.”
- 257 “Danesh, please put the rubber.”
- 258 “Memei, please put the pencil crayon.”
- 259 “Raja, close the door please.”
- 260 “Ok, now you can wash your hands, stand in line, one-by-one.”
- 261 “No playing no running.”
- 262 “Mr. Billy I want to wash my hands.”
- 263 “he he hey hey hey... I didn't hear you say something.”
- 264 “Go back! Go back!”
- 265 “Mr. Billy I want to wash my hands.”
- 266 “Ok, no running”
- 267 “Ok, before we start our class today, let's pray together.”
- 268 “Who will start Mr. Bagi?”
- 269 “Troy, please come here.”
- 270 “Ok, my friends fold your hand, close your eyes and pray start.”

271 “Ok, before we sing a song, I want to ask you something.”

272 “Who make your homework? Yourself, your mama or your papa?”

273 “Myself”

274 “Is that right?”

275 “Because your parents texted me that one of you doesn’t want to make this, and ask your dad to make.”

276 “Can your daddy make your homework?”

277 “No”

278 “Can your mommy make your homework?”

279 “No”

280 “For Yurina, every homework remember to color ya.”

281 “Now, yesterday I got a message from one of your mom.”

282 “One of you like to, what we call it, this one, ada yang suka cubit ternyata di B2 lo.”

283 “Tidak boleh ya.”

284 “Saka, listen to me.”

285 “on Saturday, you went to somewhere.”

286 “You see a bus with mr. Bagi and also other teachers without me.”

287 “Where did you go?”

288 “Look at the fish”

289 “look at the fish? What fish do you saw that?”

290 “Nemo”

291 “Have you touched the star fish?”

292 “Yes”

293 “Do you know what is star fish?”

- 294 “Before we start, I want to invite you to sing a song in English.”
- 295 “no topi saya bundar, no bintang kecil, no pelangi-pelangi, no pamanku no, in English.”
- 296 “For example, twinkle-twinkle, little banana, one little two one little three, our book, what else.”
- 297 “Bingo”
- 298 “Big voice, ya.”
- 299 “Do you need more space?”
- 300 “Saka move back! Emily move back!”
- 301 “Bersila, like me and Mr. Bagi!”
- 302 “Thank you.”
- 303 “I will take some picture of this, just to remind you do you still remember of this or not.”
- 304 “Ok, our topic is still occupation.”
- 305 “Occupation atau job, ya.”
- 306 “You have a song about job, Mr. Bagi?”
- 307 “Gede is a farmer, Kadek is a gardener, Komang is a head master.”
- 308 “Do you still remember that?”
- 309 “Ok, later we will learn that one again.”
- 310 “Listen my question to Mr. Bagi.”
- 311 “If you are not being a teacher right now, what occupation do you want?”
- 312 “What do you want to be?”
- 313 “A chef.”
- 314 “Mr. Bagi wants to be a chef.”
- 315 “I will ask you one by one.”

- 316 “Gusti ayu, what do you want to be?”
- 317 “A teacher”
- 318 “Gusti ayu wants to be a teacher.”
- 319 “Listen, ya!”
- 320 “Nanti akan miss Tanya, yang tidak listen akan miss kasi stample, berarti kalian tidak listen.”
- 321 “Yurina, later on what do you want to be?”
- 322 “Doctor”
- 323 “What Yurina wants to be?”
- 324 “Doctor”
- 325 “Doctor, very good. Nanti kalau Miss Lina sakit periksa ke Yurina ya?”
- 326 “Kevin, what do you want to be?”
- 327 “Polisi”
- 328 “Polisi, who know what is polisi in English?”
- 329 “Police man”
- 330 “Alfi, what do you want to be?”
- 331 “I want to be a driver.”
- 332 “Alfin gonna be a driver.”
- 333 “Jensen, what do you want to be?”
- 334 “Dokter hewan”
- 335 “Dokter hewan, who knows dokter hewan in English?”
- 336 “Doctor for animal”
- 337 “It’s too long, just say doctor.”
- 338 “Saka, what do you want to be?”
- 339 “Do you want to be a teacher like us?”

340 “Do you want?”

341 “Say yes!”

342 “Yes”

343 “Arsitek”

344 “Itu berarti, right now Fale should learn the way how to drawing a house, ya.”

345 “Do you know what is architect?”

346 “The one who gonna build a building like hospital and a house.”

347 “How about you troy? What do you want to be?”

348 “I want to be a chef.”

349 “Alecia, what do you want to be? Do you want to be a makeup artist like your mama?”

350 “I want to be a makeup artist.”

351 “I want to ask you, who is your friend wants to be a teacher?”

352 “Gusti Ayu and Nadin”

353 “I have three police man here.”

354 “Who are they?”

355 “Kevin, Restu, Ananta”

356 “I have a skill full chef.”

357 “Who is he?”

358 “Troy”

359 “Tomorrow Mr. Bagi gonna have a birthday party and he wants to buy a cake and order a beautiful cake, so where I should go?”

360 “Emily”

361 “I want to be a florist”

- 362 “Restu, Alecia, Saka, Jensen, Fale look at me and Mr. Bagi!”
- 363 “I want to be a painter.”
- 364 “I want to be a musician.”
- 365 “Yang cowo-cowo, if your hair already long you are going to here.”
- 366 “I want to be a post man.”
- 367 “Mr. Bagi will give you a flash card, but before that I am going to suffle this flash card.”
- 368 “Please help me to say stop.”
- 369 “Stop!”
- 370 “Ok Mr Bagi will put the flash card in front of you.”
- 371 “Don’t touch the card, don’t play the card, don’t blow it. Just put it without touching.”
- 372 “Emily, open your card!”
- 373 “Say the complete one, please!”
- 374 “I want to be a doctor.”
- 375 “Very good.”
- 376 “I want to be a hair dresser.”
- 377 “I want to be a singer.”
- 378 “I want to be a dancer.”
- 379 “I want to be a mechanic.”
- 380 “Ok, now wash your hand because we are going to have a breakfast.”

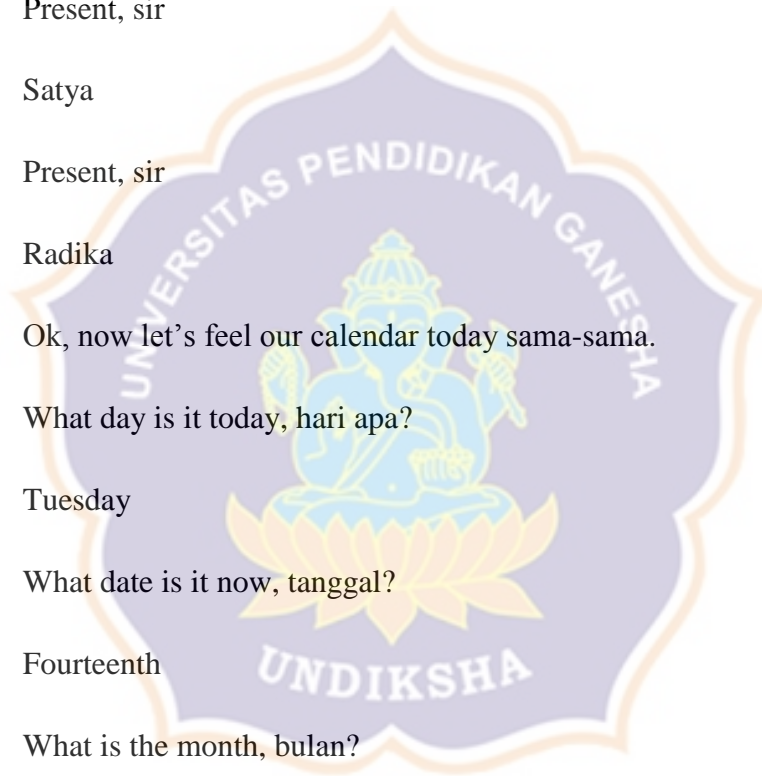
## Appendix 6. Tabulation of Strategies

NO	STRATEGIES
1	Good morning students, selamat pagi.
2	Good morning Mr. Billy.
3	How are you today, bagaimana kabar kalian?
4	I am fine and you?
5	I am very well, sehat ya.
6	Thank you.
7	You are welcome.
8	Ok
9	Before we start our lesson, it is better for us to pray to the God ya.
10	Padmi, where is Padmi?
11	Change your position.
12	Move aside a little bit ya.
13	Before we start our lesson lets' pray to the God ya.
14	What is it, who is in charge today?
15	Before that please aaa.. Agas take me one chair, please.
16	DJ come in, masuk!
17	PP, close the door, P.
18	Close your eyes and pray start.
19	after DJ who is that, siapa?
20	Danika

- 21 Danika, stand up and come here,! (the teacher raises his hand creating a gesture to ask the child to stand up)
- 22 Hey, once more.
- 23 I cannot hear your voice properly. (the teacher puts his palm beside his ear creating a gesture that he cannot hear the voice)
- 24 Danika, stand up and come here. (the teacher raises his hand creating a gesture to ask the child to stand up)
- 25 Ok friends fold your hands, teman-teman lippat tangannya, close your eyes, tutup matanya dan sikap berdoa.
- 26 Pray start, Berdoa dimulai
- 27 Ya tuhanku lindungilah mereka yang kucintai Ayah, ibu, kakak, adik dan diriku sendiri, Amin.
- 28 Ok, thank you ya Danika, terimakasih.
- 29 Elin, take me, please take one pencil ya.
- 30 Next, I will call you one-by-one, satu persatu.
- 31 What have you say if I call your name, apa?
- 32 Present, Sir.
- 33 What have you say if your friend is not here, apa yang kalian katakan?
- 34 Not present, Sir.
- 35 I'll start with B1 and then B3 ya.
- 36 I'll start to call you from number one ya.
- 37 Who is number one from B1, siapa?
- 38 Bagas, Sir.
- 39 Who is Bagas, mana bagas?



- 40 Present, Sir.
- 41 Elin
- 42 Present, sir
- 43 Danesh
- 44 Present, sir
- 45 Indra
- 46 Present, sir
- 47 Satya
- 48 Present, sir
- 49 Radika
- 50 Ok, now let's feel our calendar today sama-sama.
- 51 What day is it today, hari apa?
- 52 Tuesday
- 53 What date is it now, tanggal?
- 54 Fourteenth
- 55 What is the month, bulan?
- 56 January
- 57 What is the year, tahun?
- 58 Two thousand and twenty
- 59 Ok very good, bagus.
- 60 What is Tuesday in Bahasa?



- 61 Selasa
- 62 What is fourteenth in Bahasa, bahasa indonesia?
- 63 Empat belas
- 64 What is fourteenth in Bahasa?
- 65 Empat belas
- 66 Pordon me?
- 67 I will ask you more if you not speaking up, ya?
- 68 What is the number of January, apa?
- 69 One, satu
- 70 What is the number of Two thousand and twenty?
- 71 Dua ribu dua puluh
- 72 Ok, please make a circle, cepat ya.
- 73 Ok, move back, haris, josi, koko, defni, desita move back, ayo lebih cepat.
- 74 Danika please, what we call it, take big ball.
- 75 Gus Rai please take story book ya.
- 76 DJ please, what is it, take big dice.
- 77 Next, sam please take one small ball ya.
- 78 Radika please take pencil ya.
- 79 Nindi please take rubber ya.
- 80 Elin, Please take scissors, di atas meja.
- 81 Indra, please take magazine, di rak itu.

- 82 Gek Sita, please take one toy, di keranjang sana.
- 83 Kimi, take one doll, di rak boneka.
- 84 Next, I want Dandi, please take, what we call it, a box of crayon.
- 85 I want, Keke, please take pencil crayon with red box.
- 86 Now, what is it, in front of you there are classroom stuffs or things in the classroom.
- 87 I think most of you already know what are these, pasti kalian tahu.
- 88 Ok, we will review one-by-one. (the teacher points his main finger signing one)
- 89 What is this, apa?
- 90 Magazine
- 91 This apa?
- 92 Story book
- 93 “Big dice”
- 94 “Big dice”
- 95 “Good.” (the teacher points his mother finger signing good )
- 96 “This one, kalau yang ini?”
- 97 “Small ball”
- 98 “Kalau yang ini, this one?”
- 99 “Pencil”
- 100 “Kalau yang ini, this one?”
- 101 “Rubber”

102 “This one, yang ini?”

103 “Scissor”

104 “sorry?”

105 “Crayon”

106 “This, yang ini?”

107 “Toy”

108 “This one, kalau ini?”

109 “Doll”

110 “This one, apa namanya?”

111 “Pencil crayon”

112 Ok, I’ll call, I want 5 students come in front. (the teacher points 5 his finger to sign 5 students)

113 Praja, Kenzi, Kimi, Dian, and Satya take one, ayo.

114 This one? Big or small, ukurannya?

115 Big

116 Sorry?

117 **Big ball**

118 Ok excellent, bagus, sudah bisa menyebutkan.

119 Tolong put it back on the carpet.

120 Thank you ya.

121 Back to your position ayo.

122 Alright, I want make, please make two lines.

- 123 Two boys and two girls, two boys here and two girls here.
- 124 Ok, hurry up, hurry up, ayo.
- 125 Insert to the line cepat!
- 126 Ok, sekarang, take one in front of you and mention the name, if you right you can go back.
- 127 Back to your position cepat!
- 128 Make a circle kembali!
- 129 Hurry up anak-anak!
- 130 "Please take me, give me four things here"
- 131 "You tell and I will take it ya"
- 132 "Toy"
- 133 "I take toy ini."
- 134 "Next Radika coba"
- 135 "Buku cerita, Story book"
- 136 "I take story book ya"
- 137 "Next Cahya ayo"
- 138 "Crayon"
- 139 "I take crayon ini."
- 140 "Next Indra"
- 141 "Pencil"
- 142 "Sorry?"
- 143 "Pencil"
- 144 "I take pencil ya."
- 145 "We have, I have different things here."
- 146 "This one, apa?"



147 “Pencil”

148 “This one apa?”

149 “Crayon”

150 “This one apa?”

151 “Story book”

152 “This one apa?”

153 “Toy”

154 “I put toy here ya”

155 “Next, tolong dengarkan, every corner here has one thing, then I will ask you stand up in the middle.”

156 “After that I will turn on the music ya, when the music is on, you can dance you can go around bebas.”

157 “After the music is off or paused, I will ask you to go k eke salah satu corner.”

158 “what we call it, Go means you find one of these corner and I will ask you a question.”

159 “Stand up!” (the teacher raises his hand creating a gesture to ask the child to stand up)

160 “Go, don’t take it just stand up.”

161 “Repeat after me!”

162 “It’s a toy, coba sebutkan.”

163 “It’s a toy.”

164 “It’s a crayon.”

165 “It’s a crayon”

166 “It’s a story book.”

167 “It’s a story book.”

168 “It’s a pencil.”

169 “It’s a pencil.”

170 “Now you can move, you can change to another corner ya.”

171 “Defni, Please take crayon and put it here ayo”

172 “Thank you, Defni ya.”

173 “Prada, what we call it, please take the toy and put it here.”

174 “Danesh, please take the story book and put it here.”

175 “Andi, please take pencil.”

176 “It’s a dice.”

177 “It’s a dice.”

178 “It’s a toy.”

179 “It’s a toy.”

180 “It’s a doll.”

181 “It’s a doll.”

182 “It’s a small ball.”

183 “It’s a small ball.”

184 “Ok, what the color, what is the color of the small ball, warna?”

185 “Green”

186 “What is the shape of the ball, the small ball, bentuk?”

187 “Lingkaran, Circle”

188 “How many small ball, how many balls are there in my hand?”

189 “One small ball.”

190 “Sorry?”

191 “Danika, you listen to me?”

192 “yes sir”

193 “Don’t talk with your friend while I’m in front, while I’m talking in front”

- 194 “yes sir”
- 195 “Don’t do it again ya”
- 196 “ok sir”
- 197 “For the others, don’t do what Danika do ya, tidak boleh”
- 198 “Do you hear me anak-anak?”
- 199 “Yes sir”
- 200 “It’s not polite, jangan ya”
- 201 “Ok, now back to the question yang tadi”
- 202 “What is it, yang ini?”
- 203 “It’s a toy, mainan.”
- 204 “Gus Rai, What is it, ini yang bapak pegang?”
- 205 “Big voice ya.”
- 206 “Story book”
- 207 “Tangkas, What is it, yang ini?”
- 208 “Pencil crayon”
- 209 “Good” (the teacher points his mother finger signing good )
- 210 “Cahya, what is it, ini?”
- 211 “Who want to help Cahya?”
- 212 Danika, what is this yang bapak pegang?
- 213 “It’s magazine”
- 214 “Cahya, what is it, yang ini?”
- 215 “It’s a magazine.”
- 216 “It’s a magazine, lebih keras.”
- 217 “Sorry?”
- 218 “It’s a magazine”



- 219 “Good.” (the teacher points his mother finger signing good )
- 220 “Keke, What is it yang ini?”
- 221 “Who wants to help Keke, ayo siapa?”
- 222 “Dj, what is it, yang bapak pegang?”
- 223 “It’s pencil crayon.”
- 224 “Now, what time, look at the time, back to your position!”
- 225 “Ok, my question, please tell me, please mention two names of thing in the classroom!”
- 226 “Gus Rai, sebutkan”
- 227 “Sciccors, doll”
- 228 “Next, Anin sebutkan”
- 229 “Big voice ya anak-anak”
- 230 “Remember two ya”
- 231 “Big ball”
- 232 “Big ball and?”
- 233 “Sorry?”
- 234 “Big voice!”
- 235 “Big ball and small ball”
- 236 “Radika sebutkan”
- 237 “Toy”
- 238 “Sorry?”
- 239 “Toy”
- 240 “Sorry?”
- 241 “Story book”
- 242 “Agas sebutkan dua”
- 243 “Crayon”



- 244 “Pardon me”
- 245 “Pencil crayon”
- 246 “Mr. Billy, I want to drink my water.”
- 247 “Ok”
- 248 “Koko, take the story book and put it keblai ke tempatnya.”
- 249 “DJ , please take big ball and put it kembali.”
- 250 “Gus Rai, juga sama please put the toy.”
- 251 “Gus Meta, juga please put the dice.”
- 252 “Kenzi, please put the small ball ya ketempatnya.
- 253 “Danika, please put the doll, ayo bangun lalu taruh.”
- 254 “Ok, Dede, please put the crayon kembali ke atas meja.”
- 255 “Satya, please put aa... scissors.”
- 256 “Josi, please put the pencil taruh di tempat pensil di atas meja.”
- 257 “Danesh, please put the rubber taruh disamping papan tulis.”
- 258 “Memei, please put the pencil crayon di atas meja.”
- 259 “Raja, close the door please.”
- 260 “Ok, now you can wash your hands, stand in line, one-by-one.”
- 261 “No playing no running ya, pelan-pelan.”
- 262 “Mr. Billy I want to wash my hands.”
- 263 “Sorry?... I didn’t hear you say something.”
- 264 “Go back! Go back cepat kembali!”
- 265 “Mr. Billy I want to wash my hands.”
- 266 “Ok, no running ya”
- 267 “Ok, before we start our class today, let’s pray together. Kita berdoa dahulu ya.”
- 268 “Who will start Mr. Bagi siapa ya?”

269 “Troy, please come here, ayo berdiri.”

270 “Ok, my friends fold your hand, close your eyes and pray start.”

271 “Ok, before we sing a song, I want to ask you something pada kalian.”

272 “Who make your homework? Yourself, your mama or your papa di rumah?”

273 “Myself”

274 “Sorry? Is that right?”

275 “Because your parents texted me that one of you doesn’t want to make this, and ask your dad to make, naa siapa itu.”

276 “Can your daddy di rumah make your homework?”

277 “No”

278 “Can your mommy di rumah make your homework?”

279 “No”

280 “For Yurina, every homework remember to color ya.”

281 “Now, yesterday I got a message from one of your mom from your parents.”

282 “One of you like to, what we call it, this one, ada yang suka cubit ternyata di B2 lo.”

283 “Tidak boleh ya, dont.”

284 “Saka, listen to me jangan lain-lain.”

285 “on Saturday, we go to, you went to somewhere.”

286 “You see a bus with mr. Bagi and also other teachers without me, ibu gak ikut.”

287 “What is it, Where did you go?”

288 “Look at the fish”

289 “look at the fish? What fish do you saw that, apa kemarin?”

290 “Nemo”

291 “Have you touched the star fish kemarin?”

292 “Yes” (the children nodding their head)

- 293 “Do you know what is star fish, ada yang tahu?”
- 294 “Before we start, I want to invite you to sing a song in English, kali ini bukan lagu bahasa indonesia.”
- 295 “What is it, no topi saya bundar, no bintang kecil, no pelangi-pelangi, no pamanku no, in English.”
- 296 “For example, twinkle-twinkle, little banana, one little two one little three, our book, what else.”
- 297 “Bingo”
- 298 “Sorry? Big voice, ya.”
- 299 “Do you want, do you need more space, sempit rasanya?”
- 300 “Saka move back! Emily move back!, ayo cepat kita akan segera mulai.”
- 301 “Bersila, like me and Mr. Bagi!, lihat ibu dan pak bagi.”
- 302 “Thank you ya.”
- 303 “I will take you some pictures of this, just to remind you do you still remember of this or not. Coba ya kita ingat-ingat kembali”
- 304 “Ok, our topic is still occupation sama seperti pertemuan lalu.”
- 305 “Occupation atau job, ya.”
- 306 “You have a song about job, Mr. Bagi, apa ya judulnya?”
- 307 “Gede is a farmer, Kadek is a gardener, Komang is a head master, yang itu.”
- 308 “Do you still remember that apa sudah lupa?”
- 309 “Ok, later we will learn that one again ya.”
- 310 “Listen my question to Mr. Bagi. Jangan dulu lain-lain.”
- 311 “If you are not being a teacher right now, what is it, what occupation do you want?”
- 312 “What do you want to be pak bagi?”
- 313 “A chef.”
- 314 “Kata pak bagi, he wants to be a chef.”

- 315 “Sekarang kalian. I will ask you one by one.”
- 316 “Gusti ayu, what do you want to be nanti kalau sudah besar?”
- 317 “A teacher”
- 318 “Gusti ayu wants to be a teacher.”
- 319 “Listen, ya!”
- 320 “Nanti akan miss Tanya, yang tidak listen akan miss kasi stample, berarti kalian tidak listen.”
- 321 “Yurina, later on what do you want to be, mau jadi apa?”
- 322 “Doctor”
- 323 “What Yurina wants to be tadi dibilang?”
- 324 “Doctor”
- 325 “Doctor, very good. Nanti kalau Miss Lina sakit periksa ke Yurina ya?”
- 326 “Kevin, what do you want to be ayo?”
- 327 “Polisi”
- 328 “Polisi, who know what is polisi in English?”
- 329 “Police man”
- 330 “Alfi, what do you want to be kalau sudah besar?”
- 331 “I want to be a driver.”
- 332 “Alfin gonna be a driver katanya.”
- 333 “kalau Jensen, what do you want to be?”
- 334 “Dokter hewan”
- 335 “Dokter hewan, who knows dokter hewan in English?”
- 336 “Doctor for animal”
- 337 “It’s too long, just say doctor karna doctor for animal terlalu panjang jika disebutkan.”
- 338 “Saka, what do you want to be nanti?”

- 339 “Do you want to be a teacher like us?”
- 340 “Do you want apa tidak?”
- 341 “Say yes!” (the teacher nodding his head)
- 342 “Yes” (the children nodding their head)
- 343 “Arsitek”
- 344 “Itu berarti, right now Fale should learn the way how to drawing a house, ya.”
- 345 “Do you know what is architect, apa itu arsitek?”
- 346 “The one who gonna build a building like hospital and rumah.”
- 347 “How about you troy? What do you want to be kalau sudah besar?”
- 348 “I want to be a chef.”
- 349 “Kalau Alecia, what do you want to be? Do you want to be a makeup artist like your mama?”
- 350 “I want to be a makeup artist.”
- 351 “I want to ask you, who is your friend yang wants to be a teacher?”
- 352 “Gusti Ayu and Nadin”
- 353 “I have three police man here.”
- 354 “Who are they, masih ingat kalian siapa saja?”
- 355 “Kevin, Restu, Ananta”
- 356 “I have a skill full chef di kelas ini.”
- 357 “Who is he?”
- 358 “Troy”
- 359 “Tomorrow Mr. Bagi gonna have a birthday party and what is it, he wants to buy a cake and order a beautiful cake, so where I should go?”
- 360 “Emily” (the teacher point Emily by using her index finger)
- 361 “I want to be a florist”

- 362 “Restu, Alecia, Saka, Jensen, Fale look at me and Mr. Bagi jangan lain-lain!”
- 363 “I want to be a painter.”
- 364 “I want to be a musician.”
- 365 “Yang cowo-cowo, if your hair already long you are going to here.”
- 366 “I want to be a post man.”
- 367 “Mr. Bagi will give you, what is it, a flash card, but before that I am going to shuffle this flash card.”
- 368 “Please help me to say stop.” (the teacher making gesture ‘stop’ by using her palm)
- 369 “Stop!”
- 370 “Ok, what is it Mr Bagi will put the flash card in front of you.”
- 371 “Don’t touch the card, don’t play the card, don’t blow it. Just put it without touching.” (the teacher making gesture ‘no’ by using her index finger)
- 372 “Emily, open your card sekarang!”
- 373 “Say the complete one, please jangan hanya sebutkan pekerjaannya saja. Harus kalimat lengkap ya!”
- 374 “I want to be a doctor.”
- 375 “Very good.” (the teacher points his mother finger signing good )
- 376 “I want to be a hair dresser.”
- 377 “I want to be a singer.”
- 378 “I want to be a dancer.”
- 379 “I want to be a mechanic.”
- 380 “Ok, now wash your hand because we are going to have a breakfast sekarang ya.”

## Appendix 7. Speech Acts Tabulation Data of Meeting 1

**Teacher** : Mr. Billy  
**Date** : January 14<sup>th</sup>, 2020  
**Location** : ASIBK  
**Class** : B1 & B3  
**Theme** : Things in the Classroom  
**Code** :  
**M-1/M-2** = Number of Meeting  
**01-246** = Number of Data  
**T** = Teacher  
**Ss** = Students  
**S** = A Student





Learning skills	Learning Stages	Learning Activities	Speech Acts Utterances					M-1/S>S
			M-1/T>Ss	M-1/Ss>T	M-1/T>S	M-1/S>T	M-1/S>Ss	
Listening and speaking	Pre-activity	Greeting	01. "Good morning students."	02. "Good morning Mr. Billy."				
			03. "How are you today?"	04. "I am fine and you?"				
			05. "I am very well."					
			06. "Thank you."	07. "You are welcome."				
		Praying	08. "Ok"					
			09. "Before we start our lesson, let's pray to the God."					
			10. "Padmi, where is Padmi?"		11. "Change your position."			
					12. "Move aside a little bit."			

			13. “Before we start our lesson lets’ pray to the God.”				
			14. “Who is in charge today?”		15. “Before that please aaa.. Agas take me one chair, please.”		
					16. “DJ come in!”		
					17. “PP, close the door, P.”		18. “Close your eyes and pray start.”
			19. “after DJ who is that?”			20. “Danika”	21. “Danika, stand up and come here.”
					22. “Hey, once more.”		
					23. “I cannot hear your voice properly.”		24. “Danika, stand up and come here.”
							25. “Ok teman-teman lippat

							tangannya, tutup matanya dan sikap berdoa.”	
							26. “Berdoa dimulai”	
							27. “Ya tuhanku lindungilah mereka yang kucintai Ayah, ibu, kakak, adik dan diriku sendiri, Amin”	
							28. “thank you Danika.”	
							29. “Elin, please take one pencil.”	
		Checki ng students , attenda nce	30. “Next, I will call you one-by-one.”					
			31. “What have you say if I call your name?”	32. “Present, Sir.”				
			33. “What have you say if your friend is	34. “Not present, Sir.”				



		50. "Very good."					
		51. "What is Tuesday in Bahasa?"	52. "Selasa"				
		53. "What is fourteenth in Bahasa?"	54. "Empat belas"				
		55. "What is fourteenth in Bahasa?"	56. "Empat belas"				
		57. "Once more."					
		58. "I will ask you more if you not speaking up, Ok?"					
		59. "What is the number of January?"	60. "One"				
		61. "What is the number of Two thousand and twenty?"	62. "Dua ribu dua puluh"				
Whilst-	Activity	63. "Ok, please make a					

activity	1: reviewing the name of things	circle.”						
		64. “Ok, move back, haris, josi, koko, defni, desita move back.”						
				65. “I want Danika please take big ball.”				
				66. “Gus Rai please take story book.”				
				67. “DJ please take big dice.”				
				68. “Next, sam please take one small ball.”				
				69. “Radika please take pencil.”				
				70. “Nindi please take rubber.”				
				71. “Elin, Please take				

				scissors.”			
				72. “Indra, please take magazine.”			
				73. “Gek Sita, please take one toy.”			
				74. “Kimi, take one doll.”			
				75. “Next, I want Dandi, please take a box of crayon.”			
				76. “Keke, please take pencil crayon with red box.”			
				77. “Now, in front of you there are classroom stuffs or this in the classroom.”			
				78. “I think most of you already know what are these.”			

			79. “Ok, we will review one-by-one.”				
			80. “What is this?”	81. “Magazine”			
			82. “This?”	83. “Story book”			
			84. “Big dice”	85. “Big Dice ”			
			86. “Good.”				
			87. “This one?”	88. “Small ball”			
			89. “This one?”	90. “Pencil”			
			91. “This one?”	92. “Rubber”			
			93. “This one?”	94. “Scissors”			
			95. “This?”	96. “Crayon”			
			97. “This?”	98. “Toy”			
			99. “This one?”	100. “Doll”			
			101. “This one is?”	102. “Pencil crayon”			




			103. "I want 5 students come in front."					
			104. "Praja, Kenzi, Kimi, Dian, and Satya take one."					
		Activity 2: the teacher ask the students to come in front, pick one and mention the name	105. "This one? Big or small? "	106. "Big"				
			107. "Big what? What is this?"	108. "Big ball"				
			109. "Ok excellent."					
			110. "Put it back on the carpet."					
			111. "Thank you."					
			112. "Back to your position."					
			113. "Alright, I want make two lines."					
			114. "Two boys and two					

			girls, two boys here and two girls here.”					
			115. “Ok, hurry up, hurry up.”					
			116. “Insert to the line!”					
			117. “Ok, now, take one in front of you and mention the name, if you right you can go back.”					
			118. “Back to your position!”					
		Activity 3: Game	119. “Make a circle!”					
			120. “Hurry up!”					
			121. “Please give me four things here”					
			122. “You tell and I will take it”			123. “Toy”		

			124. "I take toy."					
					125. "Next Radika"	126. "Story book"		
			127. "I take story book"					
					128. "Next Cahya"	129. "Crayon"		
			130. "I take crayon."					
					131. "Next Indra"	132. "Pencil"		
					133. "Sorry?"	134. "Pencil"		
			135. "I take pencil."					
			136. "I have different things here."					
		137. "This one?"		138. "Pencil"				
		139. "This one?"		140. "Crayon"				
		141. "This one?"		142. "Story book"				
		143. "This one?"		144. "Toy"				

			145. "I put toy here"					
			146. "Next, every corner here has one thing, then I will ask you stand up in the middle."					
			147. "After that I will turn on the music, when the music is on, you can dance you can go around."					
			148. "After the music is off or paused, I will ask you to go."					
			149. "Go means you find one of these corner and I will ask you a question."					



			150. “Stand up!”					
			151. “Go, don’t take it just stand up.”					
			152. “Repeat after me!”					
			153. “It’s a toy.”	154. “It’s a toy”				
			155. “It’s a crayon.”	156. “It’s a crayon”				
			157. “It’s a story book.”	158. “It’s a story book.”				
			159. “It’s a pencil.”	160. “It’s a pencil.”				
			161. “Now you can change to another corner ya.”					
		Activity 4: the teacher asks the students the name of			162. “Defni, Please take crayon and put it here”			
					163. “Thank you, Defni.”			
					164. “Prada, please take the			

		things again			toy and put it here.”			
					165. “Dane h, please take the story book and put it here.”			
					166. “Andi, please take pencil.”			
			167. “It’s a dice.”	168. “It’s a dice”				
			169. “It’s a toy.”	170. “It’s a toy.”				
			171. “It’s a doll.”	172. “It’s a doll.”				
			173. “It’s a small ball.”	174. “It’s a small ball.”				
			175. “Ok, what is the color of the small ball?”	176. “Green”				
			177. “What is the shape of the small ball?”	178. “Circle”				
			179. “How many small ball are there in					

			my hand?"				
			180. "One small ball."	181. "One small ball."			
			182. "What is it?"	183. "It's a toy."			
					184. "Gus Rai, What is it?"		
					185. "Big voice."	186. "Story book"	
					187. "Tangk as, What is it?"	188. "Pencil crayon"	
					189. "Good"		
					190. "Cahya , what is it?"		
			191. "Who want to help Cahya?"				
					192. Danika, what is this?	193. "It's magazine"	
					194. "Cahya , what is it?"	195. "It's a magazine."	
					196. "It's a magazine."		
					197. "Once more!"	198. "It's a magazine"	

				199. “Good.”			
				200. “Keke, What is it?”			
			201. “Who wants to help Keke?”				
				202. “Dj, what is it?”	203. “It’s pencil crayon.”		
			204. “Now, look at the time, back to your position!”				
		Activity 5: the teacher asks 2 name of things	205. “Ok, my question, please tell me, please mention two names of thing in the classroom!”				
				206. “Gus Rai”	207. “Sciccos, doll”		
				208. “Next, Anin”			
				209. “Big voice”			



				210. "Remember two"	211. "Big ball"		
				212. "Big ball and?"			
				213. "Hurry up!"			
				214. "Big voice!"	215. "Big ball and small ball"		
				216. "Radika"	217. "Toy"		
				218. "Sorry?"	219. "Toy"		
				220. "Toy and?"	221. "Story book"		
				222. "Agas"	223. "Crayon"		
				224. "Crayon and?"	225. "Pencil crayon"		
					226. "Mr. Billy, I want to drink my water."		
				227. "Ok"			
		Activity		228. "Koko, take the story"			

		6: the teachers ask the students to put the things back to its place		book and put it to the place.”			
				229. “DJ , please take big ball and put it.”			
				230. “Gus Rai, please put the toy.”			
				231. “Gus Meta, please put the dice.”			
				232. “Kenzi, please put the small ball.”			
				233. “Danika, please put the doll.”			
				234. “Ok, Dede, please put the crayon.”			
				235. “Satya, please put aa... scissors.”			
				236. “Josi, please put the pencil.”			

					237. "Dane h, please put the rubber."			
					238. "Meme i, please put the pencil crayon."			
					239. "Raja, close the door please."			
Post- activity	Prepari ng for breakfa st		240. "Ok, now you can wash your hands, stand in line, one-by- one."					
			241. "No playing no running."	242. "Mr. Billy I want to wash my hands."				
			243. "he he hey hey hey...I didn't hear you say something."					
			244. "Go back! Go back!"	245. "Mr. Billy I want to wash my hands."				

			246. "Ok, no running"					
--	--	--	-----------------------	--	--	--	--	--



## Appendix 8. Speech Acts Tabulation Data of Meeting 2

**Teacher** : Mr. Lina

**Date** : January 20<sup>th</sup>, 2020

**Location** : ASIBK

**Class** : B2

**Theme** : Occupation

**Code** :

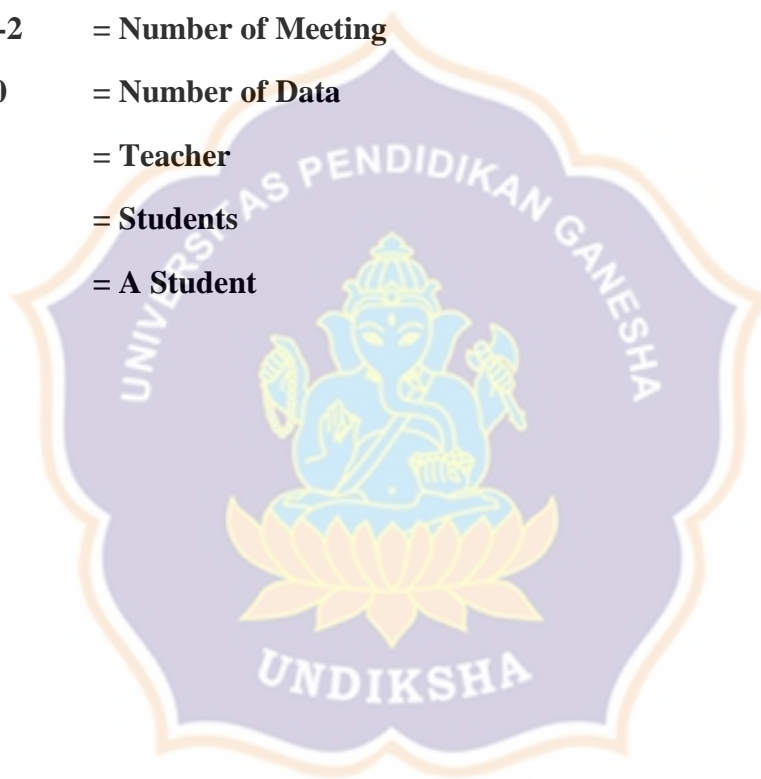
**M-1/M-2** = Number of Meeting

**247-360** = Number of Data

**T** = Teacher

**Ss** = Students

**S** = A Student



Learning Skills	Learning Stages	Learning Activity	Speech Acts Utterances					M-2/S>S
			M-2/T>Ss	M-2/Ss>T	M-2/T>S	M-2/S>T	M-2/S>Ss	
Listening and Speaking	Pre-activity	Praying	247. “Ok, before we start our class today, let’s pray together.”					
			248. “Who will start?”		249. “Troy, please come here.”		250. “Ok, my friends fold your hand, close your eyes and pray start.”	
		Pre-activity: the teacher asks about something	251. “Ok, before we sing a song, I want to ask you something.”					
			252. “Who make your homework? Yourself, your mama	253. “Myself”				

			or your papa?”					
			254. “ Is that right?”					
			255. “ Because your parents texted me that one of you doesn’t want to make this, and ask your dad to make.”					
			256. “Ca n your daddy make your homework”	257. “No”				
			258. “ Can your mommy make your homework? ”	259. “No”	260. “For Yurina, every homework remember to color ya.”			

			261. “ Now, yesterday I got a message from one of your mom.”				
			262. “ One of you like to, what we call it, this one, ada yang suka cubit ternyata di B2 lo.”	263. “Saka, listen to me.”			
			264. “ Tidak boleh ya.”				
		the teacher asks the students about	265. “ on Saturday, you went to somewhere .”				




		their previous trip	266. “ You see a bus with mr. Bagi and also other teachers without me.”				
			267. “ Where did you go?”				
			268. “Look at the fish”				
		269. “ look at the fish? What fish do you saw that?”	270. “Nemo”				
		271. “ Have you touch the star fish?”					
		272. “ Do you know what is star	273. “ Yes”				

			fish?”					
		Sing a song	274. “Before we start, I want to invite you to sing a song in English.”					
			275. “no topi saya bundar, no bintang kecil, no pelangi-pelangi, no pamanku no, in English.”					
			276. “For example, twinkle-twinkle, little banana, one little two one little	277. “Bingo”				

			three, our book, what else.”					
			278. “Big voice, ya.”					
Whilst-activity	Activity 1: the teacher asks the students what they are gonna be		279. “Do you need more space?”					
			280. “Saka move back! Emily move back!”					
			281. “Bersila, like me and Mr. Bagi.”					
			282. “Thank you.”					
			283. “I will take some picture of this, just to					



			remind you do you still remember of this or not.”				
			284. “Ok, our topic is still occupation.”				
			285. “Occupation atau job, ya.”				
			286. “You have a song about job?”				
			287. “Gede is a farmer, Kadek is a gardener, Komang is a head master.”				
			288. “Do you still				



			remember that?"					
			289. "Ok, later we will learn that one again."					
			290. "Listen my question to Mr. Bagi."					
			291. "If you are not being a teacher right now, what occupation do you want?"					
			292. "What do you want to be?"					
			293. "A chef."					
			294. "Mr. Bagi					



			wants to be a chef.”					
			295. “ I will ask you one by one.”		296. “ Gusti ayu, what do you want to be?”	297. “ A teacher”		
			298. “ Gusti ayu wants to be a teacher.”					
			299. “ Listen, ya!”					
			300. “Na nti akan miss Tanya, yang tidak listen akan miss kasi stample, berarti kalian tidak listen.”		301. “ Yurina, later on what do you want to be?”	302. “ Doctor”		
			303. “ what Yurina wants to be?”	304. “ Doctor”				

			305. “ Doctor, very good.”		306. “ Kevin, what do you want to be?”	307. “Polisi”		
			308. “ Polisi, who know what is polisi in English?”			309. “ Police man”		
					310. “ Alfi, what do you want to be?”	311. “ I want to be a driver.”		
			312. “ Alfin gonna be a driver.”		313. “ Jensen, what do you want to be?”	314. “ Dokter hewan”		
			315. “ Dokter hewan, who knows dokter hewan in English?”			316. “ Doctor animal” for		
			317. “ It’s too long, just say doctor.”		318. “ Saka, what do you want to be?”			

				319. “ Do you want to be a teacher like us?”			
				320. “ Do you want?”			
				321. “ Say yes!”	322. “ Yes”		
					323. “ Arsitek”		
				324. “ Itu berarti, right now Fale should learn the way how to drawing a house, ya.”			
				325. “ Do you know what is architect?”			
				326. “ The one	327. “ How about you	328. “ I want to be a	



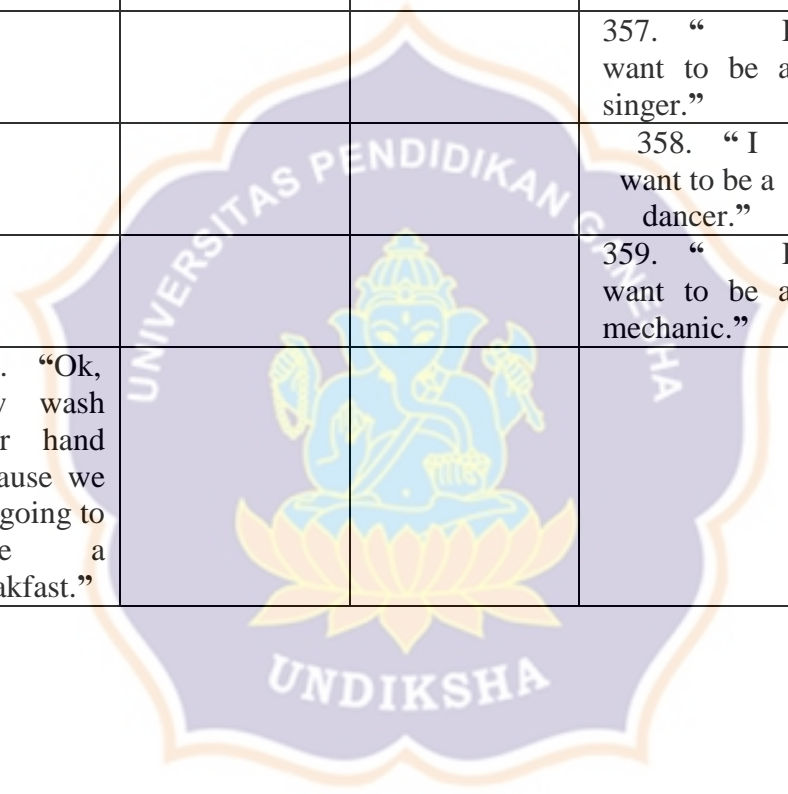
			who gonna build a building like hospital and a house.”		troy? What do you want to be?”	chef.”		
					329. “ Alecia, what do you want to be? Do you want to be a makeup artist like your mama?”	330. “ I want to be a makeup artist.”		
			331. “ I want to ask you, who is your friend wants to be a teacher?”	332. “ Gusti Ayu and Nadira”				
			333. “ I have three police man here.”					

			334. “ Who are they?”	335. “ Kevin, Restu, Ananta”				
			336. “ I have a skill full chef.”					
			337. “ Who is he?”	338. “Troy”				
			339. “ Tomorrow Mr. Bagi gonna have a birthday party and he wants to buy a cake and order a beautiful cake, so where I should go?”	340. “ Emily”		341. “ I want to be a florist”		
			342. “ Restu,			343. “ I want to be a		

			Alecia, Saka, Jensen, Fale look at me and Mr. Bagi!”		painter.”		
					344. “ I want to be a musician.”		
			345. “ Yang cowo- cowo, if your hair already long you are going to here.”		346. “ I want to be a post man.”		
		Activity 2: the teacher gives one flashcar d to each	347. “ Mr. Bagi will give you a flash card, but before that I am going to suffle this flash card.”				

		student	348. “ Please help me to say stop, if you don’t say stop I will suffle until tomorrow.”	349. “ Stop!”				
			350. “ Ok Mr Bagi will put the flash card in front of you.”					
			351. “ Don’t touch the card, don’t play the card, don’t blow it. Just put it without touching.”	352. “ Emily, open your card!”				
				353. “ Say the complete one, please!”	354. “ I want to be a doctor.”			

					355. “ Very good.”	356. “ I want to be a hair dresser.”		
						357. “ I want to be a singer.”		
						358. “ I want to be a dancer.”		
						359. “ I want to be a mechanic.”		
	Post-activity	Prepari ng for break time/br eakfast	360. “Ok, now wash your hand because we are going to have a breakfast.”					



## Appendix 11. The Table of Speech Acts

**Code :**

**M-1/M-2** = Number of Meeting

**01-248** = Number of Data

**T** = Teacher

**Ss** = Students

**S** = A Student



<b>NO</b>	<b>Code</b>	<b>Data</b>	<b>Directive</b>	<b>Commissive</b>	<b>Expressive</b>	<b>Declarative</b>	<b>Assertive</b>
1	M-1/T>Ss/01	“Good morning students.”			Welcoming		
2	M-1/Ss>T/02	“Good morning Mr. Billy.”			Welcoming		
3	M-1/T>Ss/03	“How are you today?”			Welcoming		
4	M-1/Ss>T/04	“I am fine and you?”			Welcoming		
5	M-1/T>Ss/05	“I am very well.”	Telling				
6	M-1/T>Ss/06	“Thank you.”			Thanking		
7	M-1/Ss>T/07	“You are welcome.”			Thanking		
8	M-1/T>Ss/08	“Ok”	Telling				
9	M-1/T>Ss/09	“Before we start our lesson, let’s pray to the God.”	Advising				
10	M-1/T>Ss/10	“Padmi, where is Padmi?”	Requesting				
11	M-1/T>S/11	“Change your position.”	Ordering				
12	M-1/T>S/12	“Move aside a little bit.”	Ordering				

13	M-1/T>Ss/13	“Before we start our lesson lets’ pray to the God.”	Advising				
14	M-1/T>Ss/14	“Who is in charge today?”	Requesting				
15	M-1/T>S/15	“Before that please aaa.. Agas take me one chair, please.”	Requesting				
16	M-1/T>S/16	“DJ come in!”	Ordering				
17	M-1/T>S/17	“PP, close the door, P.”	Ordering				
18	M-1/S>Ss/18	“Close your eyes and pray start.”	Ordering				
19	M-1/T>Ss/19	“After DJ who is that?”	Requesting				
20	M-1/S>T/20	“Danika”	Telling				
21	M-1/S>S/21	“Danika, stand up and come here!”	Ordering				
22	M-1/T>S/22	“Hey, once more.”	Ordering				
23	M-1/T>S/23	“I cannot hear your voice properly.”	Telling				
24	M-1/S>S/24	“Danika, stand up and come	Ordering				



		here.”					
25	M-1/S>Ss/25	“Ok teman-teman lippat tangannya, tutup matanya dan sikap berdoa.”	Ordering				
26	M-1/S>Ss/26	“Berdoa dimulai”	Ordering				
27	M-1/S>Ss/27	“Ya tuhanku lindungilah mereka yang kucintai Ayah, ibu, kakak, adik dan diriku sendiri, Amin.”	Praying				
28	M-1/T>S/28	“Ok, thank you Danika.”			Thanking		
29	M-1/T>S/29	“Elin, please take one pencil.”	Requesting				
30	M-1/T>Ss/30	“Next, I will call you one-by-one”	Telling				
31	M-1/T>Ss/31	“What have you say if I call your name?”	Requesting				
32	M-1/Ss>T/32	“Present, Sir.”	Telling				
33	M-1/T>Ss/33	“What have you say if your friend is not here?”	Requesting				

34	M-1/Ss>T/34	"Not present, Sir."	Telling				
35	M-1/T>Ss/35	"I'll start with B1 and then B3."	Telling				
36	M-1/T>Ss/36	"I'll start to call you from number one."	Telling				
37	M-1/T>Ss/37	"Who is number one from B1?"	Requesting				
38	M-1/S>T/38	"Bagas, Sir."	Telling				
39	M-1/T>S/39	"Who is Bagas?"	Requesting				
40	M-1/S>T/40	"Present, Sir."	Telling				
41	M-1/T>Ss/41	"Ok, now let's feel our calendar today."	Telling				
42	M-1/T>Ss/42	"What day is it today?"	Requesting				
43	M-1/Ss>T/43	"Tuesday"	Telling				
44	M-1/T>Ss/44	"What date is it now?"	Requesting				
45	M-1/Ss>T/45	"Fourteenth"	Telling				

46	M-1/T>Ss/46	“What is the month?”	Requesting				
47	M-1/Ss>T/47	“January”	Telling				
48	M-1/T>Ss/48	“What is the year?”	Requesting				
49	M-1/Ss>T/49	“Two thousand and twenty”	Telling				
50	M-1/T>Ss/50	“Ok very good.”			Complimenting		
51	M-1/T>Ss/51	“What is Tuesday in Bahasa?”	Requesting				
52	M-1/Ss>T/52	“Selasa”	Telling				
53	M-1/T>Ss/53	“What is fourteenth in Bahasa?”	Requesting				
54	M-1/Ss>T/54	“Empat belas”	Telling				
55	M-1/T>Ss/55	“What is fourteenth in Bahasa?”	Requesting				
56	M-1/Ss>T/56	“Empat belas”	Telling				
57	M-1/T>Ss/57	“Once more.”	Ordering				
58	M-1/T>Ss/58	“I will ask you more if you	Telling				

		not speaking up.”					
59	M-1/T>Ss/59	“What is the number of January?”	Requesting				
60	M-1/Ss>T/60	“One”	Telling				
61	M-1/T>Ss/60	“What is the number of Two thousand and twenty?”	Requesting				
62	M-1/Ss>T/62	“Dua ribu dua puluh”	Telling				
63	M-1/T>Ss/63	“Ok, please make a circle.”	Requesting				
64	M-1/T>Ss/64	“Ok, move back, haris, josi, koko, defni, desita move back.”	Ordering				
65	M-1/T>S/65	“I want Danika please take big ball.”	Requesting				
66	M-1/T>S/66	“Gus Rai please take story book.”	Requesting				
67	M-1/T>S/67	“DJ please take big dice.”	Requesting				
68	M-1/T>S/68	“Next, sam please take one	Requesting				

		small ball.”					
69	M-1/T>S/69	“Radika please take pencil.”	Requesting				
70	M-1/T>S/70	“Nindi please take rubber.”	Requesting				
71	M-1/T>S/71	“Elin, Please take scissors.”	Requesting				
72	M-1/T>S/72	“Indra, please take magazine.”	Requesting				
73	M-1/T>S/73	“Gek Sita, please take one toy.”	Requesting				
74	M-1/T>S/74	“Kimi, take one doll.”	Ordering				
75	M-1/T>S/75	“Next, I want Dandi, please take a box of crayon.”	Requesting				
76	M-1/T>S/76	“I want, Keke, please take pencil crayon with red box.”	Requesting				
77	M-1/T>Ss/77	“Now, in front of you there are classroom stuffs or things in the classroom.”	Telling				
78	M-1/T>Ss/78	“I think most of you already know what are these.”	Telling				

79	M-1/T>Ss/79	“Ok, we will review one-by-one.”	Telling				
80	M-1/T>Ss/80	“What is this?”	Requesting				
81	M-1/Ss>T/81	“Magazine”	Telling				
82	M-1/T>Ss/82	“This?”	Requesting				
83	M-1/Ss>T/83	“Story book”	Telling				
84	M-1/T>Ss/84	“Big dice”	Requesting				
85	M-1/Ss>T/85	“Big dice”	Telling				
86	M-1/T>Ss/86	“Good.”			Complimenting		
87	M-1/T>Ss/87	“This one?”	Requesting				
88	M-1/Ss>T/88	“Small ball”	Telling				
89	M-1/T>Ss/89	“This one?”	Requesting				
90	M-1/Ss>T/90	“Pencil”	Telling				
91	M-1/T>Ss/91	“This one?”	Requesting				

92	M-1/Ss>T/92	“Rubber”	Telling				
93	M-1/T>Ss/93	“This one?”	Requesting				
94	M-1/Ss>T/94	“Scissor”	Telling				
95	M-1/T>Ss/95	“This?”	Requesting				
96	M-1/Ss>T/96	“Crayon”	Telling				
97	M-1/T>Ss/97	“This?”	Requesting				
98	M-1/Ss>T/98	“Toy”	Telling				
99	M-1/T>Ss/99	“This one?”	Requesting				
100	M-1/Ss>T/100	“Doll”	Telling				
101	M-1/T>Ss/101	“This one?”	Requesting				
102	M-1/Ss>T/102	“Pencil crayon”	Telling				
103	M-1/T>Ss/103	“Ok, I want 5 students come in front.”	Requesting				
104	M-1/T>Ss/104	“Praja, Kenzi, Kimi, Dian, and Satya take one.”	Ordering				

105	M-1/T>Ss/105	“This one? Big or small?”	Requesting				
106	M-1/Ss>T/106	“Big”	Telling				
107	M-1/T>Ss/107	“Big what? What is this?”	Requesting				
108	M-1/Ss>T/108	“Big ball”	Telling				
109	M-1/T>Ss/109	“Ok excellent.”			Complimenting		
110	M-1/T>Ss/110	“Put it back on the carpet.”	Ordering				
111	M-1/T>Ss/111	“Thank you.”			Thanking		
112	M-1/T>Ss/112	“Back to your position.”	Ordering				
113	M-1/T>Ss/113	“Alright, I want make two lines.”	Telling				
114	M-1/T>Ss/114	“Two boys and two girls, two boys here and two girls here.”	Telling				
115	M-1/T>Ss/115	“Ok, hurry up, hurry up.”	Ordering				
116	M-1/T>Ss/116	“Insert to the line!”	Ordering				
117	M-1/T>Ss/117	“Ok, now, take one in front of you and mention the name, if	Ordering				



		you right you can go back.”					
118	M-1/T>Ss/118	“Back to your position!”	Ordering				
119	M-1/T>Ss/119	“Make a circle!”	Ordering				
120	M-1/T>Ss/120	“Hurry up!”	Ordering				
121	M-1/T>Ss/121	“Please give me four things here”	Requesting				
122	M-1/T>Ss/122	“You tell and I will take it”	Telling				
123	M-1/S>T/123	“Toy”	Telling				
124	M-1/T>Ss/124	“I take toy.”	Telling				
125	M-1/T>S/125	“Next Radika”	Ordering				
126	M-1/S>T/126	“Story book”	Telling				
127	M-1/T>Ss/127	“I take story book”	Telling				
128	M-1/T>S/128	“Next Cahya”	Ordering				
129	M-1/S>T/129	“Crayon”	Telling				
130	M-1/T>Ss/130	“I take crayon.”	Telling				

131	M-1/T>S/131	“Next Indra”	Ordering				
132	M-1/S>T/132	“Pencil”	Telling				
133	M-1/T>S/133	“Sorry?”	Requesting				
134	M-1/S>T/134	“Pencil”	Telling				
135	M-1/T>Ss/135	“I take pencil.”	Telling				
136	M-1/T>Ss/136	“I have different things here.”	Telling				
137	M-1/T>Ss/137	“This one?”	Requesting				
138	M-1/Ss>T/138	“Pencil”	Telling				
139	M-1/T>Ss/139	“This one?”	Requesting				
140	M-1/Ss>T/140	“Crayon”	Telling				
141	M-1/T>Ss/141	“This one?”	Requesting				
142	M-1/Ss>T/142	“Story book”	Telling				
143	M-1/T>Ss/143	“This one?”	Requesting				
144	M-1/Ss>T/144	“Toy”	Telling				
145	M-1/T>Ss/145	“I put toy here”	Telling				

146	M-1/T>Ss/146	“Next, every corner here has one thing, then I will ask you stand up in the middle.”					Explaining
147	M-1/T>Ss/147	“After that I will turn on the music, when the music is on, you can dance you can go around.”					Explaining
148	M-1/T>Ss/148	“After the music is off or paused, I will ask you to go.”					Explaining
149	M-1/T>Ss/149	“Go means you find one of these corner and I will ask you a question.”					Explaining
150	M-1/T>Ss/150	“Stand up!”	Ordering				
151	M-1/T>Ss/151	“Go, don’t take it just stand up.”	Ordering				
152	M-1/T>Ss/152	“Repeat after me!”	Ordering				
153	M-1/T>Ss/153	“It’s a toy.”	Telling				
154	M-1/Ss>T/154	“It’s a toy.”	Telling				

155	M-1/T>Ss/155	"It's a crayon."	Telling				
156	M-1/Ss>T/156	"It's a crayon"	Telling				
157	M-1/T>Ss/157	"It's a story book."	Telling				
158	M-1/Ss>T/158	"It's a story book."	Telling				
159	M-1/T>Ss/159	"It's a pencil."	Telling				
160	M-1/Ss>T/160	"It's a pencil."	Telling				
161	M-1/T>Ss/161	"Now you can change to another corner ya."	Telling				
162	M-1/T>S/162	"Defni, Please take crayon and put it here"	Requesting				
163	M-1/T>S/163	"Thank you, Defni."			Thanking		
164	M-1/T>S/164	"Prada, please take the toy and put it here."	Requesting				
165	M-1/T>S/165	"Danesh, please take the story book and put it here."	Requesting				
166	M-1/T>S/166	"Andi, please take pencil."	Requesting				

167	M-1/T>Ss/167	"It's a dice."	Telling				
168	M-1/Ss>T/168	"It's a dice."	Telling				
169	M-1/T>Ss/169	"It's a toy."	Telling				
170	M-1/Ss>T/170	"It's a toy."	Telling				
171	M-1/T>Ss/171	"It's a doll."	Telling				
172	M-1/Ss>T/172	"It's a doll."	Telling				
173	M-1/T>Ss/173	"It's a small ball."	Telling				
174	M-1/Ss>T/174	"It's a small ball."	Telling				
175	M-1/T>Ss/175	"Ok, what is the color of the small ball?"	Requesting				
176	M-1/Ss>T/176	"Green"	Telling				
177	M-1/T>Ss/177	"What is the shape of the small ball?"	Requesting				
178	M-1/Ss>T/178	"Circle"	Telling				
179	M-1/T>Ss/179	"How many small ball are there in my hand?"	Requesting				

180	M-1/T>Ss/180	“One small ball.”	Telling				
181	M-1/Ss>T/181	“One small ball.”	Telling				
182	M-1/T>Ss/182	“What is it?”	Requesting				
183	M-1/Ss>T/183	“It’s a toy.”	Telling				
184	M-1/T>S/184	“Gus Rai, What is it?”	Requesting				
185	M-1/T>S/185	“Big voice.”	Ordering				
186	M-1/S>T/186	“Story book”	Telling				
187	M-1/T>S/187	“Tangkas, What is it?”	Requesting				
188	M-1/S>T/188	“Pencil crayon”	Telling				
189	M-1/T>S/189	“Good”			Complimenting		
190	M-1/T>S/190	“Cahya, what is it?”	Requesting				
191	M-1/T>Ss/191	“Who want to help Cahya?”	Requesting				
192	M-1/T>S/192	Danika, what is this?	Requesting				
193	M-1/S>T/193	“It’s magazine”	Telling				

194	M-1/T>S/194	“Cahaya, what is it?”	Requesting				
195	M-1/S>T/195	“It’s a magazine.”	Telling				
196	M-1/T>S/196	“It’s a magazine.”	Telling				
197	M-1/T>S/197	“Once more!”	Ordering				
198	M-1/S>T/198	“It’s a magazine”	Telling				
199	M-1/T>S/199	“Good.”			Complimenting		
200	M-1/T>S/200	“Keke, What is it?”	Requesting				
201	M-1/T>Ss/201	“Who wants to help Keke?”	Requesting				
202	M-1/T>S/202	“Dj, what is it?”	Requesting				
203	M-1/T>S/203	“It’s pencil crayon.”	Telling				
204	M-1/T>Ss/204	“Now, look at the time, back to your position!”	Ordering				
205	M-1/T>Ss/205	“Ok, my question, please tell me, please mention two names of thing in the classroom!”	Requesting				

206	M-1/T>S/206	“Gus Rai”	Ordering				
207	M-1/S>T/207	“Sciccors, doll”	Telling				
208	M-1/T>S/208	“Next, Anin”	Ordering				
209	M-1/T>S/209	“Big voice”	Ordering				
210	M-1/T>S/210	“Remember two”	Telling				
211	M-1/S>T/211	“Big ball”	Telling				
212	M-1/T>S/212	“Big ball and?”	Requesting				
213	M-1/T>S/213	“Hurry up!”	Ordering				
214	M-1/T>S/214	“Big voice!”	Ordering				
215	M-1/S>T/215	“Big ball and small ball”	Telling				
216	M-1/T>S/216	“Radika”	Ordering				
217	M-1/S>T/217	“Toy”	Telling				
218	M-1/T>S/218	“Sorry?”	Requesting				
219	M-1/S>T/219	“Toy”	Telling				
220	M-1/T>S/220	“Toy and?”	Requesting				



221	M-1/S>T/221	“Story book”	Telling				
222	M-1/T>S/222	“Agas”	Ordering				
223	M-1/S>T/223	“Crayon”	Telling				
224	M-1/T>S/224	“Crayon and?”	Requesting				
225	M-1/S>T/225	“Pencil crayon”	Telling				
226	M-1/S>T/226	“Mr. Billy, I want to drink my water.”	Telling				
227	M-1/T>S/227	“Ok”	Telling				
228	M-1/T>S/228	“Koko, take the story book and put it to the place.”	Ordering				
229	M-1/T>S/229	“DJ , please take big ball and put it.”	Requesting				
230	M-1/T>S/230	“Gus Rai, please put the toy.”	Requesting				
231	M-1/T>S/231	“Gus Meta, please put the dice.”	Requesting				
232	M-1/T>S/232	“Kenzi, please put the small ball.	Requesting				

233	M-1/T>S/233	“Danika, please put the doll.”	Requesting				
234	M-1/T>S/234	“Ok, Dede, please put the crayon.”	Requesting				
235	M-1/T>S/235	“Satya, please put aa... scissors.”	Requesting				
236	M-1/T>S/236	“Josi, please put the pencil.”	Requesting				
237	M-1/T>S/237	“Danesh, please put the rubber.”	Requesting				
238	M-1/T>S/238	“Memei, please put the pencil crayon.”	Requesting				
239	M-1/T>S/239	“Raja, close the door please.”	Requesting				
240	M-1/T>Ss/240	“Ok, now you can wash your hands, stand in line, one-by-one.”	Telling				
241	M-1/T>Ss/241	“No playing no running.”	Ordering				
242	M-1/S>T/242	“Mr. Billy I want to wash my hands.”	Telling				

243	M-1/T>Ss/243	“he he hey hey hey...I didn’t hear you say something.”	Telling				
244	M-1/T>Ss/244	“Go back! Go back!”	Ordering				
245	M-1/Ss>T/245	“Mr. Billy I want to wash my hands.”	Telling				
246	M-1/T>Ss/246	“Ok, no running”	Ordering				
247	M-2/T>Ss/247	“Ok, before we start our class today, let’s pray together.”	Telling				
248	M-2/T>Ss/248	“Who will start Mr. Bagi?”	Requesting				
249	M-2/T>S/249	“Troy, please come here.”	Requesting				
250	M-2/S>Ss/250	“Ok, my friends fold your hand, close your eyes and pray start.”	Ordering				
251	M-2/T>Ss/251	“Ok, before we sing a song, I want to ask you something.”	Telling				
252	M-2/T>Ss/252	“Who make your homework? Yourself, your mama or your papa?”	Requesting				

253	M-2/Ss>T/253	“Myself”	Telling				
254	M-2/T>Ss/254	“Is that right?”				Confirming	
255	M-2/T>Ss/255	“Because your parents texted me that one of you doesn’t want to make this, and ask your dad to make.”					Explaining
256	M-2/T>Ss/256	“Can your daddy make your homework?”	Requesting				
257	M-2/Ss>T/257	“No”	Telling				
258	M-2/T>Ss/258	“Can your mommy make your homework?”	Requesting				
259	M-2/Ss>T/259	“No”	Telling				
260	M-2/T>S/260	“For Yurina, every homework remember to color ya.”	Ordering				
261	M-2/T>Ss/261	“Now, yesterday I got a message from one of your mom.”	Telling				
262	M-2/T>Ss/262	“One of you like to, what we	Telling				

		call it, this one, ada yang suka cubit ternyata di B2 lo.”					
263	M-2/T>Ss/263	“Tidak boleh ya.”	Telling				
264	M-2/T>S/264	“Saka, listen to me.”	Ordering				
265	M-2/T>Ss/265	“on Saturday, you went to somewhere.”	Telling				
266	M-2/T>Ss/266	“You see a bus with mr. Bagi and also other teachers without me.”	Telling				
267	M-2/T>Ss/267	“Where did you go?”	Requesting				
268	M-2/Ss>T/268	“Look at the fish”	Telling				
269	M-2/T>Ss/269	“look at the fish? What fish do you saw that?”	Requesting				
270	M-2/Ss>T/270	“Nemo”	Telling				
271	M-2/T>Ss/271	“Have you touched the star fish?”	Requesting				
272	M-2/Ss>T/272	“Yes”	Telling				

273	M-2/T>Ss/273	“Do you know what is star fish?”	Requesting				
274	M-2/T>Ss/274	“Before we start, I want to invite you to sing a song in English.”	Telling				
275	M-2/T>Ss/275	“no topi saya bundar, no bintang kecil, no pelangi-pelangi, no pamanku no, in English.”	Telling				
276	M-2/T>Ss/276	“For example, twinkle-twinkle, little banana, one little two one little three, our book, what else.”	Telling				
277	M-2/Ss>T/277	“Bingo”	Telling				
278	M-2/T>Ss/278	“Big voice, ya.”	Ordering				
279	M-2/T>Ss/279	“Do you need more space?”	Requesting				
280	M-2/T>Ss/280	“Saka move back! Emily move back!”	Ordering				
281	M-2/T>Ss/281	“Bersila, like me and Mr.	Ordering				

		Bagi!”					
282	M-2/T>Ss/282	“Thank you.”			Thanking		
283	M-2/T>Ss/283	“I will take some picture of this, just to remind you do you still remember of this or not.”	Telling				
284	M-2/T>Ss/284	“Ok, our topic is still occupation.”	Telling				
285	M-2/T>Ss/285	“Occupation atau job, ya.”	Telling				
286	M-2/T>Ss/286	“You have a song about job, Mr. Bagi?”	Requesting				
287	M-2/T>Ss/287	“Gede is a farmer, Kadek is a gardener, Komang is a head master.”	Telling				
288	M-2/T>Ss/288	“Do you still remember that?”	Requesting				
289	M-2/T>Ss/289	“Ok, later we will learn that one again.”	Telling				
290	M-2/T>Ss/290	“Listen my question to Mr. Bagi.”	Ordering				

291	M-2/T>Ss/291	“If you are not being a teacher right now, what occupation do you want?”	Requesting				
292	M-2/T>Ss/292	“What do you want to be?”	Requesting				
293	M-2/T>Ss/293	“A chef.”	Telling				
294	M-2/T>Ss/294	“Mr. Bagi wants to be a chef.”	Telling				
295	M-2/T>Ss/295	“I will ask you one by one.”	Telling				
296	M-2/T>S/296	“Gusti ayu, what do you want to be?”	Requesting				
297	M-2/S>T/297	“A teacher”	Telling				
298	M-2/T>Ss/298	“Gusti ayu wants to be a teacher.”	Telling				
299	M-2/T>Ss/299	“Listen, ya!”	Ordering				
300	M-2/T>Ss/300	“Nanti akan miss Tanya, yang tidak listen akan miss kasi stample, berarti kalian tidak listen.”	Telling				



301	M-2/T>S/301	“Yurina, later on what do you want to be?”	Requesting				
302	M-2/S>T/302	“Doctor”	Telling				
303	M-2/T>Ss/303	“What Yurina wants to be?”	Requesting				
304	M-2/Ss>T/304	“Doctor”	Telling				
305	M-2/T>Ss/305	“Doctor, very good.”			Complimenting		
306	M-2/T>S/306	“Kevin, what do you want to be?”	Requesting				
307	M-2/S>T/307	“Polisi”	Telling				
308	M-2/T>Ss/308	“Polisi, who know what is polisi in English?”	Requesting				
309	M-2/S>T/309	“Police man”	Telling				
310	M-2/T>S/310	“Alfi, what do you want to be?”	Requesting				
311	M-2/S>T/311	“I want to be a driver.”	Telling				
312	M-2/T>Ss/312	“Alfin gonna be a driver.”	Telling				

313	M-2/T>S/313	“Jensen, what do you want to be?”	Requesting				
314	M-2/S>T/314	“Dokter hewan”	Telling				
315	M-2/T>Ss/315	“Dokter hewan, who knows dokter hewan in English?”	Requesting				
316	M-2/S>T/316	“Doctor for animal”	Telling				
317	M-2/T>Ss/317	“It’s too long, just say doctor.”	Telling				
318	M-2/T>S/318	“Saka, what do you want to be?”	Requesting				
319	M-2/T>S/319	“Do you want to be a teacher like us?”	Requesting				
320	M-2/T>S/320	“Do you want?”	Requesting				
321	M-2/T>S/321	“Say yes!”	Ordering				
322	M-2/S>T/322	“Yes”	Telling				
323	M-2/S>T/323	“Arsitek”	Telling				
324	M-2/T>S/324	“Itu berarti, right now Fale	Telling				

		should learn the way how to drawing a house, ya.”					
325	M-2/T>Ss/325	“Do you know what is architect?”	Requesting				
326	M-2/T>Ss/326	“The one who gonna build a building like hospital and a house.”					Explaining
327	M-2/T>S/327	“How about you troy? What do you want to be?”	Requesting				
328	M-2/S>T/328	“I want to be a chef.”	Telling				
329	M-2/T>S/329	“Alecia, what do you want to be? Do you want to be a makeup artist like your mama?”	Requesting				
330	M-2/S>T/330	“I want to be a makeup artist.”	Telling				
331	M-2/T>Ss/331	“I want to ask you, who is your friend wants to be a teacher?”	Requesting				
332	M-2/Ss>T/332	“Gusti Ayu and Nadin”	Telling				

333	M-2/T>Ss/333	"I have three police man here."	Telling				
334	M-2/T>Ss/334	"Who are they?"	Requesting				
335	M-2/Ss>T/335	"Kevin, Restu, Ananta"	Telling				
336	M-2/T>Ss/336	"I have a skill full chef."	Telling				
337	M-2/T>Ss/337	"Who is he?"	Requesting				
338	M-2/Ss>T/338	"Troy"	Telling				
339	M-2/T>Ss/339	"Tomorrow Mr. Bagi gonna have a birthday party and he wants to buy a cake and order a beautiful cake, so where I should go?"	Requesting				
340	M-2/Ss>T/340	"Emily"	Telling				
341	M-2/S>T/341	"I want to be a florist"	Telling				
342	M-2/T>Ss/342	"Restu, Alecia, Saka, Jensen, Fale look at me and Mr. Bagi!"	Ordering				

343	M-2/S>T/343	"I want to be a painter."	Telling				
344	M-2/S>T/344	"I want to be a musician."	Telling				
345	M-2/T>Ss/345	"Yang cowo-cowo, if your hair already long you are going to here."	Telling				
346	M-2/S>T/346	"I want to be a post man."	Telling				
347	M-2/T>Ss/347	"Mr. Bagi will give you a flash card, but before that I am going to suffle this flash card."	Telling				
348	M-2/T>Ss/348	"Please help me to say stop."	Requesting				
349	M-2/Ss>T/349	"Stop!"	Ordering				
350	M-2/T>Ss/350	"Ok Mr Bagi will put the flash card in front of you."	Telling				
351	M-2/T>Ss/351	"Don't touch the card, don't play the card, don't blow it. Just put it without touching."	Ordering				
352	M-2/T>S/352	"Emily, open your card!"	Ordering				

353	M-2/T>S/353	“Say the complete one, please!”	Ordering				
354	M-2/S>T/354	“I want to be a doctor.”	Telling				
355	M-2/T>S/355	“Very good.”			Complimenting		
356	M-2/S>T/356	“I want to be a hair dresser.”	Telling				
357	M-2/S>T/357	“I want to be a singer.”	Telling				
358	M-2/S>T/358	“I want to be a dancer.”	Telling				
359	M-2/S>T/359	“I want to be a mechanic.”	Telling				
360	M-2/T>Ss/360	“Ok, now wash your hand because we are going to have a breakfast.”	Ordering				

## Appendix 12. Speech Acts Data Reliability

NO	Speech Acts	Evaluator 1		Evaluator 2	
		Types	Sub-types	Types	Sub-types
1	“Good morning students.”	Expressive	Welcoming	Expressive	Welcoming
2	“Good morning Mr. Billy.”	Expressive	Welcoming	Expressive	Welcoming
3	“How are you today?”	Expressive	Welcoming	Expressive	Welcoming
4	“I am fine and you?”	Expressive	Welcoming	Expressive	Welcoming
5	“I am very well.”	Directive	Telling	Directive	Telling
6	“Thank you.”	Expressive	Thanking	Expressive	Thanking
7	“You are welcome.”	Expressive	Thanking	Expressive	Thanking
8	“Ok”	Directive	Telling	Directive	Telling
9	“Before we start our lesson, let’s pray to the God.”	Directive	Advising	Directive	Advising
10	“Padmi, where is Padmi?”	Directive	Requesting	Directive	Requesting

11	“Change your position.”	Directive	Ordering	Directive	Ordering
12	“Move aside a little bit.”	Directive	Ordering	Directive	Ordering
13	“Before we start our lesson lets’ pray to the God.”	Directive	Advising	Directive	Advising
14	“Who is in charge today?”	Directive	Requesting	Directive	Requesting
15	“Before that please aaa.. Agas take me one chair, please.”	Directive	Requesting	Directive	Requesting
16	“DJ come in!”	Directive	Ordering	Directive	Ordering
17	“PP, close the door, P.”	Directive	Ordering	Directive	Ordering
18	“Close your eyes and pray start.”	Directive	Ordering	Directive	Ordering
19	“After DJ who is that?”	Directive	Requesting	Directive	Requesting
20	“Danika”	Directive	Telling	Directive	Telling
21	“Danika, stand up and come here!”	Directive	Ordering	Directive	Ordering
22	“Hey, once more.”	Directive	Telling	Directive	Ordering
23	“I cannot hear your voice properly.”	Directive	Telling	Directive	Telling



24	“Danika, stand up and come here.”	Directive	Ordering	Directive	Ordering
25	“Ok teman-teman lippat tangannya, tutup matanya dan sikap berdoa.”	Directive	Ordering	Directive	Ordering
26	“Berdoa dimulai”	Directive	Ordering	Directive	Ordering
27	“Ya tuhanku lindungilah mereka yang kucintai Ayah, ibu, kakak, adik dan diriku sendiri, Amin.”	Directive	Praying	Directive	Praying
28	“Ok, thank you Danika.”	Expressive	Thanking	Expressive	Thanking
29	“Elin, please take one pencil.”	Directive	Requesting	Directive	Requesting
30	“Next, I will call you one-by-one”	Directive	Telling	Directive	Telling
31	“What have you say if I call your name?”	Directive	Requesting	Directive	Requesting
32	“Present, Sir.”	Directive	Telling	Directive	Telling
33	“What have you say if your friend is not here?”	Directive	Requesting	Directive	Requesting
34	“Not present, Sir.”	Directive	Telling	Directive	Telling
35	“I’ll start with B1 and then B3.”	Directive	Telling	Directive	Telling

36	"I'll start to call you from number one."	Directive	Telling	Directive	Telling
37	"Who is number one from B1?"	Directive	Requesting	Directive	Requesting
38	"Bagas, Sir."	Directive	Telling	Directive	Telling
39	"Who is Bagas?"	Directive	Requesting	Directive	Requesting
40	"Present, Sir."	Directive	Telling	Directive	Telling
41	Elin ?	Directive	Ordering	Directive	Requesting
42	Present, sir	Directive	Stating	Directive	Telling
43	Danesh?	Directive	Ordering	Directive	Requesting
44	Present, sir	Directive	Stating	Directive	Telling
45	Indra?	Directive	Ordering	Directive	Requesting
46	Present, sir	Directive	Stating	Directive	Telling
47	Satya?	Directive	Ordering	Directive	Requesting
48	Present, sir	Directive	Stating	Directive	Telling
49	Radika?	Directive	Ordering	Directive	Requesting

50	“Ok, now let’s feel our calendar today.”	Directive	Telling	Directive	Telling
51	“What day is it today?”	Directive	Requesting	Directive	Requesting
52	“Tuesday”	Directive	Telling	Directive	Telling
53	“What date is it now?”	Directive	Requesting	Directive	Requesting
54	“Fourteenth”	Directive	Telling	Directive	Telling
55	“What is the month?”	Directive	Requesting	Directive	Requesting
56	“January”	Directive	Telling	Directive	Telling
57	“What is the year?”	Directive	Requesting	Directive	Requesting
58	“Two thousand and twenty”	Directive	Telling	Directive	Telling
59	“Ok very good.”	Expressive	Complimenting	Expressive	Complimenting
60	“What is Tuesday in Bahasa?”	Directive	Requesting	Directive	Requesting
61	“Selasa”	Directive	Telling	Directive	Telling
62	“What is fourteenth in Bahasa?”	Directive	Requesting	Directive	Requesting
63	“Empat belas”	Directive	Telling	Directive	Telling

64	“What is fourteenth in Bahasa?”	Directive	Requesting	Directive	Requesting
65	“Empat belas”	Directive	Telling	Directive	Telling
66	“Once more.”	Directive	Ordering	Directive	Ordering
67	“I will ask you more if you not speaking up.”	Directive	Telling	Directive	Telling
68	“What is the number of January?”	Directive	Requesting	Directive	Requesting
69	“One”	Directive	Telling	Directive	Telling
70	“What is the number of Two thousand and twenty?”	Directive	Requesting	Directive	Requesting
71	“Dua ribu dua puluh”	Directive	Telling	Directive	Telling
72	“Ok, please make a circle.”	Directive	Requesting	Directive	Requesting
73	“Ok, move back, haris, josi, koko, defni, desita move back.”	Directive	Requesting	Directive	Ordering
74	“I want Danika please take big ball.”	Directive	Requesting	Directive	Requesting
75	“Gus Rai please take story book.”	Directive	Requesting	Directive	Requesting
76	“DJ please take big dice.”	Directive	Requesting	Directive	Requesting

77	“Next, sam please take one small ball.”	Directive	Requesting	Directive	Requesting
78	“Radika please take pencil.”	Directive	Requesting	Directive	Requesting
79	“Nindi please take rubber.”	Directive	Requesting	Directive	Requesting
80	“Elin, Please take scissors.”	Directive	Requesting	Directive	Requesting
81	“Indra, please take magazine.”	Directive	Requesting	Directive	Requesting
82	“Gek Sita, please take one toy.”	Directive	Requesting	Directive	Requesting
83	“Kimi, take one doll.”	Directive	Ordering	Directive	Ordering
84	“Next, I want Dandi, please take a box of crayon.”	Directive	Requesting	Directive	Requesting
85	“I want, Keke, please take pencil crayon with red box.”	Directive	Requesting	Directive	Requesting
86	“Now, in fron of you there are classroom stuffs or things in the classroom.”	Directive	Telling	Directive	Telling
87	“I think most of you already know what are these.”	Directive	Telling	Directive	Telling
88	“Ok, we will review one-by-one.”	Directive	Telling	Directive	Telling

89	“What is this?”	Directive	Requesting	Directive	Requesting
90	“Magazine”	Directive	Stating	Directive	Telling
91	“This?”	Directive	Requesting	Directive	Requesting
92	“Story book”	Directive	Stating	Directive	Telling
93	“Big dice”	Directive	Requesting	Directive	Requesting
94	“Big dice”	Directive	Stating	Directive	Telling
95	“Good.”	Expressive	Complimenting	Expressive	Complimenting
96	“This one?”	Directive	Requesting	Directive	Requesting
97	“Small ball”	Directive	Stating	Directive	Telling
98	“This one?”	Directive	Requesting	Directive	Requesting
99	“Pencil”	Directive	Stating	Directive	Telling
100	“This one?”	Directive	Requesting	Directive	Requesting
101	“Rubber”	Directive	Stating	Directive	Telling
102	“This one?”	Directive	Requesting	Directive	Requesting
103	“Scissor”	Directive	Telling	Directive	Telling

104	“This?”	Directive	Requesting	Directive	Requesting
105	“Crayon”	Directive	Telling	Directive	Telling
106	“This?”	Directive	Requesting	Directive	Requesting
107	“Toy”	Directive	Telling	Directive	Telling
108	“This one?”	Directive	Requesting	Directive	Requesting
109	“Doll”	Directive	Telling	Directive	Telling
110	“This one?”	Directive	Requesting	Directive	Requesting
111	“Pencil crayon”	Directive	Telling	Directive	Telling
112	“Ok, I want 5 students come in front.”	Directive	Requesting	Directive	Requesting
113	“Praja, Kenzi, Kimi, Dian, and Satya take one.”	Directive	Requesting	Directive	Ordering
114	“This one? Big or small?”	Directive	Requesting	Directive	Requesting
115	“Big”	Directive	Telling	Directive	Telling
116	“Big what? What is this?”	Directive	Requesting	Directive	Requesting
117	“Big ball”	Directive	Telling	Directive	Telling

118	“Ok excellent.”	Expressive	Complimenting	Expressive	Complimenting
119	“Put it back on the carpet.”	Directive	Requesting	Directive	Ordering
120	“Thank you.”	Expressive	Thanking	Expressive	Thanking
121	“Back to your position.”	Directive	Ordering	Directive	Ordering
122	“Alright, I want make two lines.”	Directive	Telling	Directive	Telling
123	“Two boys and two girls, two boys here and two girls here.”	Directive	Telling	Directive	Telling
124	“Ok, hurry up, hurry up.”	Directive	Ordering	Directive	Ordering
125	“Insert to the line!”	Directive	Ordering	Directive	Ordering
126	“Ok, now, take one in front of you and mention the name, if you right you can go back.”	Directive	Ordering	Directive	Ordering
127	“Back to your position!”	Directive	Ordering	Directive	Ordering
128	“Make a circle!”	Directive	Ordering	Directive	Ordering
129	“Hurry up!”	Directive	Ordering	Directive	Ordering
130	“Please give me four things here”	Directive	Ordering	Directive	Requesting



131	“You tell and I will take it”	Directive	Telling	Directive	Telling
132	“Toy”	Directive	Telling	Directive	Telling
133	“I take toy.”	Directive	Telling	Directive	Telling
134	“Next Radika”	Directive	Ordering	Directive	Ordering
135	“Story book”	Directive	Telling	Directive	Telling
136	“I take story book”	Directive	Telling	Directive	Telling
137	“Next Cahya”	Directive	Ordering	Directive	Ordering
138	“Crayon”	Directive	Telling	Directive	Telling
139	“I take crayon.”	Directive	Telling	Directive	Telling
140	“Next Indra”	Directive	Ordering	Directive	Ordering
141	“Pencil”	Directive	Telling	Directive	Telling
142	“Sorry?”	Directive	Ordering	Directive	Requesting
143	“Pencil”	Directive	Telling	Directive	Telling
144	“I take pencil.”	Directive	Telling	Directive	Telling
145	“I have different things here.”	Directive	Telling	Directive	Telling

146	“This one?”	Directive	Requesting	Directive	Requesting
147	“Pencil”	Directive	Telling	Directive	Telling
148	“This one?”	Directive	Requesting	Directive	Requesting
149	“Crayon”	Directive	Telling	Directive	Telling
150	“This one?”	Directive	Requesting	Directive	Requesting
151	“Story book”	Directive	Telling	Directive	Telling
152	“This one?”	Directive	Requesting	Directive	Requesting
153	“Toy”	Directive	Telling	Directive	Telling
154	“I put toy here”	Directive	Telling	Directive	Telling
155	“Next, every corner here has one thing, then I will ask you stand up in the middle.”	Assertive	Explaining	Assertive	Explaining
156	“After that I will turn on the music, when the music is on, you can dance you can go around.”	Assertive	Explaining	Assertive	Explaining
157	“After the music is off or paused, I will ask you to go.”	Assertive	Explaining	Assertive	Explaining

158	“Go means you find one of these corner and I will ask you a question.”	Assertive	Explaining	Assertive	Explaining
159	“Stand up!”	Directive	Ordering	Directive	Ordering
160	“Go, don’t take it just stand up.”	Directive	Ordering	Directive	Ordering
161	“Repeat after me!”	Directive	Ordering	Directive	Ordering
162	“It’s a toy.”	Directive	Telling	Directive	Telling
163	“It’s a toy.”	Directive	Telling	Directive	Telling
164	“It’s a crayon.”	Directive	Telling	Directive	Telling
165	“It’s a crayon”	Directive	Telling	Directive	Telling
166	“It’s a story book.”	Directive	Telling	Directive	Telling
167	“It’s a story book.”	Directive	Telling	Directive	Telling
168	“It’s a pencil.”	Directive	Telling	Directive	Telling
169	“It’s a pencil.”	Directive	Telling	Directive	Telling
170	“Now you can change to another corner ya.”	Directive	Telling	Directive	Telling

171	“Defni, Please take crayon and put it here”	Directive	Requesting	Directive	Requesting
172	“Thank you, Defni.”	Expressive	Thanking	Expressive	Thanking
173	“Prada, please take the toy and put it here.”	Directive	Requesting	Directive	Requesting
174	“Danesh, please take the story book and put it here.”	Directive	Requesting	Directive	Requesting
175	“Andi, please take pencil.”	Directive	Ordering	Directive	Requesting
176	“It’s a dice.”	Directive	Telling	Directive	Telling
177	“It’s a dice.”	Directive	Telling	Directive	Telling
178	“It’s a toy.”	Directive	Telling	Directive	Telling
179	“It’s a toy.”	Directive	Telling	Directive	Telling
180	“It’s a doll.”	Directive	Telling	Directive	Telling
181	“It’s a doll.”	Directive	Telling	Directive	Telling
182	“It’s a small ball.”	Directive	Telling	Directive	Telling
183	“It’s a small ball.”	Directive	Telling	Directive	Telling

184	“Ok, what is the color of the small ball?”	Directive	Requesting	Directive	Requesting
185	“Green”	Directive	Telling	Directive	Telling
186	“What is the shape of the small ball?”	Directive	Requesting	Directive	Requesting
187	“Circle”	Directive	Telling	Directive	Telling
188	“How many small ball are there in my hand?”	Directive	Requesting	Directive	Requesting
189	“One small ball.”	Directive	Telling	Directive	Telling
190	“One small ball.”	Directive	Telling	Directive	Telling
191	“Danika, you listen to me?”	Directive	Ordering	Directive	Requesting
192	“yes sir”	Directive	Stating	Directive	Telling
193	“Don’t talk with your friend while I’m talking in front”	Directive	Requesting	Directive	Ordering
194	“yes sir”	Directive	Stating	Directive	Telling
195	“Don’t do it again”	Directive	Requesting	Directive	
196	“ok sir”	Directive	Stating	Directive	Telling

197	“For the others, don’t do what Danika do”	Directive	Telling	Directive	Ordering
198	“Do you hear me?”	Directive	Asking	Directive	Requesting
199	“Yes sir”	Directive	Stating	Directive	Telling
200	“It’s not polite”	Directive	Stating	Directive	Telling
201	“Ok, now back to the question”	Directive	Requesting	Directive	Telling
202	“What is it?”	Directive	Requesting	Directive	Requesting
203	“It’s a toy.”	Directive	Telling	Directive	Telling
204	“Gus Rai, What is it?”	Directive	Requesting	Directive	Requesting
205	“Big voice.”	Directive	Ordering	Directive	Ordering
206	“Story book”	Directive	Telling	Directive	Telling
207	“Tangkas, What is it?”	Directive	Requesting	Directive	Requesting
208	“Pencil crayon”	Directive	Telling	Directive	Telling
209	“Good”	Expressive	Complimenting	Expressive	Complimenting
210	“Cahya, what is it?”	Directive	Requesting	Directive	Requesting

211	“Who want to help Cahya?”	Directive	Requesting	Directive	Requesting
212	Danika, what is this?	Directive	Requesting	Directive	Requesting
213	“It’s magazine”	Directive	Telling	Directive	Telling
214	“Cahya, what is it?”	Directive	Requesting	Directive	Requesting
215	“It’s a magazine.”	Directive	Telling	Directive	Telling
216	“It’s a magazine.”	Directive	Telling	Directive	Telling
217	“Once more!”	Directive	Ordering	Directive	Ordering
218	“It’s a magazine”	Directive	Telling	Directive	Telling
219	“Good.”	Expressive	Complimenting	Expressive	Complimenting
220	“Keke, What is it?”	Directive	Requesting	Directive	Requesting
221	“Who wants to help Keke?”	Directive	Requesting	Directive	Requesting
222	“Dj, what is it?”	Directive	Requesting	Directive	Requesting
223	“It’s pencil crayon.”	Directive	Telling	Directive	Telling
224	“Now, look at the time, back to your position!”	Directive	Ordering	Directive	Ordering

225	“Ok, my question, please tell me, please mention two names of thing in the classroom!”	Directive	Ordering	Directive	Requesting
226	“Gus Rai”	Directive	Ordering	Directive	Ordering
227	“Sciccors, doll”	Directive	Telling	Directive	Telling
228	“Next, Anin”	Directive	Ordering	Directive	Ordering
229	“Big voice”	Directive	Ordering	Directive	Ordering
230	“Remember two”	Directive	Telling	Directive	Telling
231	“Big ball”	Directive	Telling	Directive	Telling
232	“Big ball and?”	Directive	Requesting	Directive	Requesting
233	“Hurry up!”	Directive	Ordering	Directive	Ordering
234	“Big voice!”	Directive	Ordering	Directive	Ordering
235	“Big ball and small ball”	Directive	Telling	Directive	Telling
236	“Radika”	Directive	Ordering	Directive	Ordering
237	“Toy”	Directive	Telling	Directive	Telling



238	“Sorry?”	Directive	Ordering	Directive	Requesting
239	“Toy”	Directive	Telling	Directive	Telling
240	“Toy and?”	Directive	Requesting	Directive	Requesting
241	“Story book”	Directive	Telling	Directive	Telling
242	“Agas”	Directive	Ordering	Directive	Ordering
243	“Crayon”	Directive	Telling	Directive	Telling
244	“Crayon and?”	Directive	Requesting	Directive	Requesting
245	“Pencil crayon”	Directive	Telling	Directive	Telling
246	“Mr. Billy, I want to drink my water.”	Directive	Telling	Directive	Telling
247	“Ok”	Directive	Telling	Directive	Telling
248	“Koko, take the story book and put it to the place.”	Directive	Ordering	Directive	Ordering
249	“DJ , please take big ball and put it.”	Directive	Requesting	Directive	Requesting
250	“Gus Rai, please put the toy.”	Directive	Requesting	Directive	Requesting
251	“Gus Meta, please put the dice.”	Directive	Requesting	Directive	Requesting

252	“Kenzi, please put the small ball.”	Directive	Requesting	Directive	Requesting
253	“Danika, please put the doll.”	Directive	Requesting	Directive	Requesting
254	“Ok, Dede, please put the crayon.”	Directive	Requesting	Directive	Requesting
255	“Satya, please put aa... scissors.”	Directive	Requesting	Directive	Requesting
256	“Josi, please put the pencil.”	Directive	Requesting	Directive	Requesting
257	“Danesh, please put the rubber.”	Directive	Requesting	Directive	Requesting
258	“Memei, please put the pencil crayon.”	Directive	Requesting	Directive	Requesting
259	“Raja, close the door please.”	Directive	Requesting	Directive	Requesting
260	“Ok, now you can wash your hands, stand in line, one-by-one.”	Directive	Telling	Directive	Telling
261	“No playing no running.”	Directive	Ordering	Directive	Ordering
262	“Mr. Billy I want to wash my hands.”	Directive	Telling	Directive	Telling
263	“he he hey hey hey...I didn't hear you say something.”	Directive	Telling	Directive	Telling
264	“Go back! Go back!”	Directive	Ordering	Directive	Ordering

265	“Mr. Billy I want to wash my hands.”	Directive	Telling	Directive	Telling
266	“Ok, no running”	Directive	Ordering	Directive	Ordering
267	“Ok, before we start our class today, let’s pray together.”	Directive	Telling	Directive	Telling
268	“Who will start Mr. Bagi?”	Directive	Requesting	Directive	Requesting
269	“Troy, please come here.”	Directive	Ordering	Directive	Requesting
270	“Ok, my friends fold your hand, close your eyes and pray start.”	Directive	Ordering	Directive	Ordering
271	“Ok, before we sing a song, I want to ask you something.”	Directive	Telling	Directive	Telling
272	“Who make your homework? Yourself, your mama or your papa?”	Directive	Requesting	Directive	Requesting
273	“Myself”	Directive	Telling	Directive	Telling
274	“Is that right?”	Declarative	Confirming	Declarative	Confirming
275	“Because your parents texted me that one of you doesn’t want to make this, and ask your dad to make.”	Assertive	Explaining	Assertive	Explaining

276	“Can your daddy make your homework?”	Directive	Requesting	Directive	Requesting
277	“No”	Directive	Telling	Directive	Telling
278	“Can your mommy make your homework?”	Directive	Requesting	Directive	Requesting
279	“No”	Directive	Telling	Directive	Telling
280	“For Yurina, every homework remember to color ya.”	Directive	Ordering	Directive	Ordering
281	“Now, yesterday I got a message from one of your mom.”	Directive	Telling	Directive	Telling
282	“One of you like to, what we call it, this one, ada yang suka cubit ternyata di B2 lo.”	Directive	Telling	Directive	Telling
283	“Tidak boleh ya.”	Directive	Telling	Directive	Telling
284	“Saka, listen to me.”	Directive	Ordering	Directive	Ordering
285	“on Saturday, you went to somewhere.”	Directive	Telling	Directive	Telling

286	“You see a bus with mr. Bagi and also other teachers without me.”	Directive	Telling	Directive	Telling
287	“Where did you go?”	Directive	Requesting	Directive	Requesting
288	“Look at the fish”	Directive	Telling	Directive	Telling
289	“look at the fish? What fish do you saw that?”	Directive	Requesting	Directive	Requesting
290	“Nemo”	Directive	Teling	Directive	Teling
291	“Have you touched the star fish?”	Directive	Requesting	Directive	Requesting
292	“Yes”	Directive	Telling	Directive	Telling
293	“Do you know what is star fish?”	Directive	Requesting	Directive	Requesting
294	“Before we start, I want to invite you to sing a song in English.”	Directive	Telling	Directive	Telling
295	“no topi saya bundar, no bintang kecil, no pelangi-pelangi, no pamanku no, in English.”	Directive	Telling	Directive	Telling
296	“For example, twinkle-twinkle, little banana, one little two one little three,	Directive	Telling	Directive	Telling

	our book, what else.”				
297	“Bingo”	Directive	Telling	Directive	Telling
298	“Big voice, ya.”	Directive	Ordering	Directive	Ordering
299	“Do you need more space?”	Directive	Requesting	Directive	Requesting
300	“Saka move back! Emily move back!”	Directive	Ordering	Directive	Ordering
301	“Bersila, like me and Mr. Bagi!”	Directive	Ordering	Directive	Ordering
302	“Thank you.”	Expressive	Thanking	Expressive	Thanking
303	“I will take some picture of this, just to remind you do you still remember of this or not.”	Directive	Telling	Directive	Telling
304	“Ok, our topic is still occupation.”	Directive	Telling	Directive	Telling
305	“Occupation atau job, ya.”	Directive	Telling	Directive	Telling
306	“You have a song about job, Mr. Bagi?”	Directive	Requesting	Directive	Requesting
307	“Gede is a farmer, Kadek is a gardener, Komang is a head master.”	Directive	Telling	Directive	Telling

308	“Do you still remember that?”	Directive	Requesting	Directive	Requesting
309	“Ok, later we will learn that one again.”	Directive	Telling	Directive	Telling
310	“Listen my question to Mr. Bagi.”	Directive	Ordering	Directive	Ordering
311	“If you are not being a teacher right now, what occupation do you want?”	Directive	Requesting	Directive	Requesting
312	“What do you want to be?”	Directive	Requesting	Directive	Requesting
313	“A chef.”	Directive	Telling	Directive	Telling
314	“Mr. Bagi wants to be a chef.”	Directive	Telling	Directive	Telling
315	“I will ask you one by one.”	Directive	Telling	Directive	Telling
316	“Gusti ayu, what do you want to be?”	Directive	Requesting	Directive	Requesting
317	“A teacher”	Directive	Telling	Directive	Telling
318	“Gusti ayu wants to be a teacher.”	Directive	Telling	Directive	Telling
319	“Listen, ya!”	Directive	Ordering	Directive	Ordering
320	“Nanti akan miss Tanya, yang tidak listen akan miss kasi stample, berarti	Directive	Telling	Directive	Telling

	kalian tidak listen.”				
321	“Yurina, later on what do you want to be?”	Directive	Requesting	Directive	Requesting
322	“Doctor”	Directive	Telling	Directive	Telling
323	“What Yurina wants to be?”	Directive	Requesting	Directive	Requesting
324	“Doctor”	Directive	Telling	Directive	Telling
325	“Doctor, very good.”	Expressive	Complimenting	Expressive	Complimenting
326	“Kevin, what do you want to be?”	Directive	Requesting	Directive	Requesting
327	“Polisi”	Directive	Telling	Directive	Telling
328	“Polisi, who know what is polisi in English?”	Directive	Requesting	Directive	Requesting
329	“Police man”	Directive	Telling	Directive	Telling
330	“Alfi, what do you want to be?”	Directive	Requesting	Directive	Requesting
331	“I want to be a driver.”	Directive	Telling	Directive	Telling
332	“Alfin gonna be a driver.”	Directive	Telling	Directive	Telling



333	“Jensen, what do you want to be?”	Directive	Requesting	Directive	Requesting
334	“Dokter hewan”	Directive	Telling	Directive	Telling
335	“Dokter hewan, who knows dokter hewan in English?”	Directive	Requesting	Directive	Requesting
336	“Doctor for animal”	Directive	Telling	Directive	Telling
337	“It’s too long, just say doctor.”	Directive	Telling	Directive	Telling
338	“Saka, what do you want to be?”	Directive	Requesting	Directive	Requesting
339	“Do you want to be a teacher like us?”	Directive	Requesting	Directive	Requesting
340	“Do you want?”	Directive	Requesting	Directive	Requesting
341	“Say yes!”	Directive	Ordering	Directive	Ordering
342	“Yes”	Directive	Telling	Directive	Telling
343	“Arsitek”	Directive	Telling	Directive	Telling
344	“Itu berarti, right now Fale should learn the way how to drawing a house, ya.”	Directive	Telling	Directive	Telling
345	“Do you know what is architect?”	Directive	Requesting	Directive	Requesting

346	“The one who gonna build a building like hospital and a house.”	Expressive	Explaining	Expressive	Explaining
347	“How about you troy? What do you want to be?”	Directive	Requesting	Directive	Requesting
348	“I want to be a chef.”	Directive	Telling	Directive	Telling
349	“Alecia, what do you want to be? Do you want to be a makeup artist like your mama?”	Directive	Requesting	Directive	Requesting
350	“I want to be a makeup artist.”	Directive	Telling	Directive	Telling
351	“I want to ask you, who is your friend wants to be a teacher?”	Directive	Requesting	Directive	Requesting
352	“Gusti Ayu and Nadin”	Directive	Telling	Directive	Telling
353	“I have three police man here.”	Directive	Telling	Directive	Telling
354	“Who are they?”	Directive	Requesting	Directive	Requesting
355	“Kevin, Restu, Ananta”	Directive	Telling	Directive	Telling
356	“I have a skill full chef.”	Directive	Telling	Directive	Telling
357	“Who is he?”	Directive	Requesting	Directive	Requesting

358	“Troy”	Directive	Telling	Directive	Telling
359	“Tomorrow Mr. Bagi gonna have a birthday party and he wants to buy a cake and order a beautiful cake, so where I should go?”	Directive	Requesting	Directive	Requesting
360	“Emily”	Directive	Telling	Directive	Telling
361	“I want to be a florist”	Directive	Telling	Directive	Telling
362	“Restu, Alecia, Saka, Jensen, Fale look at me and Mr. Bagi!”	Directive	Ordering	Directive	Ordering
363	“I want to be a painter.”	Directive	Telling	Directive	Telling
364	“I want to be a musician.”	Directive	Telling	Directive	Telling
365	“Yang cowo-cowo, if your hair already long you are going to here.”	Directive	Telling	Directive	Telling
366	“I want to be a post man.”	Directive	Telling	Directive	Telling
367	“Mr. Bagi will give you a flash card, but before that I am going to suffle this flash card.”	Directive	Telling	Directive	Telling

368	“Please help me to say stop.”	Directive	Requesting	Directive	Requesting
369	“Stop!”	Directive	Ordering	Directive	Ordering
370	“Ok Mr Bagi will put the flash card in front of you.”	Directive	Telling	Directive	Telling
371	“Don’t touch the card, don’t play the card, don’t blow it. Just put it without touching.”	Directive	Ordering	Directive	Ordering
372	“Emily, open your card!”	Directive	Ordering	Directive	Ordering
373	“Say the complete one, please!”	Directive	Ordering	Directive	Ordering
374	“I want to be a doctor.”	Directive	Telling	Directive	Telling
375	“Very good.”	Expressive	Complimenting	Expressive	Complimenting
376	“I want to be a hair dresser.”	Directive	Stating	Directive	Telling
377	“I want to be a singer.”	Directive	Stating	Directive	Telling
378	“I want to be a dancer.”	Directive	Stating	Directive	Telling
379	“I want to be a mechanic.”	Directive	Stating	Directive	Telling
380	“Ok, now wash your hand because we	Directive	Ordering	Directive	Ordering

	are going to have a breakfast.”				
--	---------------------------------	--	--	--	--

**Data Validity**

$$\frac{D}{A + B + C + D}$$

$$\text{Data Validity} = \frac{360}{40+0+0+340} \times 100 = 94.7\%$$

A = Number of disagreement between the two judges; B and C = number of different judgments the two judges; D = number of agreements between the two judges.

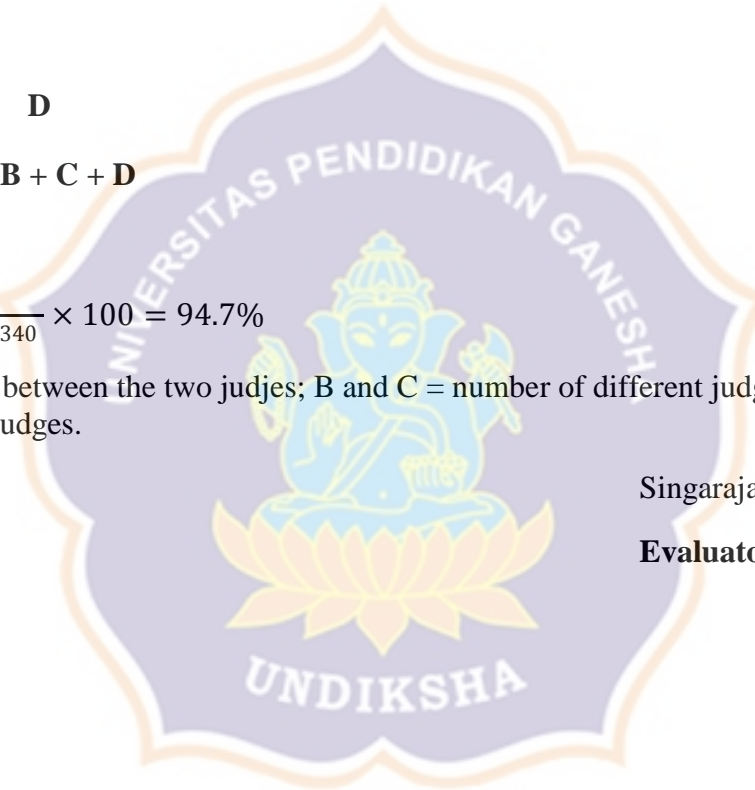
**Evaluator 1,**

Ni Komang Sarasvati Gita Swari

Singaraja, 4 Maret 2020

**Evaluator 2,**

Prof. Dr. Dewa Komang Tantra, M.Sc.



**Appendix 13. The Table of Communication Strategies**

**Code :**

**M-1/M-2 = Number of Meeting**

**01-44 = Number of Data**

**T = Teacher**

**Ss = Students**

**S = A Student**

NO	Code	Data	Avoidance Strategies	Compensatory Strategies	
				Intra-actional strategies	Interactional strategies
1	M-1/T>S/01	Good morning students, selamat pagi.		Code-switching	
2	M-1/T>S/02	Good morning Mr. Billy.		-	
3	M-1/T>Ss/03	How are you today, bagaimana kabar kalian?		Code-switching	

4	M-1/T>S/04	I am fine and you bagaimana?		Code-switching	
5	M-1/T>S/05	I am very well, sehat ya.		Code-switching	
6	M-1/T>Ss/06	Thank you ya.		Code-switching	
7	M-1/T>S/07	You are welcome anak-anak.		Code-switching	
8	M-1/T>S/08	Ok		Use of fillers/hesitation device	
9	M-1/T>Ss/09	Before we start our lesson, it is better for us to pray to the God ya.		Code-switching	
10	M-1/T>Ss/10	Padmi, where is Padmi duduk?		Code-switching	
11	M-1/T>S/11	Change your position ya.		Code-switching	
12	M-2/T>S/12	Move aside a little bit ya.		Code-switching	
13	M-2/T>Ss/13	Before we start our lesson lets' pray to the God ya.		Code-switching	

14	M-2/T>Ss/14	What is it, who is in charge today?		Use of all-purpose words	
15	M-2/T>S/15	Before that please aaa.. Agas take me one chair, please.		Use of fillers/hesitation device	
16	M-2/T>Ss/16	DJ come in, masuk!		Code-switching	
17	M-2/S>T/17	PP, close the door, P cepet P.		Code-switching	
18	M-2/T>Ss/18	Close your eyes and pray start.		Code-switching	
19	M-2/T>Ss/19	after DJ who is that, siapa?		Code-switching	
20	M-2/T>Ss/20	Danika		Code-switching	
21	M-2/T>Ss/21	Danika, stand up and come here,! (the teacher raises his hand creating a gesture to ask the child to stand up)		Use of non-linguistic mean	
22	M-2/T>Ss/22	Hey, once more.		Code-switching	
23	M-2/S>T/23	I cannot hear your voice		Use of non-linguistic	



		properly. (the teacher puts his palm beside his ear creating a gesture that he cannot hear the voice)		mean	
24	M-2/T>Ss/24	Danika, stand up and come here. (the teacher raises his hand creating a gesture to ask the child to stand up)		Use of non-linguistic mean	
25	M-2/T>Ss/25	Ok friends fold your hands, teman-teman lippat tangannya, close your eyes, tutup matanya dan sikap berdoa.		Literal translation	
26	M-2/T>Ss/26	Pray start, Berdoa dimulai		Literal translation	
27	M-2/T>Ss/27	Ya tuhanku lindungilah mereka yang kucintai Ayah, ibu, kakak, adik dan diriku sendiri, Amin.		Code-switching	
28	M-2/T>Ss/28	Ok, thank you ya Danika,		Code-switching	

		terimakasih.			
29	M-2/T>Ss/29	Elin, take me, please take one pencil ya.		Self-repair	
30	M-2/T>Ss/30	Next, I will call you one-by-one, satu persatu.		Code-switching	
31	M-2/T>Ss/31	What have you say if I call your name, apa?		Code-switching	
32	M-2/S>T/32	Hadir, Sir.		Code-switching	
33	M-2/T>S/33	What have you say if your friend is not here, apa yang kalian katakan?		Literal translation	
34	M-2/S>T/34	Aa,,Not present, Sir.		Use of fillers/hesitation device	
35	M-2/T>Ss/35	I'll start with B1 and then B3 ya.		Code-switching	
36	M-2/T>S/36	I'll start to call you from		Code-switching	

		number one ya.			
37	M-2/S>T/37	Who is number one from B1, siapa?		Code-switching	
38	M-2/T>Ss/38	Bagas, pak.		Code-switching	
39	M-2/T>Ss/39	Who is Bagas, mana bagas?		Code-switching	
40	M-2/S>T/40	Hadir t, Sir.		Code-switching	
41	M-2/T>Ss/41	Elin mana		Code-switching	
42	M-2/T>Ss/42	Hadir , sir		Code-switching	
43	M-2/T>Ss/43	Danesh mana		Code-switching	
44	M-2/T>Ss/44	Hadir , sir		Code-switching	
45	M-1/Ss>T/45	Indra mana		Code-switching	
46	M-1/T>Ss/46	Hadir , sir		Code-switching	
47	M-1/Ss>T/47	Satya mana		Code-switching	
48	M-1/T>Ss/48	Hadir, sir		Code-switching	

49	M-1/Ss>T/49	Radika		Code-switching	
50	M-1/T>Ss/50	Ok, now let's feel our calendar today sama-sama.		Code-switching	
51	M-1/T>Ss/51	What day is it today, hari apa?		Code-switching	
52	M-1/Ss>T/52	Tuesday		-	
53	M-1/T>Ss/53	What date is it now, tanggal?		Code-switching	
54	M-1/Ss>T/54	Fourteenth		-	
55	M-1/T>Ss/55	What is the month, bulan?		Code-switching	
56	M-1/Ss>T/56	January		-	
57	M-1/T>Ss/57	What is the year, tahun?		Code-switching	
58	M-1/T>Ss/58	Two thousand and twenty, dua ribu dua puluh		Code-switching	
59	M-1/T>Ss/59	Ok very good, bagus.		Code-switching	
60	M-1/Ss>T/60	What is Tuesday in Bahasa?		Code-switching	

61	M-1/T>Ss/60	Selasa			
62	M-1/Ss>T/62	What is fourteenth in Bahasa, bahasa indonesia?		Code-switching	
63	M-1/T>Ss/63	Empat belas		Code-switching	
64	M-1/T>Ss/64	What is fourteenth in Bahasa?		Code-switching	
65	M-1/T>S/65	Empat belas		Code-switching	
66	M-1/T>S/66	Pordon me?			Asking for repetition
67	M-1/T>S/67	I will ask you more if you not speaking up, ya?		Code-switching	
68	M-1/T>S/68	What is the number of January, apa?		Code-switching	
69	M-1/T>S/69	One, satu		Literal translation	
70	M-1/T>S/70	What is the number of Two thousand and twenty, apa ayo?		Code-switching	

71	M-1/T>S/71	Dua ribu dua puluh		Code-switching	
72	M-1/T>S/72	Ok, please make a circle, cepat ya.		Code-switching	
73	M-1/T>S/73	Ok, move back, haris, josi, koko, defni, desita move back, ayo lebih cepat.		Code-switching	
74	M-1/T>S/74	Danika please, what we call it, take big ball.		Use of all-purpose words	
75	M-1/T>S/75	Gus Rai please take story book ya.		Code-switching	
76	M-1/T>S/76	DJ please, what is it, take big dice.		Use of all-purpose words	
77	M-1/T>Ss/77	Next, sam please take one small ball ya.		Code-switching	
78	M-1/T>Ss/78	Radika please take pencil ya.		Code-switching	

79	M-1/T>Ss/79	Nindi please take rubber ya.		Code-switching	
80	M-1/T>Ss/80	Elin, Please take scissors, di atas meja.		Code-switching	
81	M-1/Ss>T/81	Indra, please take magazine, di rak itu.		Code-switching	
82	M-1/T>Ss/82	Gek Sita, please take one toy, di keranjang sana.		Code-switching	
83	M-1/Ss>T/83	Kimi, take one doll, di rak boneka.		Code-switching	
84	M-1/T>Ss/84	Next, I want Dandi, please take, what we call it, a box of crayon.		Use of all-purpose words	
85	M-1/Ss>T/85	I want, Keke, please take pencil crayon with red box.		Self-repair	
86	M-1/T>Ss/86	Now, what is it, in front of you there are classroom stuffs or		Use of all-purpose words	

		things in the classroom.			
87	M-1/T>Ss/87	I think most of you already know what are these, pasti kalian tahu.		Code-switching	
88	M-1/Ss>T/88	Ok, we will review one-by-one. (the teacher points his main finger signing one)		Use of non-linguistic mean	
89	M-1/T>Ss/89	What is this, apa?		Code-switching	
90	M-1/Ss>T/90	Magazine		Code-switching	
91	M-1/T>Ss/91	This apa?		Code-switching	
92	M-1/Ss>T/92	Story book		Code-switching	
93	M-1/T>Ss/93	“Big dice, besar”		Code-switching	
94	M-1/Ss>T/94	“Big dice”		Code-switching	
95	M-1/T>Ss/95	“Good.” (the teacher points his mother finger signing good )		Use of non-linguistic mean	



96	M-1/Ss>T/96	“This one, kalau yang ini?”		Code-switching	
97	M-1/T>Ss/97	“Small ball”		-	
98	M-1/Ss>T/98	“Kalau yang ini, this one?”		Code-switching	
99	M-1/T>Ss/99	“Pencil”		-	
100	M-1/Ss>T/100	“Kalau yang ini, this one?”		Code-switching	
101	M-1/T>Ss/101	“Rubber”			
102	M-1/Ss>T/102	“This one, yang ini?”		Code-switching	
103	M-1/T>Ss/103	“Scissor”		-	
104	M-1/T>Ss/104	“sorry?”			Asking for repetition
105	M-1/T>Ss/105	“Crayon”		-	
106	M-1/Ss>T/106	“This, yang ini?”		Code-switching	
107	M-1/T>Ss/107	“Toy”		-	
108	M-1/Ss>T/108	“This one, kalau ini?”		Code-switching	
109	M-1/T>Ss/109	“Doll”		-	
110	M-1/T>Ss/110	“This one, apa namanya?”		Code-switching	

111	M-1/T>Ss/111	“Pencil crayon”		-	
112	M-1/T>Ss/112	Ok, I’ll call, I want 5 students come in front. (the teacher points 5 his finger to sign 5 students)		Use of non-linguistic mean	
113	M-1/T>Ss/113	Praja, Kenzi, Kimi, Dian, and Satya take one, ayo.		Code-switching	
114	M-1/T>Ss/114	This one? Big or small, ukurannya?		Code-switching	
115	M-1/T>Ss/115	Big besar		Code-switching	
116	M-1/T>Ss/116	Sorry?			Asking for repetition
117	M-1/T>Ss/117	Big ball		-	
118	M-1/T>Ss/118	Ok excellent, bagus, sudah bisa menyebutkan.		Code-switching	
119	M-1/T>Ss/119	Tolong put it back on the		Code-switching	

		carpet.			
120	M-1/T>Ss/120	Thank you ya.		Code-switching	
121	M-1/T>Ss/121	Back to your position ayo.		Code-switching	
122	M-1/T>Ss/122	Alright, I want make, please make two lines.		Self-repair	
123	M-1/S>T/123	Two boys and two girls, two boys here and two girls here.		Code-switching	
124	M-1/T>Ss/124	Ok, hurry up, hurry up, ayo.		Code-switching	
125	M-1/T>S/125	Insert to the line cepat!		Code-switching	
126	M-1/S>T/126	Ok, sekarang, take one in front of you and mention the name, if you right you can go back.		Code-switching	
127	M-1/T>Ss/127	Back to your position cepat!		Code-switching	
128	M-1/T>S/128	Make a circle kembali!		Code-switching	

129	M-1/S>T/129	Hurry up anak-anak!		Code-switching	
130	M-1/T>Ss/130	“Please take me, give me four things here”		Self-repair	
131	M-1/T>S/131	“You tell and I will take it ya”		Code-switching	
132	M-1/S>T/132	“Toy”		Code-switching	
133	M-1/T>S/133	“I take toy ini.”		Code-switching	
134	M-1/S>T/134	“Next Radika coba”		Code-switching	
135	M-1/T>Ss/135	“Buku cerita, Story book”		Literal translation	
136	M-1/T>Ss/136	“I take story book ya”		Code-switching	
137	M-1/T>Ss/137	“Next Cahya ayo”		Code-switching	
138	M-1/Ss>T/138	“Crayon”		Code-switching	
139	M-1/T>Ss/139	“I take crayon ini.”		Code-switching	
140	M-1/Ss>T/140	“Next Indra”		Code-switching	
141	M-1/T>Ss/141	“Pencil”		Code-switching	
142	M-1/Ss>T/142	“Sorry?”			Asking for repetition

143	M-1/T>Ss/143	“Pencil”		Code-switching	
144	M-1/Ss>T/144	“I take pencil ya.”		Code-switching	
145	M-1/T>Ss/145	“We have, I have different things here.”		Self-repair	
146	M-1/T>Ss/146	“This one, apa?”		Code-switching	
147	M-1/T>Ss/147	“Pencil”		Code-switching	
148	M-1/T>Ss/148	“This one apa?”		Code-switching	
149	M-1/T>Ss/149	“Crayon”		Code-switching	
150	M-1/T>Ss/150	“This one apa?”		Code-switching	
151	M-1/T>Ss/151	“Story book”		Code-switching	
152	M-1/T>Ss/152	“This one apa?”		Code-switching	
153	M-1/T>Ss/153	“Toy”		Code-switching	
154	M-1/Ss>T/154	“I put toy here ya”		Code-switching	
155	M-1/T>Ss/155	“Next, tolong dengarkan, every corner here has one thing, then I will ask you stand up in the		Code-switching	

		middle.”			
156	M-1/Ss>T/156	“After that I will turn on the music ya, when the music is on, you can dance you can go around bebas.”		Code-switching	
157	M-1/T>Ss/157	“After the music is off or paused, I will ask you to go ke salah satu corner.”		Code-switching	
158	M-1/Ss>T/158	“what we call it, Go means you find one of these corner and I will ask you a question.”		Use of all-purpose words	
159	M-1/T>Ss/159	“Stand up!” (the teacher raises his hand creating a gesture to ask the child to stand up)		Use of non-linguistic mean	
160	M-1/Ss>T/160	“lari, don’t take it just stand up.”		Code-switching	
161	M-1/T>Ss/161	“Repeat after me, nanti setelah ibu kalian ulang ya!”		Code-switching	
162	M-1/T>S/162	“It’s a toy, coba sebutkan.”		Code-switching	

163	M-1/T>S/163	“It’s a toy.”		Code-switching	
164	M-1/T>S/164	“It’s a crayon.”		Code-switching	
165	M-1/T>S/165	“It’s a crayon”		Code-switching	
166	M-1/T>S/166	“It’s a story book.”		Code-switching	
167	M-1/T>Ss/167	“It’s a story book.”		Code-switching	
168	M-1/Ss>T/168	“It’s a pencil.”		Code-switching	
169	M-1/T>Ss/169	“It’s a pencil.”		Code-switching	
170	M-1/Ss>T/170	“Now you can move, you can change to another corner ya.”		Self-repair	
171	M-1/T>Ss/171	“Defni, Please take crayon and put it here ayo”		Code-switching	
172	M-1/Ss>T/172	“Thank you, Defni ya.”		Code-switching	
173	M-1/T>Ss/173	“Prada, what we call it, please take the toy and put it here.”		Use of all-purpose words	
174	M-1/Ss>T/174	“Danesh, please take the story book and put it here, disini ya.”		Code-switching	

175	M-1/T>Ss/175	“Andi, please take pencil juga.”		Code-switching	
176	M-1/Ss>T/176	“It’s a dice.”		Code-switching	
177	M-1/T>Ss/177	“It’s a dice.”		Code-switching	
178	M-1/Ss>T/178	“It’s a toy.”		Code-switching	
179	M-1/T>Ss/179	“It’s a toy.”		Code-switching	
180	M-1/T>Ss/180	“It’s a doll.”		Code-switching	
181	M-1/Ss>T/181	“It’s a doll.”		Code-switching	
182	M-1/T>Ss/182	“It’s a small ball.”		Code-switching	
183	M-1/Ss>T/183	“It’s a small ball.”		Code-switching	
184	M-1/T>S/184	“Ok, what the color, what is the color of the small ball, warna?”		Self-repair	
185	M-1/T>S/185	“Green”		Code-switching	
186	M-1/S>T/186	“What is the shape of the ball, the small ball, bentuk?”		Self-repair	
187	M-1/T>S/187	“Lingkaran, Circle”		Literal translation	



188	M-1/S>T/188	“How many small ball, how many balls are there in my hand?”		Self-repair	
189	M-1/T>S/189	“One small ball.”		Code-switching	
190	M-1/T>S/190	“Sorry?”			Asking for repetition
191	M-1/T>Ss/191	“Danika, you listen to me, jangan bercanda?”		Code-switching	
192	M-1/T>S/192	“yes sir”		-	
193	M-1/S>T/193	“Don’t talk with your friend while I’m in front, while I’m talking in front”		Self-repair	
194	M-1/T>S/194	“yes sir”		-	
195	M-1/S>T/195	“Don’t do it again ya”		Code-switching	
196	M-1/T>S/196	“ok sir”		-	
197	M-1/T>S/197	“For the others, don’t do what Danika do ya, tidak boleh”		Code-switching	
198	M-1/S>T/198	“Do you hear me anak-anak?”		Code-switching	

199	M-1/T>S/199	“Yes sir”		Code-switching	
200	M-1/T>S/200	“It’s not polite, jangan ya”		Code-switching	
201	M-1/T>Ss/201	“Ok, now back to the question yang tadi”		Code-switching	
202	M-1/T>S/202	“What is it, yang ini?”		Code-switching	
203	M-1/T>S/203	“It’s a toy, mainan.”		Literal translation	
204	M-1/T>Ss/204	“Gus Rai, What is it, ini yang bapak pegang?”		Code-switching	
205	M-1/T>Ss/205	“Big voice ya.”		Code-switching	
206	M-1/T>S/206	“Story book”		-	
207	M-1/S>T/207	“Tangkas, What is it, yang ini?”		Code-switching	
208	M-1/T>S/208	“Pencil crayon”		Code-switching	
209	M-1/T>S/209	“Good” (the teacher points his mother finger signing good )		Use of non-linguistic mean	
210	M-1/T>S/210	“Cahya, what is it, ini?”		Code-switching	
211	M-1/S>T/211	“Who want to help Cahya?”		Code-switching	

212	M-1/T>S/212	Danika, what is this yang bapak pegang?		Code-switching	
213	M-1/T>S/213	“It’s magazine”		-	
214	M-1/T>S/214	“Cahya, what is it, yang ini?”		Code-switching	
215	M-1/S>T/215	“It’s a magazine.”		-	
216	M-1/T>S/216	“It’s a magazine, lebih keras.”		Code-switching	
217	M-1/S>T/217	“Sorry?”			Asking for repetition
218	M-1/T>S/218	“It’s a magazine”		Code-switching	
219	M-1/S>T/219	“Good.” (the teacher points his mother finger signing good )		Use of non-linguistic mean	
220	M-1/T>S/220	“Keke, What is it yang ini?”		Code-switching	
221	M-1/S>T/221	“Who wants to help Keke, ayo siapa?”		Code-switching	
222	M-1/T>S/222	“Dj, what is it, yang bapak pegang?”		Code-switching	
223	M-1/S>T/223	“It’s pencil crayon.”		-	

224	M-1/T>S/224	“Now, what time, look at the time, back to your position!”		Self-repair	
225	M-1/S>T/225	“Ok, my question, please tell me, please mention two names of thing in the classroom!”		Self-repair	
226	M-1/S>T/226	“Gus Rai, sebutkan”		Code-switching	
227	M-1/T>S/227	“Sciccors, doll”		-	
228	M-1/T>S/228	“Next, Anin sebutkan”		Code-switching	
229	M-1/T>S/229	“Big voice ya anak-anak”		-	
230	M-1/T>S/230	“Remember two ya”		Code-switching	
231	M-1/T>S/231	“Big ball”		-	
232	M-1/T>S/232	“Big ball and?”		Code-switching	
233	M-1/T>S/233	“Sorry?”			Asking for repetition
234	M-1/T>S/234	“Big voice ya!”		Code-switching	
235	M-1/T>S/235	“Big ball and small ball”		-	
236	M-1/T>S/236	“Radika sebutkan”		Code-switching	

237	M-1/T>S/237	“Toy”		-	
238	M-1/T>S/238	“Sorry?”			Asking for repetition
239	M-1/T>S/239	“Toy”		-	
240	M-1/T>Ss/240	“Sorry?”			Asking for repetition
241	M-1/T>Ss/241	“Story book”		-	
242	M-1/S>T/242	“Agas sebutkan dua”		Code-switching	
243	M-1/T>Ss/243	“Crayon”		-	
244	M-1/T>Ss/244	“Pordon me”		Asking for repetition	
245	M-1/Ss>T/245	“Pencil crayon”		-	
246	M-1/T>Ss/246	“Mr. Billy, I want to drink my water.”		-	
247	M-2/T>Ss/247	“Ok”		Use of filler/hesitation device	
248	M-2/T>Ss/248	“Koko, take the story book and put it keblai ke tempatnya.”		Code-switching	
249	M-2/T>S/249	“DJ , please take big ball and		Code-switching	

		put it kembali.”			
250	M-2/S>Ss/250	“Gus Rai, juga sama please put the toy.”		Code-switching	
251	M-2/T>Ss/251	“Gus Meta, juga please put the dice.”		Code-switching	
252	M-2/T>Ss/252	“Kenzi, please put the small ball ya tempatnya.		Code-switching	
253	M-2/Ss>T/253	“Danika, please put the doll, ayo bangun lalu taruh.”		Code-switching	
254	M-2/T>Ss/254	“Ok, Dede, please put the crayon kembali ke atas meja.”		Code-switching	
255	M-2/T>Ss/255	“Satya, please put aa... scissors.”		Code-switching	
256	M-2/T>Ss/256	“Josi, please put the pencil taruh di tempat pensil di atas meja.”		Code-switching	
257	M-2/Ss>T/257	“Danesh, please put the rubber taruh disamping papan tulis.”		Code-switching	

258	M-2/T>Ss/258	“Memei, please put the pencil crayon di atas meja.”		Code-switching	
259	M-2/Ss>T/259	“Raja, close the door please.”		Code-switching	
260	M-2/T>S/260	“Ok, now you can wash your hands, stand in line, one-by-one ya harus satu-satu.”		Code-switching	
261	M-2/T>Ss/261	“No playing no running ya, pelan-pelan.”		Code-switching	
262	M-2/T>Ss/262	“Mr. Billy I want to wash my hands.”		-	
263	M-2/T>Ss/263	“Sorry?...I didn’t hear you say something.”			Asking for repetition
264	M-2/T>S/264	“Go back! Go back cepat kembali!”		Code-switching	
265	M-2/T>Ss/265	“Mr. Billy I want to wash my hands.”		-	
266	M-2/T>Ss/266	“Ok, no running ya”		Code-switching	
267	M-2/T>Ss/267	“Ok, before we start our class		Code-switching	

		today, let's pray together. Kita berdoa dahulu ya."			
268	M-2/Ss>T/268	"Who will start Mr. Bagi siapa ya?"		Code-switching	
269	M-2/T>Ss/269	"Troy, please come here, ayo berdiri."		Code-switching	
270	M-2/Ss>T/270	"Ok, my friends fold your hand, close your eyes and pray start."		-	
271	M-2/T>Ss/271	"Ok, before we sing a song, I want to ask you something pada kalian."		Code-switching	
272	M-2/Ss>T/272	"Who make your homework? Yourself, your mama or your papa di rumah?"		Code-switching	
273	M-2/T>Ss/273	"Myself"		-	
274	M-2/T>Ss/274	"Sorry? Is that right?"			Asking for repetition
275	M-2/T>Ss/275	"Because your parents texted me that one of you doesn't want to make this, and ask your dad		Code-switching	



		to make, naa siapa itu.”			
276	M-2/T>Ss/276	“Can your daddy di rumah make your homework?”		Code-switching	
277	M-2/Ss>T/277	“No”		Code-switching	
278	M-2/T>Ss/278	“Can your mommy di rumah make your homework?”		Code-switching	
279	M-2/T>Ss/279	“No”		Code-switching	
280	M-2/T>Ss/280	“For Yurina, every homework remember to color ya.”		Code-switching	
281	M-2/T>Ss/281	“Now, yesterday I got a message from one of your mom from your parents.”		Self-repair	
282	M-2/T>Ss/282	“One of you like to, what we call it, this one, ada yang suka cubit ternyata di B2 lo.”		Use of all purpose words	
283	M-2/T>Ss/283	“Tidak boleh ya, dont.”		Code-switching	
284	M-2/T>Ss/284	“Saka, listen to me jangan lain-lain.”		Code-switching	

285	M-2/T>Ss/285	“on Saturday, we go to, you went to somewhere.”		Self-repair	
286	M-2/T>Ss/286	“You see a bus with mr. Bagi and also other teachers without me, ibu gak ikut.”		Code-switching	
287	M-2/T>Ss/287	“What is it, Where did you go?”		Use of all-purpose words	
288	M-2/T>Ss/288	“Look at the fish”		-	
289	M-2/T>Ss/289	“look at the fish? What fish do you saw that, apa kemarin?”		Code-switching	
290	M-2/T>Ss/290	“Nemo”		-	
291	M-2/T>Ss/291	“Have you touched the star fish kemarin?”		Code-switching	
292	M-2/T>Ss/292	“Yes” (the children nodding their head)		Use of non-linguistic mean	
293	M-2/T>Ss/293	“Do you know what is star fish, ada yang tahu?”		Code-switching	
294	M-2/T>Ss/294	“Before we start, I want to		Code-switching	

		invite you to sing a song in English, kali ini bukan lagu bahasa indonesia.”			
295	M-2/T>Ss/295	“What is it, no topi saya bundar, no bintang kecil, no pelangi-pelangi, no pamanku no, in English.”		Use of all-purpose words	
296	M-2/T>S/296	“For example, twinkle-twinkle, little banana, one little two one little three, our book, what else.”		Code-switching	
297	M-2/S>T/297	“Bingo”		-	
298	M-2/T>Ss/298	“Sorry? Big voice, ya.”			Asking for repetition
299	M-2/T>Ss/299	“Do you want, do you need more space, sempit rasanya?”		Self-repair	
300	M-2/T>Ss/300	“Saka move back! Emily move back!, ayo cepat kita akan segera mulai.”		Code-switching	
301	M-2/T>S/301	“Bersila, like me and Mr. Bagi!,		Code-switching	

		lihat ibu dan pak bagi.”			
302	M-2/S>T/302	“Thank you ya.”		Code-switching	
303	M-2/T>Ss/303	“I will take you some pictures of this, just to remind you do you still remember of this or not. Coba ya kita ingat-ingat kembali”		Code-switching	
304	M-2/Ss>T/304	“Ok, our topic is still occupation sama seperti pertemuan lalu.”		Code-switching	
305	M-2/T>Ss/305	“Occupation atau job, ya.”		Code-switching	
306	M-2/T>S/306	“You have a song about job, Mr. Bagi, apa ya judulnya?”		Code-switching	
307	M-2/S>T/307	“Gede is a farmer, Kadek is a gardener, Komang is a head master, yang itu.”		Code-switching	
308	M-2/T>Ss/308	“Do you still remember that apa sudah lupa?”		Code-switching	
309	M-2/S>T/309	“Ok, later we will learn that one		Code-switching	

		again ya.”			
310	M-2/T>S/310	“Listen my question to Mr. Bagi. Jangan dulu lain-lain.”		Code-switching	
311	M-2/S>T/311	“If you are not being a teacher right now, what is it, what occupation do you want?”		Use of all-purpose words	
312	M-2/T>Ss/312	“What do you want to be pak bagi?”		Code-switching	
313	M-2/T>S/313	“A chef.”		-	
314	M-2/S>T/314	“Kata pak bagi, he wants to be a chef.”		Code-switching	
315	M-2/T>Ss/315	“Sekarang kalian. I will ask you one by one.”		Code-switching	
316	M-2/S>T/316	“Gusti ayu, what do you want to be nanti kalau sudah besar?”		Code-switching	
317	M-2/T>Ss/317	“A teacher”		-	
318	M-2/T>S/318	“Gusti ayu wants to be a teacher.”		Code-switching	

319	M-2/T>S/319	“Listen, ya!”		Code-switching	
320	M-2/T>S/320	“Nanti akan miss Tanya, yang tidak listen akan miss kasi stample, berarti kalian tidak listen.”		Code-switching	
321	M-2/T>S/321	“Yurina, later on what do you want to be, mau jadi apa?”		Code-switching	
322	M-2/S>T/322	“Doctor”		-	
323	M-2/S>T/323	“What Yurina wants to be tadi dibbilang?”		Code-switching	
324	M-2/T>S/324	“Doctor”		-	
325	M-2/T>Ss/325	“Doctor, very good. Nanti kalau Miss Lina sakit periksa ke Yurina ya?”		Code-switching	
326	M-2/T>Ss/326	“Kevin, what do you want to be ayo?”		Code-switching	
327	M-2/T>S/327	“Polisi”		-	
328	M-2/S>T/328	“Polisi, who know what is		Code-switching	

		polisi in English?”			
329	M-2/T>S/329	“Police man”		-	
330	M-2/S>T/330	“Alfi, what do you want to be kalau sudah besar?”		Code-switching	
331	M-2/T>Ss/331	“I want to be a driver.”		-	
332	M-2/Ss>T/332	“Alfin gonna be a driver katanya.”		Code-switching	
333	M-2/T>Ss/333	“kalau Jensen, what do you want to be?”		Code-switching	
334	M-2/T>Ss/334	“Dokter hewan”		-	
335	M-2/Ss>T/335	“Dokter hewan, who knows dokter hewan in English?”		Code-switching	
336	M-2/T>Ss/336	“Doctor for animal”		-	
337	M-2/T>Ss/337	“It’s too long, just say doctor karna doctor for animal terlalu panjang jika disebutkan.”		Code-switching	
338	M-2/Ss>T/338	“Saka, what do you want to be		Code-switching	

		nanti?"			
339	M-2/T>Ss/339	"Do you want to be a teacher like us?"		Code-switching	
340	M-2/Ss>T/340	"Do you want apa tidak?"		Code-switching	
341	M-2/S>T/341	"Say yes!" (the teacher nodding his head)		Use of non-linguistic mean	
342	M-2/T>Ss/342	"Yes" (the children nodding their head)		Use of non-linguistic mean	
343	M-2/S>T/343	"Arsitek"		Code-switching	
344	M-2/S>T/344	"Itu berarti, right now Fale should learn the way how to drawing a house, ya."		Code-switching	
345	M-2/T>Ss/345	"Do you know what is architect, apa itu arsitek?"		Code-switching	
346	M-2/S>T/346	"The one who gonna build a building like hospital and rumah."		Code-switching	
347	M-2/T>Ss/347	"How about you troy? What do		Code-switching	



		you want to be kalau sudah besar?”			
348	M-2/T>Ss/348	“I want to be a chef.”		-	
349	M-2/Ss>T/349	“Kalau Alecia, what do you want to be? Do you want to be a makeup artist like your mama?”		Code-switching	
350	M-2/T>Ss/350	“I want to be a makeup artist.”		-	
351	M-2/T>Ss/351	“I want to ask you, who is your friend yang wants to be a teacher?”		Code-switching	
352	M-2/T>S/352	“Gusti Ayu dan Nadin”		Code-switching	
353	M-2/T>S/353	“I have three police man here ya.”		Code-switching	
354	M-2/S>T/354	“Who are they, masih ingat kalian siapa saja?”		Code-switching	
355	M-2/T>S/355	“Kevin, Restu, Ananta”		-	
356	M-2/S>T/356	“I have a skill full chef di kelas		Code-switching	

		ini.”			
357	M-2/S>T/357	“Who is he?. Ayo masih inget gak”		Code-switching	
358	M-2/S>T/358	“Troy”		-	
359	M-2/S>T/359	“Tomorrow Mr. Bagi gonna have a birthday party and what is it, he wants to buy a cake and order a beautiful cake, so where I should go?”		Use of all-purpose words	
360	M-2/T>Ss/360	“Emily” (the teacher point Emily by using her index finger)		Use of non-linguistic mean	
361	M-1/Ss>T/361	“I want to be a florist”		-	
362	M-1/T>Ss/362	“Restu, Alecia, Saka, Jensen, Fale look at me and Mr. Bagi jangan lain-lain!”		Code-switching	
363	M-1/Ss>T363	“I want to be a painter.”		-	
364	M-1/T>Ss/364	“I want to be a musician.”		-	

365	M-1/Ss>T/365	“Yang cowo-cowo, if your hair already long you are going to here.”		Code-switching	
366	M-1/T>Ss/366	“I want to be a post man.”		-	
367	M-1/T>Ss/367	“Mr. Bagi will give you, what is it, a flash card, but before that I am going to suffle this flash card.”		Use of all-purpose words	
368	M-1/Ss>T/368	“Please help me to say stop.” (the teacher making gesture ‘stop’ by using her palm)		Use of non-linguistic mean	
369	M-1/T>Ss/369	“Stop!”		-	
370	M-1/Ss>T/370	“Ok, what is it Mr Bagi will put the flash card in front of you.”		Use of all-purpose words	
371	M-1/T>Ss/371	“Don’t touch the card, don’t play the card, don’t blow it. Just put it without touching.” (the teacher making gesture ‘no’ by using her index finger)		Use of non-linguistic mean	

372	M-1/Ss>T/372	“Emily, open your card sekarang!”		Code-switching	
373	M-1/T>Ss/373	“Say the complete one, please jangan hanya sebutkan pekerjaannya saja. Harus kalimat lengkap ya!”		Code-switching	
374	M-1/T>Ss/374	“I want to be a doctor.”		-	
375	M-1/T>Ss/375	“Very good.” (the teacher points his mother finger signing good )		Use of non-linguistic mean	
376	M-1/Ss>T/376	“I want to be a hair dresser.”		-	
377	M-1/T>Ss/377	“I want to be a singer.”		-	
378	M-1/Ss>T/378	“I want to be a dancer.”		-	
379	M-1/T>Ss/379	“I want to be a mechanic.”		-	
380	M-1/T>Ss/380	“Ok, now wash your hand because we are going to have a breakfast sekarang ya.”		Code-switching	

**Appendix 14. Communication Strategies Data Reliability**

NO	Code	Strategies	Evaluator 1	Evaluator 2
			Types of Communication Strategies	Types of Communication Strategies
1	M-1/T>S/01	Good morning students, selamat pagi.	Code-switching	Code-switching
2	M-1/T>S/02	Good morning Mr. Billy.	-	-
3	M-1/T>Ss/03	How are you today, bagaimana kabar kalian?	Code-switching	Code-switching
4	M-1/T>S/04	I am fine and you bagaimana?	Code-switching	Code-switching
5	M-1/T>S/05	I am very well, sehat ya.	Code-switching	Code-switching
6	M-1/T>Ss/06	Thank you ya.	Code-switching	Code-switching
7	M-1/T>S/07	You are welcome anak-anak.	Code-switching	Code-switching

8	M-1/T>S/08	Ok	Use of fillers/hesitation device	Use of fillers/hesitation device
9	M-1/T>Ss/09	Before we start our lesson, it is better for us to pray to the God ya.	Code-switching	Code-switching
10	M-1/T>Ss/10	Padmi, where is Padmi duduk?	Code-switching	Code-switching
11	M-1/T>S/11	Change your position ya.	Code-switching	-
12	M-2/T>S/12	Move aside a little bit ya.	Code-switching	-
13	M-2/T>Ss/13	Before we start our lesson lets' pray to the God ya.	Code-switching	Code-switching
14	M-2/T>Ss/14	What is it, who is in charge today?	Use of all-purpose words	Use of all-purpose words
15	M-2/T>S/15	Before that please aaa.. Agas take me one chair, please.	Use of fillers/hesitation device	Use of fillers/hesitation device

16	M-2/T>Ss/16	DJ come in, masuk!	Code-switching	Code-switching
17	M-2/S>T/17	PP, close the door, P cepet P.	Code-switching	Code-switching
18	M-2/T>Ss/18	Close your eyes and pray start.	Code-switching	Code-switching
19	M-2/T>Ss/19	after DJ who is that, siapa?	Code-switching	Code-switching
20	M-2/T>Ss/20	Danika	Code-switching	Code-switching
21	M-2/T>Ss/21	Danika, stand up and come here,! (the teacher raises his hand creating a gesture to ask the child to stand up)	Use of non-linguistic mean	Use of non-linguistic mean
22	M-2/T>Ss/22	Hey, once more.	Code-switching	Code-switching
23	M-2/S>T/23	I cannot hear your voice properly. (the teacher puts	Use of non-linguistic mean	Use of non-linguistic mean

		his palm beside his ear creating a gesture that he cannot hear the voice)		
24	M-2/T>Ss/24	Danika, stand up and come here. (the teacher raises his hand creating a gesture to ask the child to stand up)	Use of non-linguistic mean	Use of non-linguistic mean
25	M-2/T>Ss/25	Ok friends fold your hands, teman-teman lippat tangannya, close your eyes, tutup matanya dan sikap berdoa.	Literal translation	Literal translation
26	M-2/T>Ss/26	Pray start, Berdoa dimulai	Literal translation	Literal translation
27	M-2/T>Ss/27	Ya tuhanku lindungilah mereka yang kucintai Ayah, ibu, kakak, adik dan	Code-switching	Code-switching



		diriku sendiri, Amin.		
28	M-2/T>Ss/28	Ok, thank you ya Danika, terimakasih.	Code-switching	Code-switching
29	M-2/T>Ss/29	Elin, take me, please take one pencil ya.	Self-repair	Self-repair
30	M-2/T>Ss/30	Next, I will call you one-by-one, satu persatu.	Code-switching	Code-switching
31	M-2/T>Ss/31	What have you say if I call your name, apa?	Code-switching	Code-switching
32	M-2/S>T/32	Hadir, Sir.	Code-switching	Code-switching
33	M-2/T>S/33	What have you say if your friend is not here, apa yang kalian katakan?	Literal translation	Literal translation
34	M-2/S>T/34	Aa,,Not present, Sir.	Use of fillers/hesitation device	Use of fillers/hesitation device
35	M-2/T>Ss/35	I'll start with B1 and then	Code-switching	Code-switching

		B3 ya.		
36	M-2/T>S/36	I'll start to call you from number one ya.	Code-switching	Code-switching
37	M-2/S>T/37	Who is number one from B1, siapa?	Code-switching	Code-switching
38	M-2/T>Ss/38	Bagas, pak.	Code-switching	-
39	M-2/T>Ss/39	Who is Bagas, mana bagas?	Code-switching	Code-switching
40	M-2/S>T/40	Hadir , Sir.	Code-switching	Code-switching
41	M-2/T>Ss/41	Elin mana	Code-switching	Code-switching
42	M-2/T>Ss/42	Hadir , sir	Code-switching	Code-switching
43	M-2/T>Ss/43	Danesh mana	Code-switching	Code-switching
44	M-2/T>Ss/44	Hadir , sir	Code-switching	Code-switching
45	M-1/Ss>T/45	Indra mana	Code-switching	Code-switching
46	M-1/T>Ss/46	Hadir , sir	Code-switching	Code-switching

47	M-1/Ss>T/47	Satya mana	Code-switching	Code-switching
48	M-1/T>Ss/48	Hadir, sir	Code-switching	Code-switching
49	M-1/Ss>T/49	Radika	Code-switching	Code-switching
50	M-1/T>Ss/50	Ok, now let's feel our calendar today sama-sama.	Code-switching	Code-switching
51	M-1/T>Ss/51	What day is it today, hari apa?	Code-switching	Code-switching
52	M-1/Ss>T/52	Tuesday	-	-
53	M-1/T>Ss/53	What date is it now, tanggal?	Code-switching	Code-switching
54	M-1/Ss>T/54	Fourteenth	-	-
55	M-1/T>Ss/55	What is the month, bulan?	Code-switching	Code-switching
56	M-1/Ss>T/56	January	-	-
57	M-1/T>Ss/57	What is the year, tahun?	Code-switching	Code-switching

58	M-1/T>Ss/58	Two thousand and twenty, dua ribu dua puluh	Code-switching	Code-switching
59	M-1/T>Ss/59	Ok very good, bagus.	Code-switching	Code-switching
60	M-1/Ss>T/60	What is Tuesday in Bahasa?	Code-switching	Code-switching
61	M-1/T>Ss/60	Selasa	-	-
62	M-1/Ss>T/62	What is fourteenth in Bahasa, bahasa indonesia?	Code-switching	Code-switching
63	M-1/T>Ss/63	Empat belas	Code-switching	Code-switching
64	M-1/T>Ss/64	What is fourteenth in Bahasa?	Code-switching	Code-switching
65	M-1/T>S/65	Empat belas	Code-switching	Code-switching
66	M-1/T>S/66	Pordon me?	Asking for repitition	Asking for confirmation
67	M-1/T>S/67	I will ask you more if you not speaking up, ya?	Code-switching	Code-switching

68	M-1/T>S/68	What is the number of January, apa?	Code-switching	Code-switching
69	M-1/T>S/69	One, satu	Literal translation	Literal translation
70	M-1/T>S/70	What is the number of Two thousand and twenty, apa ayo?	Code-switching	Code-switching
71	M-1/T>S/71	Dua ribu dua puluh	Code-switching	Code-switching
72	M-1/T>S/72	Ok, please make a circle, cepat ya.	Code-switching	Code-switching
73	M-1/T>S/73	Ok, move back, haris, josi, koko, defni, desita move back, ayo lebih cepat.	Code-switching	Code-switching
74	M-1/T>S/74	Danika please, what we call it, take big ball.	Use of all-purpose words	Use of all-purpose words
75	M-1/T>S/75	Gus Rai please take story	Code-switching	Code-switching

		book ya.		
76	M-1/T>S/76	DJ please, what is it, take big dice.	Use of all-purpose words	Use of all-purpose words
77	M-1/T>Ss/77	Next, sam please take one small ball ya.	Code-switching	Code-switching
78	M-1/T>Ss/78	Radika please take pencil ya.	Code-switching	Code-switching
79	M-1/T>Ss/79	Nindi please take rubber ya.	Code-switching	Code-switching
80	M-1/T>Ss/80	Elin, Please take scissors, di atas meja.	Code-switching	Code-switching
81	M-1/Ss>T/81	Indra, please take magazine, di rak itu.	Code-switching	Code-switching
82	M-1/T>Ss/82	Gek Sita, please take one toy, di keranjang sana.	Code-switching	Code-switching

83	M-1/Ss>T/83	Kimi, take one doll, di rak boneka.	Code-switching	Code-switching
84	M-1/T>Ss/84	Next, I want Dandi, please take, what we call it, a box of crayon.	Use of all-purpose words	Use of all-purpose words
85	M-1/Ss>T/85	I want, Keke, please take pencil crayon with red box.	Self-repair	Self-repair
86	M-1/T>Ss/86	Now, what is it, in front of you there are classroom stuffs or things in the classroom.	Use of all-purpose words	Use of all-purpose words
87	M-1/T>Ss/87	I think most of you already know what are these, pasti kalian tahu.	Code-switching	Code-switching
88	M-1/Ss>T/88	Ok, we will review one-	Use of non-linguistic mean	Use of non-linguistic mean

		by-one. (the teacher points his main finger signing one)		
89	M-1/T>Ss/89	What is this, apa?	Code-switching	Code-switching
90	M-1/Ss>T/90	Magazine	Code-switching	Code-switching
91	M-1/T>Ss/91	This apa?	Code-switching	Code-switching
92	M-1/Ss>T/92	Story book	Code-switching	Code-switching
93	M-1/T>Ss/93	“Big dice, besar”	Code-switching	Code-switching
94	M-1/Ss>T/94	“Big dice”	Code-switching	Code-switching
95	M-1/T>Ss/95	“Good.” (the teacher points his mother finger signing good )	Use of non-linguistic mean	Use of non-linguistic mean
96	M-1/Ss>T/96	“This one, kalau yang ini?”	Code-switching	Code-switching
97	M-1/T>Ss/97	“Small ball”	-	-



98	M-1/Ss>T/98	“Kalau yang ini, this one?”	Code-switching	Code-switching
99	M-1/T>Ss/99	“Pencil”	-	-
100	M-1/Ss>T/100	“Kalau yang ini, this one?”	Code-switching	Code-switching
101	M-1/T>Ss/101	“Rubber”	-	-
102	M-1/Ss>T/102	“This one, yang ini?”	Code-switching	Code-switching
103	M-1/T>Ss/103	“Scissor”	-	-
104	M-1/T>Ss/104	“sorry?”	Asking for repetition	Asking for repetition
105	M-1/T>Ss/105	“Crayon”	-	-
106	M-1/Ss>T/106	“This, yang ini?”	Code-switching	Code-switching
107	M-1/T>Ss/107	“Toy”	-	-
108	M-1/Ss>T/108	“This one, kalau ini?”	Code-switching	Code-switching
109	M-1/T>Ss/109	“Doll”	-	-
110	M-1/T>Ss/110	“This one, apa namanya?”	Code-switching	Code-switching

111	M-1/T>Ss/111	“Pencil crayon”	-	-
112	M-1/T>Ss/112	Ok, I’ll call, I want 5 students come in front. (the teacher points 5 his finger to sign 5 students)	Use of non-linguistic mean	Use of non-linguistic mean
113	M-1/T>Ss/113	Praja, Kenzi, Kimi, Dian, and Satya take one, ayo.	Code-switching	Code-switching
114	M-1/T>Ss/114	This one? Big or small, ukurannya?	Code-switching	Code-switching
115	M-1/T>Ss/115	Big besar	Code-switching	Code-switching
116	M-1/T>Ss/116	Sorry?	Asking for repetition	Asking for repetition
117	M-1/T>Ss/117	Big ball	-	-
118	M-1/T>Ss/118	Ok excellent, bagus, sudah bisa menyebutkan.	Code-switching	Code-switching
119	M-1/T>Ss/119	Tolong put it back on the	Code-switching	Code-switching

		carpet.		
120	M-1/T>Ss/120	Thank you ya.	Code-switching	-
121	M-1/T>Ss/121	Back to your position ayo.	Code-switching	Code-switching
122	M-1/T>Ss/122	Alright, I want make, please make two lines.	Self-repair	Self-repair
123	M-1/S>T/123	Two boys and two girls, two boys here and two girls here.	Code-switching	Code-switching
124	M-1/T>Ss/124	Ok, hurry up, hurry up, ayo.	Code-switching	Code-switching
125	M-1/T>S/125	Insert to the line cepat!	Code-switching	Code-switching
126	M-1/S>T/126	Ok, sekarang, take one in front of you and mention the name, if you right you can go back.	Code-switching	Code-switching

127	M-1/T>Ss/127	Back to your position cepat!	Code-switching	Code-switching
128	M-1/T>S/128	Make a circle kembali!	Code-switching	Code-switching
129	M-1/S>T/129	Hurry up anak-anak!	Code-switching	Code-switching
130	M-1/T>Ss/130	“Please take me, give me four things here”	Self-repair	Self-repair
131	M-1/T>S/131	“You tell and I will take it ya”	Code-switching	Code-switching
132	M-1/S>T/132	“Toy”	Code-switching	Code-switching
133	M-1/T>S/133	“I take toy ini.”	Code-switching	Code-switching
134	M-1/S>T/134	“Next Radika coba”	Code-switching	Code-switching
135	M-1/T>Ss/135	“Buku cerita, Story book”	Literal translation	Literal translation
136	M-1/T>Ss/136	“I take story book ya”	Code-switching	-
137	M-1/T>Ss/137	“Next Cahya ayo”	Code-switching	Code-switching
138	M-1/Ss>T/138	“Crayon”	Code-switching	-

139	M-1/T>Ss/139	"I take crayon ini."	Code-switching	Code-switching
140	M-1/Ss>T/140	"Next Indra"	Code-switching	Code-switching
141	M-1/T>Ss/141	"Pencil"	Code-switching	-
142	M-1/Ss>T/142	"Sorry?"	Asking for repetition	Asking for repetition
143	M-1/T>Ss/143	"Pencil"	Code-switching	-
144	M-1/Ss>T/144	"I take pencil ya."	Code-switching	Code-switching
145	M-1/T>Ss/145	"We have, I have different things here."	Self-repair	Self-repair
146	M-1/T>Ss/146	"This one, apa?"	Code-switching	Code-switching
147	M-1/T>Ss/147	"Pencil"	Code-switching	-
148	M-1/T>Ss/148	"This one apa?"	Code-switching	Code-switching
149	M-1/T>Ss/149	"Crayon"	Code-switching	-
150	M-1/T>Ss/150	"This one apa?"	Code-switching	Code-switching
151	M-1/T>Ss/151	"Story book"	Code-switching	-
152	M-1/T>Ss/152	"This one apa?"	Code-switching	Code-switching

153	M-1/T>Ss/153	“Toy”	Code-switching	-
154	M-1/Ss>T/154	“I put toy here ya”	Code-switching	Code-switching
155	M-1/T>Ss/155	“Next, tolong dengarkan, every corner here has one thing, then I will ask you stand up in the middle.”	Code-switching	Code-switching
156	M-1/Ss>T/156	“After that I will turn on the music ya, when the music is on, you can dance you can go around bebas.”	Code-switching	Code-switching
157	M-1/T>Ss/157	“After the music is off or paused, I will ask you to go ke salah satu corner.”	Code-switching	Code-switching
158	M-1/Ss>T/158	“what we call it, Go means you find one of these corner and I will ask you a question.”	Use of all-purpose words	Use of all-purpose words
159	M-1/T>Ss/159	“Stand up!” (the teacher raises his hand creating a gesture to ask the child to	Use of non-linguistic mean	Use of non-linguistic mean

		stand up)		
160	M-1/Ss>T/160	“lari, don’t take it just stand up.”	Code-switching	Code-switching
161	M-1/T>Ss/161	“Repeat after me, nanti setelah ibu kalian ulang ya!”	Code-switching	Code-switching
162	M-1/T>S/162	“It’s a toy, coba sebutkan.”	Code-switching	Code-switching
163	M-1/T>S/163	“It’s a toy.”	Code-switching	-
164	M-1/T>S/164	“It’s a crayon.”	Code-switching	-
165	M-1/T>S/165	“It’s a crayon”	Code-switching	-
166	M-1/T>S/166	“It’s a story book.”	Code-switching	-
167	M-1/T>Ss/167	“It’s a story book.”	Code-switching	-
168	M-1/Ss>T/168	“It’s a pencil.”	Code-switching	Code-switching
169	M-1/T>Ss/169	“It’s a pencil.”	Code-switching	Code-switching
170	M-1/Ss>T/170	“Now you can move, you can change to another	Self-repair	Self-repair

		corner ya.”		
171	M-1/T>Ss/171	“Defni, Please take crayon and put it here ayo”	Code-switching	Code-switching
172	M-1/Ss>T/172	“Thank you, Defni ya.”	Code-switching	Code-switching
173	M-1/T>Ss/173	“Prada, what we call it, please take the toy and put it here.”	Use of all-purpose words	Use of all-purpose words
174	M-1/Ss>T/174	“Danesh, please take the story book and put it here, disini ya.”	Code-switching	Code-switching
175	M-1/T>Ss/175	“Andi, please take pencil juga.”	Code-switching	Code-switching
176	M-1/Ss>T/176	“It’s a dice.”	Code-switching	Code-switching
177	M-1/T>Ss/177	“It’s a dice.”	Code-switching	Code-switching
178	M-1/Ss>T/178	“It’s a toy.”	Code-switching	-
179	M-1/T>Ss/179	“It’s a toy.”	Code-switching	-
180	M-1/T>Ss/180	“It’s a doll.”	Code-switching	-



181	M-1/Ss>T/181	“It’s a doll.”	Code-switching	-
182	M-1/T>Ss/182	“It’s a small ball.”	Code-switching	-
183	M-1/Ss>T/183	“It’s a small ball.”	Code-switching	-
184	M-1/T>S/184	“Ok, what the color, what is the color of the small ball, warna?”	Self-repair	Self-repair
185	M-1/T>S/185	“Green”	Code-switching	Code-switching
186	M-1/S>T/186	“What is the shape of the ball, the small ball, bentuk?”	Self-repair	Self-repair
187	M-1/T>S/187	“Lingkaran, Circle”	Literal translation	Literal translation
188	M-1/S>T/188	“How many small ball, how many balls are there in my hand?”	Self-repair	Self-repair
189	M-1/T>S/189	“One small ball.”	Code-switching	Code-switching
190	M-1/T>S/190	“Sorry?”		
191	M-1/T>Ss/191	“Danika, you listen to me,	Code-switching	Code-switching

		jangan bercanda?”		
192	M-1/T>S/192	“yes sir”	-	-
193	M-1/S>T/193	“Don’t talk with your friend while I’m in front, while I’m talking in front”	Self-repair	Self-repair
194	M-1/T>S/194	“yes sir”	-	-
195	M-1/S>T/195	“Don’t do it again ya”	Code-switching	Code-switching
196	M-1/T>S/196	“ok sir”	-	-
197	M-1/T>S/197	“For the others, don’t do what Danika do ya, tidak boleh”	Code-switching	Code-switching
198	M-1/S>T/198	“Do you hear me anak-anak?”	Code-switching	Code-switching
199	M-1/T>S/199	“Yes sir”	Code-switching	Code-switching
200	M-1/T>S/200	“It’s not polite, jangan ya”	Code-switching	Code-switching
201	M-1/T>Ss/201	“Ok, now back to the question yang tadi”	Code-switching	Code-switching

202	M-1/T>S/202	“What is it, yang ini?”	Code-switching	Code-switching
203	M-1/T>S/203	“It’s a toy, mainan.”	Literal translation	Literal translation
204	M-1/T>Ss/204	“Gus Rai, What is it, ini yang bapak pegang?”	Code-switching	Code-switching
205	M-1/T>Ss/205	“Big voice ya.”	Code-switching	Code-switching
206	M-1/T>S/206	“Story book”	-	-
207	M-1/S>T/207	“Tangkas, What is it, yang ini?”	Code-switching	Code-switching
208	M-1/T>S/208	“Pencil crayon”	Code-switching	Code-switching
209	M-1/T>S/209	“Good” (the teacher points his mother finger signing good )	Use of non-linguistic mean	Use of non-linguistic mean
210	M-1/T>S/210	“Cahya, what is it, ini?”	Code-switching	Code-switching
211	M-1/S>T/211	“Who want to help Cahya?”	Code-switching	Code-switching
212	M-1/T>S/212	Danika, what is this yang bapak pegang?	Code-switching	Code-switching

213	M-1/T>S/213	"It's magazine"	-	-
214	M-1/T>S/214	"Cahaya, what is it, yang ini?"	Code-switching	Code-switching
215	M-1/S>T/215	"It's a magazine."	-	-
216	M-1/T>S/216	"It's a magazine, lebih keras."	Code-switching	Code-switching
217	M-1/S>T/217	"Sorry?"		
218	M-1/T>S/218	"It's a magazine"	Code-switching	Code-switching
219	M-1/S>T/219	"Good." (the teacher points his mother finger signing good )	Use of non-linguistic mean	Use of non-linguistic mean
220	M-1/T>S/220	"Keke, What is it yang ini?"	Code-switching	Code-switching
221	M-1/S>T/221	"Who wants to help Keke, ayo siapa?"	Code-switching	Code-switching
222	M-1/T>S/222	"Dj, what is it, yang bapak pegang?"	Code-switching	Code-switching

223	M-1/S>T/223	"It's pencil crayon."	-	-
224	M-1/T>S/224	"Now, what time, look at the time, back to your position!"	Self-repair	Self-repair
225	M-1/S>T/225	"Ok, my question, please tell me, please mention two names of thing in the classroom!"	Self-repair	Self-repair
226	M-1/S>T/226	"Gus Rai, sebutkan"	Code-switching	Code-switching
227	M-1/T>S/227	"Sciccors, doll"	-	-
228	M-1/T>S/228	"Next, Anin sebutkan"	Code-switching	Code-switching
229	M-1/T>S/229	"Big voice ya anak-anak"	-	-
230	M-1/T>S/230	"Remember two ya"	Code-switching	Code-switching
231	M-1/T>S/231	"Big ball"	-	-
232	M-1/T>S/232	"Big ball and?"	Code-switching	Code-switching
233	M-1/T>S/233	"Sorry?"		
234	M-1/T>S/234	"Big voice ya!"	Code-switching	Code-switching

235	M-1/T>S/235	“Big ball and small ball”	-	-
236	M-1/T>S/236	“Radika sebutkan”	Code-switching	Code-switching
237	M-1/T>S/237	“Toy”	-	-
238	M-1/T>S/238	“Sorry?”		
239	M-1/T>S/239	“Toy”	-	-
240	M-1/T>Ss/240	“Sorry?”	Asking for repetition	Asking for repetition
241	M-1/T>Ss/241	“Story book”	-	-
242	M-1/S>T/242	“Agas sebutkan dua”	Code-switching	Code-switching
243	M-1/T>Ss/243	“Crayon”	-	-
244	M-1/T>Ss/244	“Pordon me”	Asking for repetition	Asking for repetition
245	M-1/Ss>T/245	“Pencil crayon”	-	-
246	M-1/T>Ss/246	“Mr. Billy, I want to drink my water.”	-	-
247	M-2/T>Ss/247	“Ok”	Use of filler/hesitation device	Use of filler/hesitation device
248	M-2/T>Ss/248	“Koko, take the story book and put it keblai ke	Code-switching	Code-switching

		tempatya.”		
249	M-2/T>S/249	“DJ , please take big ball and put it kembali.”	Code-switching	Code-switching
250	M-2/S>Ss/250	“Gus Rai, juga sama please put the toy.”	Code-switching	Code-switching
251	M-2/T>Ss/251	“Gus Meta, juga please put the dice.”	Code-switching	Code-switching
252	M-2/T>Ss/252	“Kenzi, please put the small ball ya ketempatnya.	Code-switching	Code-switching
253	M-2/Ss>T/253	“Danika, please put the doll, ayo bangun lalu taruh.”	Code-switching	Code-switching
254	M-2/T>Ss/254	“Ok, Dede, please put the crayon kembali ke atas meja.”	Code-switching	Code-switching
255	M-2/T>Ss/255	“Satya, please put aa... scissors.”	Code-switching	Code-switching
256	M-2/T>Ss/256	“Josi, please put the pencil taruh di tempat pensil di	Code-switching	Code-switching

		atas meja.”		
257	M-2/Ss>T/257	“Danesh, please put the rubber taruh disamping papan tulis.”	Code-switching	Code-switching
258	M-2/T>Ss/258	“Memei, please put the pencil crayon di atas meja.”	Code-switching	Code-switching
259	M-2/Ss>T/259	“Raja, close the door please.”	Code-switching	Code-switching
260	M-2/T>S/260	“Ok, now you can wash your hands, stand in line, one-by-one ya harus satu-satu.”	Code-switching	Code-switching
261	M-2/T>Ss/261	“No playing no running ya, pelan-pelan.”	Code-switching	Code-switching
262	M-2/T>Ss/262	“Mr. Billy I want to wash my hands.”	UNDIKSHA	-
263	M-2/T>Ss/263	“Sorry?...I didn't hear you say something.”	Asking for repetition	Asking for repetition



264	M-2/T>S/264	“Go back! Go back cepat kembali!”	Code-switching	Code-switching
265	M-2/T>Ss/265	“Mr. Billy I want to wash my hands.”	-	-
266	M-2/T>Ss/266	“Ok, no running ya”	Code-switching	Code-switching
267	M-2/T>Ss/267	“Ok, before we start our class today, let’s pray together. Kita berdoa dahulu ya.”	Code-switching	Code-switching
268	M-2/Ss>T/268	“Who will start Mr. Bagi siapa ya?”	Code-switching	Code-switching
269	M-2/T>Ss/269	“Troy, please come here, ayo berdiri.”	Code-switching	Code-switching
270	M-2/Ss>T/270	“Ok, my friends fold your hand, close your eyes and pray start.”	-	-
271	M-2/T>Ss/271	“Ok, before we sing a song, I want to ask you something pada kalian.”	Code-switching	Code-switching

272	M-2/Ss>T/272	“Who make your homework? Yourself, your mama or your papa di rumah?”	Code-switching	Code-switching
273	M-2/T>Ss/273	“Myself”	-	-
274	M-2/T>Ss/274	“Sorry? Is that right?”	Asking for repetition	Asking for repetition
275	M-2/T>Ss/275	“Because your parents texted me that one of you doesn’t want to make this, and ask your dad to make, naa siapa itu.”	Code-switching	Code-switching
276	M-2/T>Ss/276	“Can your daddy di rumah make your homework?”	Code-switching	Code-switching
277	M-2/Ss>T/277	“No”	Code-switching	Code-switching
278	M-2/T>Ss/278	“Can your mommy di rumah make your homework?”	Code-switching	Code-switching
279	M-2/T>Ss/279	“No”	Code-switching	Code-switching
280	M-2/T>Ss/280	“For Yurina, every	Code-switching	Code-switching

		homework remember to color ya.”		
281	M-2/T>Ss/281	“Now, yesterday I got a message from one of your mom from your parents.”	Self-repair	Self-repair
282	M-2/T>Ss/282	“One of you like to, what we call it, this one, ada yang suka cubit ternyata di B2 lo.”	Use of all purpose words	Use of all purpose words
283	M-2/T>Ss/283	“Tidak boleh ya, dont.”	Code-switching	Code-switching
284	M-2/T>Ss/284	“Saka, listen to me jangan lain-lain.”	Code-switching	Code-switching
285	M-2/T>Ss/285	“on Saturday, we go to, you went to somewhere.”	Self-repair	Self-repair
286	M-2/T>Ss/286	“You see a bus with mr. Bagi and also other teachers without me, ibu gak ikut.”	Code-switching	Code-switching
287	M-2/T>Ss/287	“What is it, Where did you	Use of all-purpose words	Use of all-purpose words

		go?”		
288	M-2/T>Ss/288	“Look at the fish”	-	-
289	M-2/T>Ss/289	“look at the fish? What fish do you saw that, apa kemarin?”	Code-switching	Code-switching
290	M-2/T>Ss/290	“Nemo”	-	-
291	M-2/T>Ss/291	“Have you touched the star fish kemarin?”	Code-switching	Code-switching
292	M-2/T>Ss/292	“Yes” (the children nodding their head)	Use of non-linguistic mean	Use of non-linguistic mean
293	M-2/T>Ss/293	“Do you know what is star fish, ada yang tahu?”	Code-switching	Code-switching
294	M-2/T>Ss/294	“Before we start, I want to invite you to sing a song in English, kali ini bukan lagu bahasa indonesia.”	Code-switching	Code-switching
295	M-2/T>Ss/295	“What is it, no topi saya bundar, no bintang kecil, no pelangi-pelangi, no	Use of all-purpose words	Use of all-purpose words

		pamanku no, in English.”		
296	M-2/T>S/296	“For example, twinkle-twinkle, little banana, one little two one little three, our book, what else.”	Code-switching	Code-switching
297	M-2/S>T/297	“Bingo”	-	-
298	M-2/T>Ss/298	“Sorry? Big voice, ya.”	Asking for repetition	Asking for repetition
299	M-2/T>Ss/299	“Do you want, do you need more space, sempit rasanya?”	Self-repair	Self-repair
300	M-2/T>Ss/300	“Saka move back! Emily move back!, ayo cepat kita akan segera mulai.”	Code-switching	Code-switching
301	M-2/T>S/301	“Bersila, like me and Mr. Bagi!, lihat ibu dan pak bagi.”	Code-switching	Code-switching
302	M-2/S>T/302	“Thank you ya.”	Code-switching	Code-switching
303	M-2/T>Ss/303	“I will take you some pictures of this, just to	Code-switching	Code-switching

		remind you do you still remember of this or not. Coba ya kita ingat-ingat kembali”		
304	M-2/Ss>T/304	“Ok, our topic is still occupation sama seperti pertemuan lalu.”	Code-switching	Code-switching
305	M-2/T>Ss/305	“Occupation atau job, ya.”	Code-switching	Code-switching
306	M-2/T>S/306	“You have a song about job, Mr. Bagi, apa ya judulnya?”	Code-switching	Code-switching
307	M-2/S>T/307	“Gede is a farmer, Kadek is a gardener, Komang is a head master, yang itu.”	Code-switching	Code-switching
308	M-2/T>Ss/308	“Do you still remember that apa sudah lupa?”	Code-switching	Code-switching
309	M-2/S>T/309	“Ok, later we will learn that one again ya.”	Code-switching	Code-switching
310	M-2/T>S/310	“Listen my question to Mr. Bagi. Jangan dulu	Code-switching	Code-switching

		lain-lain.”		
311	M-2/S>T/311	“If you are not being a teacher right now, what is it, what occupation do you want?”	Use of all-purpose words	Use of all-purpose words
312	M-2/T>Ss/312	“What do you want to be pak bagi?”	Code-switching	Code-switching
313	M-2/T>S/313	“A chef.”	-	-
314	M-2/S>T/314	“Kata pak bagi, he wants to be a chef.”	Code-switching	Code-switching
315	M-2/T>Ss/315	“Sekarang kalian. I will ask you one by one.”	Code-switching	Code-switching
316	M-2/S>T/316	“Gusti ayu, what do you want to be nanti kalau sudah besar?”	Code-switching	Code-switching
317	M-2/T>Ss/317	“A teacher”	-	-
318	M-2/T>S/318	“Gusti ayu wants to be a teacher.”	Code-switching	Code-switching

319	M-2/T>S/319	“Listen, ya!”	Code-switching	Code-switching
320	M-2/T>S/320	“Nanti akan miss Tanya, yang tidak listen akan miss kasi stample, berarti kalian tidak listen.”	Code-switching	Code-switching
321	M-2/T>S/321	“Yurina, later on what do you want to be, mau jadi apa?”	Code-switching	Code-switching
322	M-2/S>T/322	“Doctor”	-	-
323	M-2/S>T/323	“What Yurina wants to be tadi dibilang?”	Code-switching	Code-switching
324	M-2/T>S/324	“Doctor”	-	-
325	M-2/T>Ss/325	“Doctor, very good. Nanti kalau Miss Lina sakit periksa ke Yurina ya?”	Code-switching	Code-switching
326	M-2/T>Ss/326	“Kevin, what do you want to be ayo?”	Code-switching	Code-switching
327	M-2/T>S/327	“Polisi”	-	-



328	M-2/S>T/328	“Polisi, who know what is polisi in English?”	Code-switching	Code-switching
329	M-2/T>S/329	“Police man”	-	-
330	M-2/S>T/330	“Alfi, what do you want to be kalau sudah besar?”	Code-switching	Code-switching
331	M-2/T>Ss/331	“I want to be a driver.”	-	-
332	M-2/Ss>T/332	“Alfin gonna be a driver katanya.”	Code-switching	Code-switching
333	M-2/T>Ss/333	“kalau Jensen, what do you want to be?”	Code-switching	Code-switching
334	M-2/T>Ss/334	“Dokter hewan”	-	-
335	M-2/Ss>T/335	“Dokter hewan, who knows dokter hewan in English?”	Code-switching	Code-switching
336	M-2/T>Ss/336	“Doctor for animal”	-	-
337	M-2/T>Ss/337	“It’s too long, just say doctor karna doctor for animal terlalu panjang jika	Code-switching	Code-switching

		disebutkan.”		
338	M-2/Ss>T/338	“Saka, what do you want to be nanti?”	Code-switching	Code-switching
339	M-2/T>Ss/339	“Do you want to be a teacher like us?”	Code-switching	Code-switching
340	M-2/Ss>T/340	“Do you want apa tidak?”	Code-switching	Code-switching
341	M-2/S>T/341	“Say yes!” (the teacher nodding his head)	Use of non-linguistic mean	Use of non-linguistic mean
342	M-2/T>Ss/342	“Yes” (the children nodding their head)	Use of non-linguistic mean	Use of non-linguistic mean
343	M-2/S>T/343	“Arsitek”	Code-switching	Code-switching
344	M-2/S>T/344	“Itu berarti, right now Fale should learn the way how to drawing a house, ya.”	Code-switching	Code-switching
345	M-2/T>Ss/345	“Do you know what is architect, apa itu arsitek?”	Code-switching	Code-switching
346	M-2/S>T/346	“The one who gonna build a building like hospital	Code-switching	Code-switching

		and rumah.”		
347	M-2/T>Ss/347	“How about you troy? What do you want to be kalau sudah besar?”	Code-switching	Code-switching
348	M-2/T>Ss/348	“I want to be a chef.”	-	-
349	M-2/Ss>T/349	“Kalau Alecia, what do you want to be? Do you want to be a makeup artist like your mama?”	Code-switching	Code-switching
350	M-2/T>Ss/350	“I want to be a makeup artist.”	-	-
351	M-2/T>Ss/351	“I want to ask you, who is your friend yang wants to be a teacher?”	Code-switching	Code-switching
352	M-2/T>S/352	“Gusti Ayu dan Nadin”	Code-switching	Code-switching
353	M-2/T>S/353	“I have three police man here ya.”	Code-switching	Code-switching
354	M-2/S>T/354	“Who are they, masih ingat kalian siapa saja?”	Code-switching	Code-switching

355	M-2/T>S/355	“Kevin, Restu, Ananta”	-	-
356	M-2/S>T/356	“I have a skill full chef di kelas ini.”	Code-switching	Code-switching
357	M-2/S>T/357	“Who is he?. Ayo masih inget gak”	Code-switching	Code-switching
358	M-2/S>T/358	“Troy”	-	-
359	M-2/S>T/359	“Tomorrow Mr. Bagi gonna have a birthday party and what is it, he wants to buy a cake and order a beautiful cake, so where I should go?”	Use of all-purpose words	Use of all-purpose words
360	M-2/T>Ss/360	“Emily” (the teacher point Emily by using her index finger)	Use of non-linguistic mean	Use of non-linguistic mean
361	M-1/Ss>T/361	“I want to be a florist”	-	-
362	M-1/T>Ss/362	“Restu, Alecia, Saka, Jensen, Fale look at me and Mr. Bagi jangan lain-	Code-switching	Code-switching

		lain!”		
363	M-1/Ss>T/363	“I want to be a painter.”	-	-
364	M-1/T>Ss/364	“I want to be a musician.”	-	-
365	M-1/Ss>T/365	“Yang cowo-cowo, if your hair already long you are going to here.”	Code-switching	Code-switching
366	M-1/T>Ss/366	“I want to be a post man.”	-	-
367	M-1/T>Ss/367	“Mr. Bagi will give you, what is it, a flash card, but before that I am going to suffle this flash card.”	Use of all-purpose words	Use of all-purpose words
368	M-1/Ss>T/368	“Please help me to say stop.” (the teacher making gesture ‘stop’ by using her palm)	Use of non-linguistic mean	Use of non-linguistic mean
369	M-1/T>Ss/369	“Stop!”	-	-
370	M-1/Ss>T/370	“Ok, what is it Mr Bagi will put the flash card in front of you.”	Use of all-purpose words	Use of all-purpose words

371	M-1/T>Ss/371	“Don’t touch the card, don’t play the card, don’t blow it. Just put it without touching.” (the teacher making gesture ‘no’ by using her index finger)	Use of non-linguistic mean	Use of non-linguistic mean
372	M-1/Ss>T/372	“Emily, open your card sekarang!”	Code-switching	Code-switching
373	M-1/T>Ss/373	“Say the complete one, please jangan hanya sebutkan pekerjaannya saja. Harus kalimat lengkap ya!”	Code-switching	Code-switching
374	M-1/T>Ss/374	“I want to be a doctor.”	-	-
375	M-1/T>Ss/375	“Very good.” (the teacher points his mother finger signing good )	Use of non-linguistic mean	Use of non-linguistic mean
376	M-1/Ss>T/376	“I want to be a hair dresser.”	-	-

377	M-1/T>Ss/377	“I want to be a singer.”	-	-
378	M-1/Ss>T/378	“I want to be a dancer.”	-	-
379	M-1/T>Ss/379	“I want to be a mechanic.”	-	-
380	M-1/T>Ss/380	“Ok, now wash your hand because we are going to have a breakfast sekarang ya.”	Code-switching	Code-switching

**Data Validity**

$$\text{Data Validity} = \frac{D}{A + B + C + D} \times 100 = 94.7\%$$

A = Number of disagreement between the two judges; B and C = number of different judgments the two judges; D = number of agreements between the two judges.

Singaraja, 4 Maret 2020

**Evaluator 1,**

**Evaluator 2,**

Ni Komang Sarasvati Gita Swari

Prof. Dr. Dewa Komang Tantra, M.Sc.

**Appendix 15. Indicators of Searle's Classification of Speech Acts**

<b>Directive</b>	<b>Commissive</b>	<b>Expressive</b>	<b>Declarative</b>	<b>Assertive</b>
1. Ordering	1. Guaranteeing	1. Apologizing	1. Declaring	1. Describing
2. Requesting	2. Promising	2. Thanking	2. Approving	2. Classifying
3. Advising	3. Refusing	3. Condoling	3. Disapproving	3. Stating
4. Telling	4. Threatening	4. Congratulating	4. Resigning	4. Explaining
5. Praying	5. Offering	5. Deploring	5. Blessing	5. Clarifying
		6. Welcoming	6. Conforming	
		7. Forgiving	7. Naming	
		8. Boasting	8. Cursing	
		9. Complimenting		
		<b>Total = 32</b>		

**1. DIRECTIVE ACT**

<b>NO</b>	<b>TYPES</b>	<b>DEFINITION</b>	<b>VERB SYNONYM</b>	<b>STRUCTURE</b>	<b>EXAMPLE</b>
1.	Ordering Act	According to Trosborg (1995), order is asking someone to do something or say that something has to	<ul style="list-style-type: none"> <li>• Commanding</li> <li>• Instructing</li> <li>• Enjoining</li> <li>• Summoning</li> </ul>	<ul style="list-style-type: none"> <li>• Command can end with a period (.) or an exclamation mark (!).</li> <li>• Subject + Verb +</li> </ul>	<ul style="list-style-type: none"> <li>i. "You, give me your money, now!"</li> <li>ii. "Open the door!"</li> <li>iii. "Go out!"</li> </ul>



be done, this shows that you have authority. It is usually used to give order thereby causing the hearer to take a particular action.

Object

- Verb + Object
- Verb + !

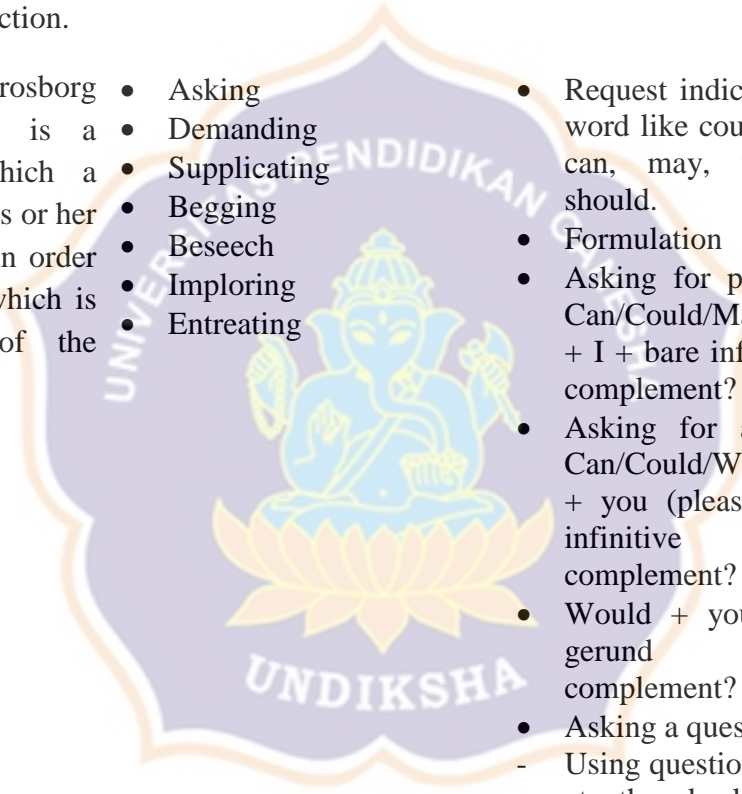
2. Requesting Act

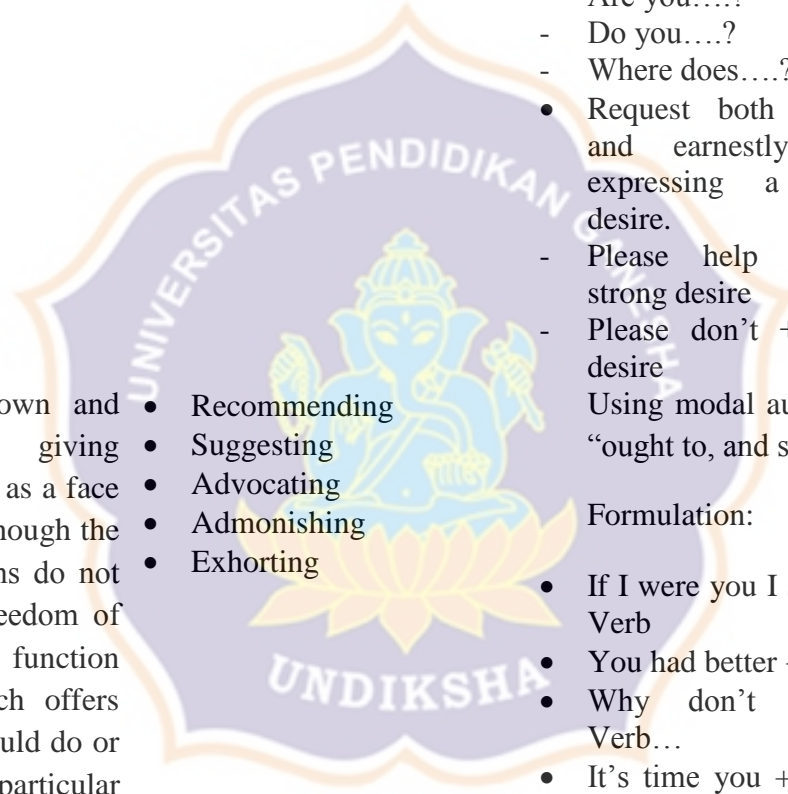
According to Trosborg (1995), a request is a speech act by which a requester conveys his or her wants to a request in order to perform an act which is for the benefit of the requester.

- Asking
- Demanding
- Supplicating
- Begging
- Beseech
- Imploring
- Entreating

- Request indicate by the word like could, would, can, may, will, and should.
- Formulation
- Asking for permission: Can/Could/May/Might + I + bare infinitive +/- complement?
- Asking for assistance: Can/Could/Will/Would + you (please) + bare infinitive +/- complement?
- Would + you mind + gerund +/- complement?
- Asking a question: - Using question mark (?) at the back of the sentence.

2. "Can you give me some cakes?"
3. "Could I use your computer to print and scan?"
4. "What is narrative?"
5. "Please help me to find my mother"





3. Advising Act

According to Brown and Levinson (1987) giving advice is regarded as a face threatening act although the speaker's intentions do not hinder hearer's freedom of action. Advising function of directive speech offers someone what should do or how to act in a particular situation. An advice tends

- Recommending
- Suggesting
- Advocating
- Admonishing
- Exhorting

- Using WH question or Y/N question.
- The expression:
  - What is....?
  - Are you....?
  - Do you....?
  - Where does....?
- Request both humbly and earnestly while expressing a strong desire.
  - Please help me.. + strong desire
  - Please don't + strong desire
- Using modal auxiliaries "ought to, and should".
- Formulation:
  - If I were you I should + Verb
  - You had better +Verb
  - Why don't you + Verb...
  - It's time you + Verb 2 (Past Form)

1. "It will be better if you do your work in your home"
2. "You must take care of yourself carefully!"
3. "If I were you I should work at the hospital"
4. "You had better brush your teeth"
5. "Why don't you go home now?"
6. "It's time you

to be positive.

4. Telling Act

According to Trosborg (1995), tell a hearer to do something is to direct him in a manner (or mode) which does not give him the option of refusal. It is more detail and complex than just stating something or giving information only. It can make someone understand about something easier.

- Reporting
- Notifying
- Saying
- Claiming
- Mentioning
- Informing
- Determining

- b. Subject + Verb/Adj + Object
- c. Subject + Verb/Adj
- d. Adj + Object
- e. Subject have/has + Object
- f. Subject + is/am/are + Object

stopped smoking”

- g. “This is mine, not yours.”
- h. “In this school, we have 3 classes.”
- i. “My cat has a short tail, small eyes, flat nose and very soft fur.”


5. Praying Act

To pray is to entreat God (or some other sacred person or entity)

- Worshiping

1. The sentence is always giving thanks to the God, soul, father, deity and any religious thing.
2. Usually used phrase like:
  - Let us pray before...
  - Before we....Let's pray for a moment.

1. “Hopefully the god blessed us”
2. “Let us pray for a moment”



## 2. COMMISSIVE ACT

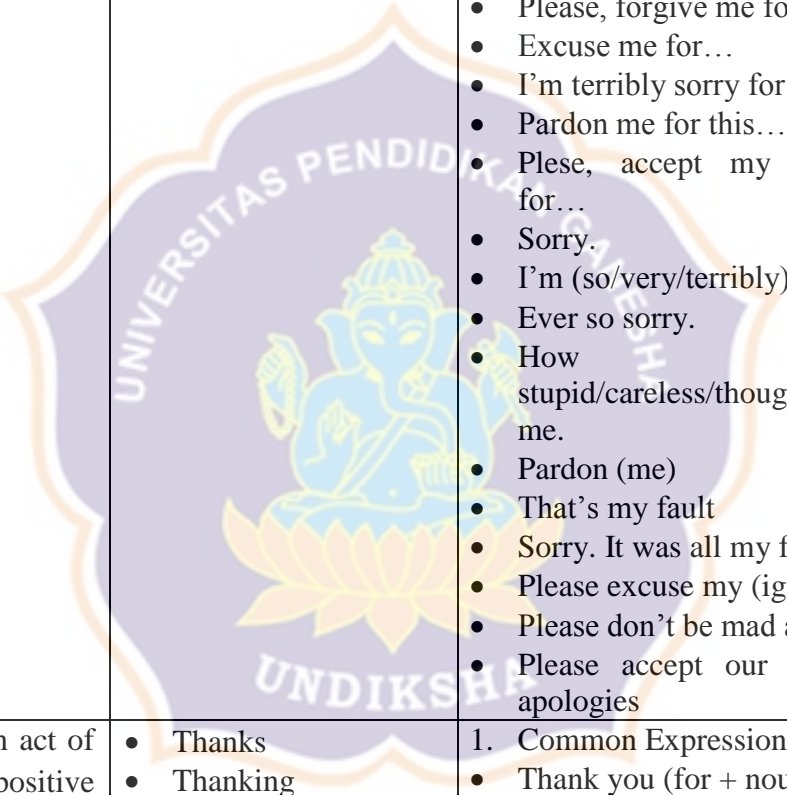
NO	TYPES	DEFINITION	VERB SYNONYM	STRUCTURE	EXAMPLE
1.	Guaranteeing Act	To guarantee something is to perform a complex speech act. A speaker who guarantees a certain object or state of affairs both asserts that this object or state of affairs will continue in a certain condition and promises the hearer a certain compensation (for example exchange or repair) if this turns out not to be the case.	<ul style="list-style-type: none"> <li>• Assuring</li> <li>• Ensuring</li> <li>• Insuring</li> <li>• Maintaining</li> <li>• Protecting</li> <li>• Proving</li> <li>• Securing</li> <li>• Supporting</li> <li>• Warranting</li> </ul>	<ol style="list-style-type: none"> <li>1. Usually used phrase like:               <ul style="list-style-type: none"> <li>• I guarantee you will....</li> <li>• ....prove that....</li> </ul> </li> <li>2. Usually used with:               <ul style="list-style-type: none"> <li>• Used with adjectives</li> <li>• Used with verbs</li> <li>• Used with prepositions</li> <li>• Used with adverbs</li> <li>• Used with nouns</li> </ul> </li> </ol>	<ol style="list-style-type: none"> <li>1. "I guarantee you will pass the exam if you study hard"</li> <li>2. "If you get good score it prove that you are study hard"</li> <li>3. "The head master assured me all the students will pass the graduate"</li> </ol>
2.	Promising Act	Promising act is usually used to assure the listeners that they will definitely do, arrange, or give something. Promise is always made to a hearer to do something for his benefit it involve a rather special kind of	<ul style="list-style-type: none"> <li>• Swearing</li> <li>• Pledging</li> <li>• Vowing</li> </ul>	<ul style="list-style-type: none"> <li>• The common word used is "will" and followed with promise</li> <li>• It formed by the speaker only               <ul style="list-style-type: none"> <li>• I would + promise</li> <li>• I will + promise</li> </ul> </li> <li>• The sentence is usually contains of the truth condition. I swear + truth</li> </ul>	<ol style="list-style-type: none"> <li>1. "If you active in my class I promise I will give you good score"</li> <li>2. "You are not really promising in this class"</li> <li>3. "I swear that I</li> </ol>

		commitment namely an obligation.		condition	am not cheating in this exam”
3.	Refusing Act	A refusal is the illocutionary denegation of an acceptance. Refuse has the additionally preparatory condition that one has been given the option of acceptance or refusal. When one refuses to obey an order or command, one can't say that one refuses the order or command but rather that one refuses to obey it, for example offers and invitation.	<ul style="list-style-type: none"> <li>• Declining</li> <li>• Ignoring</li> <li>• Protesting</li> <li>• Rebuffing</li> <li>• Rejecting</li> </ul>	<ol style="list-style-type: none"> <li>1. The sentence contains about the speaker' refusal of the suggestion or an obligation</li> <li>2. It usually stated with the word "sorry"</li> <li>3. The common phrase that are used in the beginning of the sentence are like: <ul style="list-style-type: none"> <li>• Sorry I can't...</li> <li>• Sorry I don't...</li> <li>• Sorry I could not...</li> <li>• I am afraid I cannot...</li> </ul> </li> </ol>	<ol style="list-style-type: none"> <li>1. "I cannot answer the question sir"</li> <li>2. "I am afraid I cannot finish your task"</li> <li>3. "Sorry I can't come to your home tonight I have to finish my home work."</li> </ol>
4.	Threatening	Threatening is an act to threat the hearer to do something or not	<ul style="list-style-type: none"> <li>• Intimidating</li> <li>• Frightening</li> <li>• Endangering</li> </ul>	<ol style="list-style-type: none"> <li>1. Conditional type I + subject + modals</li> <li>2. Don't + verb or subject + modals...</li> </ol>	<ol style="list-style-type: none"> <li>1. "If you don't finish it in five minutes I will get you zero score"</li> <li>2. "Don't cheating or you will get zero score in my</li> </ol>

					class”
5.	Offering	This type of commissive act is use to present or proffer something for the listeners to accept or reject as so desired	<ul style="list-style-type: none"> <li>• Presenting</li> <li>• Giving</li> <li>• Proffering</li> <li>• Providing</li> </ul>	<ol style="list-style-type: none"> <li>1. In this sentence the speaker want to offer for help, assistance, or something to be accepted or not by the listener</li> <li>2. The common phrase that used such as: <ul style="list-style-type: none"> <li>• What can I do...</li> <li>• May I + an offer</li> <li>• Do you want + an offer</li> <li>• Could I + an offer</li> <li>• Allow me to + an offer</li> </ul> </li> </ol>	<ol style="list-style-type: none"> <li>1. “What can I do for you?”</li> <li>2. “May I help you?”</li> <li>3. “Do you want a pen?”</li> </ol>

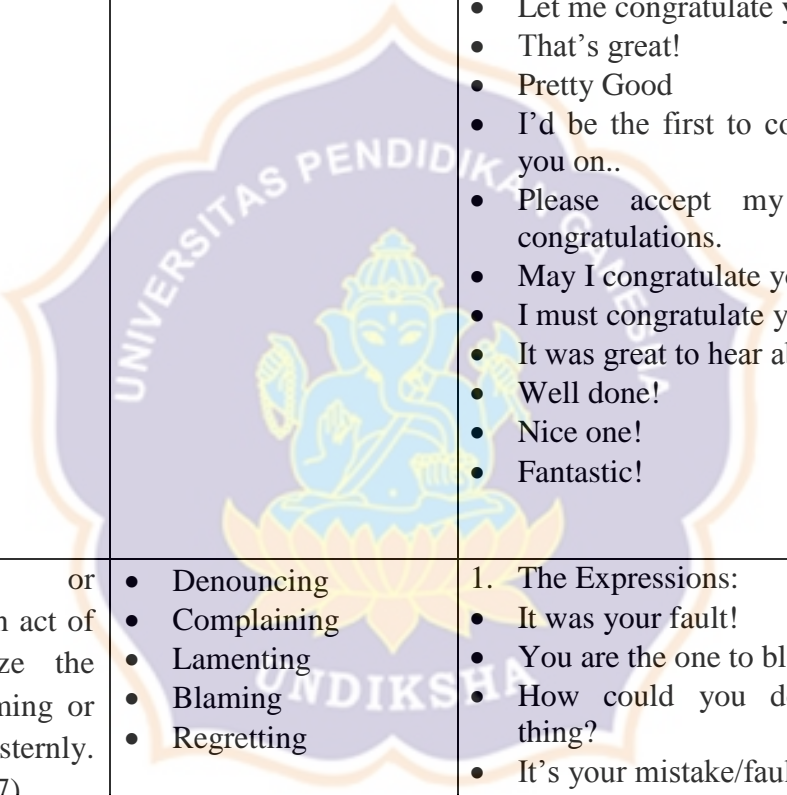
### 3. EXPRESSIVE ACT

NO	TYPES	DEFINITION	VERB SYNONYM	STRUCTURE	EXAMPLE
1.	Apologizing Act	Apologizing is an act of apologize in order to appease people we have injured, avoid accusation and revenge, to implicate contrition, and elicit acts of forgiving and be freed from guilt.	<ul style="list-style-type: none"> <li>• Pardoning</li> <li>• Excusing oneself</li> </ul>	<ol style="list-style-type: none"> <li>1. Common expression: <ul style="list-style-type: none"> <li>• I do apologize for...</li> <li>• I must apologize for...</li> <li>• I apologize for...</li> <li>• I'd like to apologize for...</li> <li>• I am so sorry for...</li> <li>• I shouldn't have...</li> <li>• I'm very sorry for/ that...</li> <li>• I apologize if I...</li> </ul> </li> </ol>	<ol style="list-style-type: none"> <li>1. “I'm sorry, I can't help it”</li> </ol>

			 <ul style="list-style-type: none"> <li>• I apologize for (+ ing form of verb)</li> <li>• It's all my fault.</li> <li>• I'm ashamed of...</li> <li>• Please, forgive me for...</li> <li>• Excuse me for...</li> <li>• I'm terribly sorry for...</li> <li>• Pardon me for this...</li> <li>• Please, accept my apologize for...</li> <li>• Sorry.</li> <li>• I'm (so/very/terribly) sorry.</li> <li>• Ever so sorry.</li> <li>• How stupid/careless/thoughtless of me.</li> <li>• Pardon (me)</li> <li>• That's my fault</li> <li>• Sorry. It was all my fault.</li> <li>• Please excuse my (ignorance)</li> <li>• Please don't be mad at me</li> <li>• Please accept our (sincerest) apologies</li> </ul>	
2.	Thanking Act	Thanking act is an act of expressing positive feeling of having	<ul style="list-style-type: none"> <li>• Thanks</li> <li>• Thanking</li> </ul>	<ol style="list-style-type: none"> <li>1. Common Expression: <ul style="list-style-type: none"> <li>• Thank you (for + noun/-ing)</li> <li>• Thank you very much</li> <li>• Thank you so much</li> </ul> </li> </ol>

		benefited (service) from the action of another person. The point is express gratitude.		<ul style="list-style-type: none"> <li>• Thank you a lot</li> <li>• Thanks a lot</li> </ul>	
3.	Condoling Act	Condoling act is opposite act of congratulating, this act is expressing sympathy to someone who is suffering sorrow, misfortune, ill, or being orphan. (Norrick, 1978:287)	<ul style="list-style-type: none"> <li>• Sorrowing</li> <li>• Mourning</li> <li>• Grieving</li> </ul>	<p>1. The expressions:</p> <ul style="list-style-type: none"> <li>• I was heartbroken by this sad news.</li> <li>• I will never forget when he/she...</li> <li>• We were such a dedicated friend/mother/sister to...</li> <li>• She/he will be sadly missed.</li> <li>• I'm sorry, but I am at a loss for words.</li> <li>• If you need anything, please ask.</li> <li>• When you are feeling up to it, let's have coffee together.</li> <li>• I'm here for you if you need anything.</li> <li>• Thanks for taking the time to let me know about...</li> </ul>	1. "I am so sorry to hear about your loss."
4.	Congratulating Act	Congratulating act is an expression of pleasure in order to encouraging the addressee to continue his	<ul style="list-style-type: none"> <li>• Felicitating</li> </ul>	<p>1. The expressions:</p> <ul style="list-style-type: none"> <li>• Congratulation</li> <li>• Congratulations</li> <li>• Congratulations on your</li> </ul>	



		<p>efforts and the relation to the condition is beneficial or good for the hearer. (Norrick, 1978:287)</p>		<p>succeeds</p> <ul style="list-style-type: none"> <li>• Happy Birthday</li> <li>• Happy New Year</li> <li>• Happy Anniversary</li> <li>• Let me congratulate you</li> <li>• That's great!</li> <li>• Pretty Good</li> <li>• I'd be the first to congratulate you on..</li> <li>• Please accept my warmest congratulations.</li> <li>• May I congratulate you on...</li> <li>• I must congratulate you.</li> <li>• It was great to hear about...</li> <li>• Well done!</li> <li>• Nice one!</li> <li>• Fantastic!</li> </ul>	
5.	Deploring Act	<p>Deploring act or censoring act is an act of judge or criticize the addressee by blaming or condemning sternly. (Norrick, 1978:287)</p>	<ul style="list-style-type: none"> <li>• Denouncing</li> <li>• Complaining</li> <li>• Lamenting</li> <li>• Blaming</li> <li>• Regretting</li> </ul>	<p>1. The Expressions:</p> <ul style="list-style-type: none"> <li>• It was your fault!</li> <li>• You are the one to blame!</li> <li>• How could you do such a thing?</li> <li>• It's your mistake/fault.</li> <li>• I think you are to blame.</li> <li>• I think you are the one who</li> </ul>	<p>1. "I hope you are sorry for not listening to my explanation."</p>

				<p>could have done it.</p> <ul style="list-style-type: none"> <li>• Are you out of your mind?</li> <li>• I can't believe that you did it.</li> <li>• I hope you're sorry...</li> <li>• I hope you are sorry for...</li> <li>• What on earth were you thinking?</li> </ul>	
6.	Welcoming Act	Welcoming act is an act of expressing positive feeling to someone arrival (Norrick, 1978:289)	<ul style="list-style-type: none"> <li>• Welcoming</li> <li>• Greeting</li> <li>• Receiving</li> <li>• Accepting</li> <li>• Hailing</li> </ul>	<p>1. The Expressions: It could be a:</p> <ul style="list-style-type: none"> <li>• Warm welcome “Luckily the weather is on our side today! The sun and I are pleased to offer you a warm welcome.”</li> <li>• Hearty welcome “Here's a hearty welcome, big and warm enough to encompass you all! To say we are thrilled to see you is an understatement.”</li> <li>• Cheerful welcome “It's my pleasure to extend a cheerful welcome to you all! Your presence makes us very happy.”</li> </ul>	<p>1. “Good morning class” 2. “How are you today?”</p>

			<ul style="list-style-type: none"> <li>• Glad welcome “It’s a glad welcome we bring to you this morning, filled with the desires, hopes and dreams we all share.”</li> </ul> <p>Then there’s a:</p> <ul style="list-style-type: none"> <li>• Pleasant welcome “You know what’s great about these events? You are always assured of a pleasant welcome. This is feel-good and we alm...”</li> <li>• Grateful welcome “Many of you have made a huge effort to join us today. On behalf of us all, we are deeply appreciative and you all.”</li> </ul>		
7.	Forgiving Act	Forgiving act is an act of express a response from apologies (Norrick, 1978:290)	<ul style="list-style-type: none"> <li>• Condoning</li> <li>• Excusing</li> <li>• Reinitting</li> </ul>	<ol style="list-style-type: none"> <li>1. Usually expressed by uttering “sorry”</li> <li>• Expressing regret, (I am sorry).</li> <li>• Accepting responsibility (I was wrong).</li> <li>• Making restitution (I will make it right).</li> </ol>	<ol style="list-style-type: none"> <li>1. “Never mind”</li> <li>2. “It’s okay.”</li> <li>3. “No problem.”</li> <li>4. “I am sorry.”</li> </ol>

				<ul style="list-style-type: none"> <li>• Genuinely repenting (I will not do that again).</li> <li>• Requesting forgiveness (Will you forgive me?).</li> </ul>	
8.	Boasting Act	Boasting act is an act of expressing positive feeling by the speaker about what he or she done (Norrick, 1978)	<ul style="list-style-type: none"> <li>• Bragging</li> <li>• Prating</li> <li>• Proud of</li> </ul>	<ul style="list-style-type: none"> <li>• Boast + to infinitive</li> <li>• Boast + NP</li> <li>• Boast + of + NP</li> <li>• Boast + in + NP</li> <li>• Boast + Reflexive + to-infinitive</li> <li>• Boast + that-clause</li> <li>• Boast + poss. Pronoun + -ing</li> </ul>	1. “When I was as a student in Senior High School, I got some achievements”
9.	Complimenting Act	Complimenting act is an act of express approval of the hearer for something good that she or he done (Norrick, 1978)	<ul style="list-style-type: none"> <li>• Praising</li> <li>• Rewarding</li> <li>• Commendation</li> <li>• Accolade</li> </ul>	<p>Here are some standard expressions for giving compliments:</p> <ul style="list-style-type: none"> <li>• I really like/love your + (possession/object).</li> <li>• Your + noun) is/look + (intensifier) + (adjective).</li> <li>• That’s + (such) a + (adjective) + (noun).</li> <li>• What a (adjective) + (noun)!</li> <li>• You have a (adjective) + (noun).</li> <li>• You + (really) + did a (great/amazing/fantastic/aweso</li> </ul>	<p>2. “You did an excellent job on that presentation”</p> <p>3. “Very good, you did a great job”</p>

				<p>me/excellent) job on that (presentation/project/assignment/test).</p> <ul style="list-style-type: none"> <li>• You look + (adjective).</li> <li>• Where did you get your..?</li> <li>• Great + (noun)!</li> <li>• Nice + (noun)!</li> <li>• You have a great + (characteristic).</li> <li>• You have great + (non-count noun).</li> <li>• That + (noun) + books good on you.</li> </ul>	
--	--	--	--	--	--

#### 4. DECLARATIVE ACT

NO	TYPES	DEFINITION	VERB SYNONYM	STRUCTURE	EXAMPLE
1.	Declaring Act	Stating something steady or officially.	<ul style="list-style-type: none"> <li>• Expressing</li> <li>• Announcing</li> </ul>	<p>1. Declare + for can has meaning:</p> <ul style="list-style-type: none"> <li>• To tell that someone will involve in something</li> <li>• To state that someone supports others or something</li> </ul> <p>2. Declaration is also used to state something in formal way (officially).</p>	<p>1. "A girl who declared for NSS School is beautiful."</p> <p>2. "I declared for the development of this building."</p> <p>3. "I declare the war to be"</p>

					started.”
2.	Approving Act	Agreeing that something is appropriate or valid.	<ul style="list-style-type: none"> <li>• Agreeing</li> <li>• Accepting</li> <li>• Supporting</li> </ul>	<ol style="list-style-type: none"> <li>1. Approving can be used in several conditions: <ul style="list-style-type: none"> <li>• To show the approval or respect by using “approve”</li> <li>• To express the clear support of something using “endorse”</li> <li>• To show the approval of someone with authorization by using “sanction”</li> </ul> </li> </ol>	<ol style="list-style-type: none"> <li>1. “She approves the engagement of her daughter.”</li> <li>2. “Citizen endorse the red political party.”</li> <li>3. “The governor of Bali sanctioned the expanding of local business.”</li> </ol>
3.	Disapproving Act	Rejecting something as a result of believing something is not valid.	<ul style="list-style-type: none"> <li>• Criticizing</li> <li>• Dissatisfying</li> </ul>	<ol style="list-style-type: none"> <li>1. Transitively, it is used to reject or deny the approval</li> <li>2. Intransitively, it is</li> </ol>	<ol style="list-style-type: none"> <li>1. “I don’t agree with your idea.”</li> <li>2. “The idea is not relatable with the</li> </ol>
4.	Resigning Act	Performing an act of terminating or dismissing someone from a position.	<ul style="list-style-type: none"> <li>• Retiring</li> <li>• Stopping</li> <li>• Quitting</li> <li>• Dismissing</li> <li>• Ending</li> </ul>	<ol style="list-style-type: none"> <li>1. Transitively, it is used to terminate someone from a certain position.</li> <li>2. Intransitively, it is used to accept something which is inevitable.</li> </ol>	<ol style="list-style-type: none"> <li>1. “Mr. Nengah decided to suspend Mr. Wayan.”</li> <li>2. “He was resigned because of his bad attitude”.</li> </ol>

5.	Blessing Act	<p>The act to please the hearer in a state of God's grace.</p> <p>Blessing means ask for God's help and protection for someone or something, or to call or make someone or something in holly.</p>	<ul style="list-style-type: none"> <li>• Endowing</li> <li>• Bestowing</li> </ul>	<p>1. The expression of bless: "You're endowed with..." (be + V-ed + with)</p>	<ol style="list-style-type: none"> <li>1. "God bless us."</li> <li>2. "God bless you."</li> <li>3. "The priest bless their marriage."</li> </ol>
6.	Confirming Act	<p>To confirm is to approve with the additional preparatory condition that some declaration with the same prepositional content has been</p>	<ul style="list-style-type: none"> <li>• Affirming</li> <li>• Correcting</li> <li>• Strengthening</li> <li>• Convincing</li> <li>• Verifying</li> </ul>	<p>The expressions:</p> <ul style="list-style-type: none"> <li>• Let me see if I understood correctly.</li> <li>• Can I just check what I got from that?</li> <li>• I'd just like to confirm that I got that right.</li> <li>• My impression of what you said was... Is that what you</li> </ul>	<p>"Let me check your understanding about the story."</p>

		performed with in an institution by some speaker in a lesser position of authority than the speaker.		<p>meant?</p> <ul style="list-style-type: none"> <li>• So what you are saying is... does that sound right?</li> <li>• You mean that we should (do X action and Y action). Is that right?</li> <li>• Do I understand you to mean...</li> <li>• If I understand you correctly, you are saying...</li> <li>• Am I reading your suggestion right, when you said...?</li> <li>• You mean...?</li> <li>• I think you are saying...</li> <li>• In other words...</li> </ul>	
7.	Naming Act	Naming is to give designation to something or someone. Name by declare means that the things has the name as the speaker give it	<ul style="list-style-type: none"> <li>• Labeling</li> <li>• Entitle</li> <li>• Denominating</li> <li>• calling</li> </ul>	<ol style="list-style-type: none"> <li>1. usually gives identity to someone or something.</li> <li>2. The expression of naming: <ul style="list-style-type: none"> <li>• “I named....”</li> </ul> </li> </ol>	1. “I named the cat Aming”
8.	Cursing Act	Curse is the	<ul style="list-style-type: none"> <li>• To swear</li> <li>• To excommunicate</li> </ul>	<ul style="list-style-type: none"> <li>• Curse sometimes also uses taboo expressions.</li> </ul>	“Marlin’s



	opposite of blessing. It is the act of calling divine or supranatural power to send injury. Curse also can be defined as the act of saying magic words that are indented to bring bad luck to someone	<ul style="list-style-type: none"> <li>• To imprecate</li> <li>• To maledict</li> </ul>	<ul style="list-style-type: none"> <li>• The expression of curse</li> <li>• “I curse the day you born!”</li> <li>• “You’ll get what’s coming to you one of these das!”</li> </ul>	mother out a curse on him”
--	---	---	---	----------------------------

### 5. ASSERTIVE ACT

NO	TYPES	DEFINITION	VERB SYNONYM	STRUCTURE	EXAMPLE
1.	Describing Act	Describing is to represent or give an account of in words.	<ul style="list-style-type: none"> <li>• Relating</li> <li>• Illustrating</li> <li>• Discussing</li> <li>• Characterizing</li> <li>• defining</li> </ul>	<ol style="list-style-type: none"> <li>1. Using simple present tense. (S + V1)</li> <li>2. Using singular and plural verbs.</li> <li>3. Singular: He has a curly hair, or it has...</li> <li>4. Plural: She has two big brown</li> </ol>	1. “I have a cat, it is very cute, and it has long tail.”

				<p>eyes, or it has two years or etc.</p> <p>5. Use kinds of adjective such as skinny, diligent, ugly, clever, beautiful and handsome, clean dirty, etc.</p> <p>6. Use active verb such as has, wear.</p> <p>7. Use noun such as sunglasses, clothes, doctor, earrings, etc.</p>	
2.	Classifying Act	Classifying is to arrange in classes or to consider something or someone as belonging to a particular group.	<ul style="list-style-type: none"> <li>• Categorizing</li> <li>• Assorting</li> <li>• Grouping</li> <li>• Sorting</li> <li>• Distinguishing</li> <li>• Codifying</li> <li>• compartmenting</li> </ul>	<ul style="list-style-type: none"> <li>• S + Verb (Classify) + O + C</li> <li>• You will be classified into...</li> </ul>	<p>1. “There are some types of fruits namely...”</p> <p>2. The astronomer specialized in studying the magnitude of stars and classifying the brightness.</p>
3.	Stating Act	Stating is related to set something or to represent something.	<ul style="list-style-type: none"> <li>• Formulating</li> <li>• Phrasing</li> <li>• Wording</li> </ul>	<ul style="list-style-type: none"> <li>• Poss. Pronoun + To be/Verb + C</li> </ul>	<p>1. “The word “it” in line 4 refers to vegetables.”</p>
4.	Explaining Act	Explaining is to give an	<ul style="list-style-type: none"> <li>• Demonstrating</li> <li>• Demystifying</li> <li>• Simplifying</li> </ul>	<p>Common Expressions:</p> <ul style="list-style-type: none"> <li>• I will explain to you about...</li> </ul>	<p>1. “Reading is a good activity because it helps</p>

		understandable reason.	<ul style="list-style-type: none"> <li>• interpreting</li> </ul>	<ul style="list-style-type: none"> <li>• S + to be + O + C</li> </ul>	you to improve your vocabulary.”
5.	Clarifying Act	Clarifying is to make something less confusing or easy to understand.	<ul style="list-style-type: none"> <li>• elucidating</li> </ul>	<p>Common Expressions:</p> <ul style="list-style-type: none"> <li>• let me explain that in more detail...</li> <li>• let me put it in another way...</li> <li>• sorry let me explain...</li> <li>• in other words...</li> </ul>	1. “Duck, chicken, and bird belong to poultry”

### References

Brown, P. & Levinson, S.C. (1987). *Politeness: Some Universals in Language Usage*. Cambridge: Cambridge University Press.

Norrick, N. R. (1978). Expressive Illocutionary acts. *Journal of Pragmatics*, 277-291. Retrieved December 15, 2013, from <https://www.sciencedirect.com/science/article/abs/pii/037821667890005X>

Searle, J. R. & Vanderveken D. (1985). *Foundation of Illocutionary Logic*. Cambridge: Cambridge University Press.

Trosborg, A. (1995). *Interlanguage Pragmatics: Request, Complaints, and Apologies*. Berlin: Mouton de Gruyter.

**Appendix 16. Indicators of Communication Strategies (Adopted from Fearh & Kasper (1983), Dornyei, and Scott (1997), and Tarone's (1984) taxonomies)**

No	Types of Communication Strategies	Criteria	Examples
1	<b>Avoidance strategies</b>		
	a. Topic avoidance	The speaker avoids talking about the topic or a concept that he could not understand the meaning or the concept.	T: I lost my road S: you lost your road? T: Uh.. I lost..I lost.. I got lost
	b. Message abandonment	The speaker avoids error in communication because of the lack of proficiency by stopping in mid-utterances.	He can catch ... They help him when...
2	<b>Compensatory strategies</b>		
	<b>Intraactional strategies</b>		
	a. Word coinage	The speaker makes up a non-existing new word to communicate	Vegetarianist for vegetarian, fish zoo for aquarium or air ball for ballon.
	b. Use of non-linguistic means	The speaker replaces a word with non-verbal clues	The learner uses her hands and acts like flying which refers to 'bird'.

c. Code-Switching	The speaker switches the language to L1 without bothering to translate	It's absolutely right, kan?
d. Foreignzing	The speaker adjusts L1 to L2 phonologically and/ or morphologically	Komputerisasi
e. Self-repair	The speaker makes a self-correction of one's speech	He call em the police because he think someone..no..he thought..he thought someone is in the house.
f. Mumbling	The speaker mumbles with inaudible voice	Ma..ma..magazine
g. Use of all-purpose words	The speaker extends a general, empty item to the exact word	The overuse of the words thing, stuff, what-do-you-call-it, and what-is-it.
h. Approximation	The speaker substitutes the L2 item with the subject which shares the same meaning	Ship for sailboat or work table for workbench.
i. Circumlocution	The speaker describes the properties of the object instead of the exact target item	She has, uh, I don't know the name, it is the same species with monkey, but it is not a monkey.
j. Literal translation	The speaker translates word from L1	Who is your name? Let's go walking-

		to L2	walking.
	k. Use of filters/ hesitation devices	The speaker uses filling words to gain time to think	E.g. alright, ah, um, let's see, well.
	l. Self-repetition	To speaker repeats words or phrases of one's speech	I didn't catch the bus..the bus and..and...
	m. Other repetition	The speaker repeats something the interlocutor said to gain time	T: what did she do when she arrived at home? S: what did she do when she arrived at home? When she arrived at home..she....
	n. Omission	The speaker leaves a gap when not knowing a word or continue as if it was understandable	In small classes teacher em can... all of the students'.  In this example the speaker does not remember the word test so she left a gap and continued talking.
	<b>Interactional strategies</b>		
	a. Asking for repetition	The speaker asks for repetition when having comprehension difficulty	What? Can you repeat please?
	b. Appeal for help	The speaker requests direct or indirect	Directly (e.g. what do you call..?) or indirectly (e.g. rising intonation, pause, eye

		support from the interlocutor	contact, puzzled expression).
	c. Clarification request	The speaker requires more explanation to solve comprehension difficulty	I beg a pardon? Pardon me?
	d. Asking for confirmation	The speaker requests confirmation that something is understood correctly	S: in camping we...slept in a...umm tent? Right?  T: yes, tent.
	e. Comprehension check	The speaker asks questions to check interlocutor's understanding	Do get it?  Are you with me?  Clear?
	f. Expressing non-understanding	The speaker shows one's own inability to understand messages	<i>What? I don't understand that, I don't know, sorry?</i>  <i>Excuse me?</i> Or, using puzzled facial expressions frowned and used various types of mime and gestures.

## References

- Dornyei, Z., & Scott, M. L. (1997). Communication strategies in a second language: Definitions and taxonomies. *Language Learning*, 47(1), 173-209.
- Faerch and G. Kasper (Eds.), *Strategies in interlanguage communication* (pp. 20-60). London: Longman.
- Tarone, E. (1983). Some thoughts on the notion of 'communication strategy'. In C. Faerch & G. Kasper (Eds.), *Strategies in interlanguage communication* (pp. 61-74). London: Longman.

