

**Lampiran 01 Daftar Perusahaan Sub Sektor Oil, Gas, & Coal yang Terdaftar
di Bursa Efek Indonesia Tahun 2021-2022**

NO	KODE	NAMA PERUSAHAAN
1	ADRO	Adaro Energy Indonesia Tbk.
2	AIMS	Akbar Indo Makmur Stimec Tbk.
3	AKRA	AKR Corporindo Tbk.
4	BBRM	Pelayanan Nasional Bina Buana Raya Tbk.
5	BESS	Batulicin Nusantara Maritim Tbk.
6	BIPI	Astrindo Nusantara Infrastruktur Tbk.
7	BSML	Bintang Samudera Mandiri Lines Tbk.
8	BSSR	Baramulti Suksessarana Tbk.
9	BUMI	Bumi Resources Tbk.
10	BYAN	Bayan Resources Tbk.
11	DOID	Delta Dunia Makmur Tbk.
12	DSSA	Dian Swastatika Sentosa Tbk.
13	DWGL	Dwi Guna Laksana Tbk.
14	ELSA	Elnusa Tbk.
15	ENRG	Energi Mega Persada Tbk.
16	GEMS	Golden Energy Mines Tbk.
17	HRUM	Harum Energy Tbk.
18	INDY	Indika Energy Tbk.
19	ITMA	Sumber Energi Andalan Tbk.
20	ITMG	Indo Tambangraya Megah Tbk.
21	KKGI	Resource Alam Indonesia Tbk.
22	KOPI	Mitra Energi Persada Tbk.
23	MBAP	Mitrabara Adiperdana Tbk.
24	MBSS	Mitrabahtera Segara Sejati Tbk.
25	MCOL	Prima Andalan Mandiri Tbk.
26	MEDC	Medco Energi Internasional Tbk.
27	MITI	Mitra Investindo Tbk.
28	MYOH	Samindo Resources Tbk.
29	PGAS	Perusahaan Gas Negara Tbk.
30	PSSI	Pelita Samudera Shipping Tbk.
31	PTBA	Bukit Asam Tbk.
32	PTIS	Indo Straits Tbk.
33	PTRO	Petrosea Tbk.
34	RAJA	Rukun Raharja Tbk.
35	RMKE	RMK Energy Tbk.
36	RUIS	Radiant Utama Interinsco Tbk.
37	SGER	Sumber Global Energy Tbk.
38	SHIP	Sillo Maritime Perdana Tbk.

NO	KODE	NAMA PERUSAHAAN
39	SMMT	Golden Eagle Energy Tbk.
40	SOCI	Soechi Lines Tbk.
41	TCPI	Transcoal Pacific Tbk.
42	TEBE	Dana Brata Luhur Tbk.
43	TOBA	TBS Energi Utama Tbk.
44	TPMA	Trans Power Marine Tbk.
45	WINS	Wintermar Offshore Marine Tbk.



**Lampiran 02 Data Perhitungan *Return on Assets* pada Perusahaan Sub Sektor
Oil, Gas, & Coal yang Terdaftar di Bursa Efek Indonesia Tahun
2021-2022**

KODE	TAHUN	LABA BERSIH SETELAH PAJAK (Rp)	TOTAL ASET	ROA (%)
ADRO	2021	60,764,171,428,571	108,384,800,000,000	0.56
	2022	110,829,375,000,000	168,473,546,875,000	0.66
AIMS	2021	13,614,731,668	23,542,219,524	0.58
	2022	179,992,495,700	293,088,431,300	0.61
AKRA	2021	1,391,613,585,000	2,350,858,573,600	0.59
	2022	1,736,003,196,000	2,718,760,803,600	0.64
BBRM	2021	255,860,420,650	480,101,909,192	0.53
	2022	329,141,877,330	534,993,062,656	0.62
BESS	2021	427,465,300,664	667,408,015,354	0.64
	2022	395,937,986,073	772,666,449,902	0.51
BIPI	2021	8,320,395,251,277	13,602,632,687,423	0.61
	2022	11,413,660,746,590	17,780,366,593,780	0.64
BSML	2021	94,976,557,711	248,685,841,255	0.38
	2022	132,020,384,285	270,288,041,602	0.49
BSSR	2021	2,991,639,120,000	4,353,173,860,000	0.69
	2022	3,058,956,040,000	4,048,311,750,000	0.76
BUMI	2021	26,859,736,142,857	60,339,818,371,429	0.45
	2022	41,488,661,578,125	70,125,733,890,625	0.59
BYAN	2021	19,145,627,776,352	34,726,639,253,379	0.55
	2022	39,775,434,262,951	62,066,013,405,315	0.64
DOID	2021	13,579,185,714,286	23,370,832,957,143	0.58
	2022	16,662,296,562,500	24,548,240,734,375	0.68
DSSA	2021	19,153,930,571,429	43,001,038,514,286	0.45
	2022	59,421,080,350,000	107,186,331,966,667	0.55
DWGL	2021	890,237,970,000	1,245,705,842,000	0.71
	2022	970,015,700,000	1,412,234,992,000	0.69
ELSA	2021	4,487,400,000,000	7,234,857,000,000	0.62
	2022	4,358,065,000,000	8,836,089,000,000	0.49
ENRG	2021	6,883,173,253,880	15,182,823,445,599	0.45
	2022	9,230,199,282,937	18,788,011,648,248	0.49
GEMS	2021	7,796,091,001,286	11,841,550,307,099	0.66
	2022	12,584,461,242,138	17,752,937,169,811	0.71
HRUM	2021	7,047,555,942,857	12,495,108,314,286	0.56

KODE	TAHUN	LABA BERSIH SETELAH PAJAK (Rp)	TOTAL ASET	ROA (%)
	2022	14,362,560,100,000	21,313,430,933,333	0.67
INDY	2021	24,071,950,400,000	36,914,771,010,000	0.65
	2022	21,526,765,580,000	35,938,720,420,000	0.60
ITMA	2021	1,330,711,372,521	2,610,851,068,926	0.51
	2022	2,087,349,803,627	3,447,920,218,187	0.61
ITMG	2021	16,631,518,330,000	23,775,564,291,000	0.70
	2022	30,047,326,901,000	41,532,624,387,000	0.72
KKG I	2021	1,200,073,283,003	1,886,110,660,406	0.64
	2022	1,851,052,848,065	2,677,175,358,390	0.69
KOPI	2021	65,138,134,160	139,180,731,720	0.47
	2022	126,869,804,663	257,592,474,057	0.49
MBAP	2021	2,563,847,388,674	3,679,732,428,042	0.70
	2022	3,389,561,329,560	4,779,692,845,432	0.71
MBSS	2021	1,248,207,703,281	2,534,081,098,431	0.49
	2022	1,942,208,364,780	3,317,513,710,692	0.59
MCOL	2021	4,870,790,100,148	8,226,811,198,881	0.59
	2022	7,839,440,843,412	11,556,417,226,883	0.68
MEDC	2021	45,116,210,000,000	81,198,344,842,857	0.56
	2022	59,329,717,828,125	108,311,028,531,250	0.55
MITI	2021	41,623,088,063	78,091,681,970	0.53
	2022	242,253,275,632	475,033,060,324	0.51
MYOH	2021	1,483,862,052,992	2,341,157,606,128	0.63
	2022	1,388,794,688,976	2,642,660,560,120	0.53
PGAS	2021	48,632,157,296,850	107,173,729,882,638	0.45
	2022	52,893,866,735,070	113,182,342,376,842	0.47
PSSI	2021	1,270,200,924,104	2,300,678,624,350	0.55
	2022	1,670,688,973,179	2,821,424,805,757	0.59
PTBA	2021	21,909,113,000,000	36,123,703,000,000	0.61
	2022	28,867,582,000,000	45,359,207,000,000	0.64
PTIS	2021	221,791,421,600	526,804,226,480	0.42
	2022	393,020,723,700	650,826,053,874	0.60
PTRO	2021	3,690,641,940,086	7,599,657,631,954	0.49
	2022	4,802,264,150,943	9,377,672,955,975	0.51
RAJA	2021	1,462,896,120,920	3,504,268,802,888	0.42
	2022	1,859,651,648,630	4,097,997,469,325	0.45
RMKE	2021	859,284,358,040	1,400,383,315,761	0.61
	2022	1,158,973,208,569	1,676,835,378,416	0.69
RUIS	2021	611,574,622,090	1,296,770,655,592	0.47

KODE	TAHUN	LABA BERSIH SETELAH PAJAK (Rp)	TOTAL ASET	ROA (%)
	2022	622,110,349,420	1,267,549,300,138	0.49
SGER	2021	779,879,339,667	1,237,084,547,855	0.63
	2022	2,195,665,824,194	3,370,495,011,962	0.65
SHIP	2021	2,197,979,166,667	4,644,211,329,909	0.47
	2022	2,782,425,357,873	5,966,736,935,661	0.47
SMMT	2021	603,437,867,860	1,051,640,434,770	0.57
	2022	762,331,799,770	1,182,852,785,319	0.64
SOCI	2021	4,540,386,415,525	8,978,453,324,772	0.51
	2022	5,579,779,770,332	9,972,613,607,047	0.56
TCPI	2021	1,347,450,000,000	2,847,296,000,000	0.47
	2022	1,488,626,000,000	2,809,869,000,000	0.53
TEBE	2021	544,314,881,000	989,060,914,000	0.55
	2022	755,445,065,000	1,302,505,387,000	0.58
TOBA	2021	5,988,857,917,261	12,241,111,041,370	0.49
	2022	6,883,963,191,824	14,140,401,839,623	0.49
TPMA	2021	636,300,370,800	1,416,289,286,220	0.45
	2022	1,011,442,940,153	1,689,220,641,764	0.60
WINS	2021	2,128,221,226,563	2,797,886,989,527	0.76
	2022	2,519,369,504,004	2,980,159,134,169	0.85

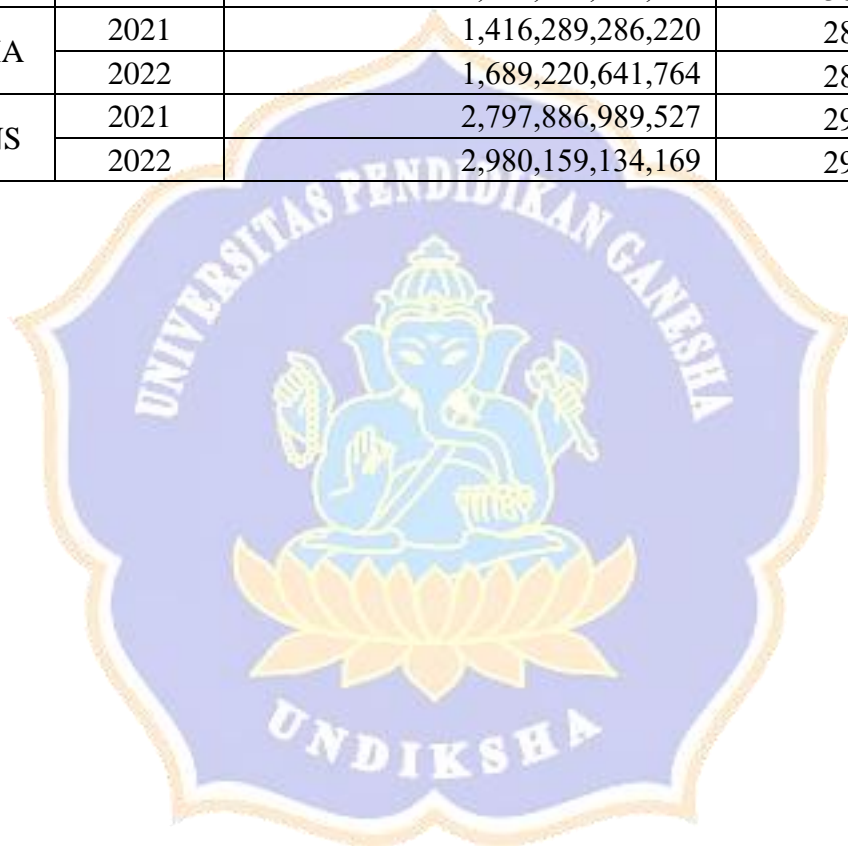


Lampiran 03 Data Perhitungan *Firm Size* pada Perusahaan Sub Sektor Oil, Gas, & Coal yang Terdaftar di Bursa Efek Indonesia Tahun 2021-2022

KODE	TAHUN	TOTAL ASET (Rp)	FIRM SIZE
ADRO	2021	108,384,800,000,000	32
	2022	168,473,546,875,000	33
AIMS	2021	23,542,219,524	24
	2022	293,088,431,300	26
AKRA	2021	2,350,858,573,600	28
	2022	2,718,760,803,600	29
BBRM	2021	480,101,909,192	27
	2022	534,993,062,656	27
BESS	2021	667,408,015,354	27
	2022	772,666,449,902	27
BIPI	2021	13,602,632,687,423	30
	2022	17,780,366,593,780	31
BSML	2021	248,685,841,255	26
	2022	270,288,041,602	26
BSSR	2021	4,353,173,860,000	29
	2022	4,048,311,750,000	29
BUMI	2021	60,339,818,371,429	32
	2022	70,125,733,890,625	32
BYAN	2021	34,726,639,253,379	31
	2022	62,066,013,405,315	32
DOID	2021	23,370,832,957,143	31
	2022	24,548,240,734,375	31
DSSA	2021	43,001,038,514,286	31
	2022	107,186,331,966,667	32
DWGL	2021	1,245,705,842,000	28
	2022	1,412,234,992,000	28
ELSA	2021	7,234,857,000,000	30
	2022	8,836,089,000,000	30
ENRG	2021	15,182,823,445,599	30
	2022	18,788,011,648,248	31
GEMS	2021	11,841,550,307,099	30
	2022	17,752,937,169,811	31
HRUM	2021	12,495,108,314,286	30
	2022	21,313,430,933,333	31
INDY	2021	36,914,771,010,000	31
	2022	35,938,720,420,000	31

KODE	TAHUN	TOTAL ASET (Rp)	FIRM SIZE
ITMA	2021	2,610,851,068,926	29
	2022	3,447,920,218,187	29
ITMG	2021	23,775,564,291,000	31
	2022	41,532,624,387,000	31
KKGI	2021	1,886,110,660,406	28
	2022	2,677,175,358,390	29
KOPI	2021	139,180,731,720	26
	2022	257,592,474,057	26
MBAP	2021	3,679,732,428,042	29
	2022	4,779,692,845,432	29
MBSS	2021	2,534,081,098,431	29
	2022	3,317,513,710,692	29
MCOL	2021	8,226,811,198,881	30
	2022	11,556,417,226,883	30
MEDC	2021	81,198,344,842,857	32
	2022	108,311,028,531,250	32
MITI	2021	78,091,681,970	25
	2022	475,033,060,324	27
MYOH	2021	2,341,157,606,128	28
	2022	2,642,660,560,120	29
PGAS	2021	107,173,729,882,638	32
	2022	113,182,342,376,842	32
PSSI	2021	2,300,678,624,350	28
	2022	2,821,424,805,757	29
PTBA	2021	36,123,703,000,000	31
	2022	45,359,207,000,000	31
PTIS	2021	526,804,226,480	27
	2022	650,826,053,874	27
PTRO	2021	7,599,657,631,954	30
	2022	9,377,672,955,975	30
RAJA	2021	3,504,268,802,888	29
	2022	4,097,997,469,325	29
RMKE	2021	1,400,383,315,761	28
	2022	1,676,835,378,416	28
RUIS	2021	1,296,770,655,592	28
	2022	1,267,549,300,138	28
SGER	2021	1,237,084,547,855	28
	2022	3,370,495,011,962	29
SHIP	2021	4,644,211,329,909	29
	2022	5,966,736,935,661	29

KODE	TAHUN	TOTAL ASET (Rp)	FIRM SIZE
SMMT	2021	1,051,640,434,770	28
	2022	1,182,852,785,319	28
SOCI	2021	8,978,453,324,772	30
	2022	9,972,613,607,047	30
TCPI	2021	2,847,296,000,000	29
	2022	2,809,869,000,000	29
TEBE	2021	989,060,914,000	28
	2022	1,302,505,387,000	28
TOBA	2021	12,241,111,041,370	30
	2022	14,140,401,839,623	30
TPMA	2021	1,416,289,286,220	28
	2022	1,689,220,641,764	28
WINS	2021	2,797,886,989,527	29
	2022	2,980,159,134,169	29



**Lampiran 04 Data Perhitungan *Total Assets Turn Over* pada Perusahaan Sub
Sektor Oil, Gas, & Coal yang Terdaftar di Bursa Efek Indonesia
Tahun 2021-2022**

KODE	TAHUN	PENJUALAN (Rp)	TOTAL ASET (Rp)	TATO (Kali)
ADRO	2021	57,038,828,571,429	108,384,800,000,000	0.53
	2022	126,599,984,375,000	168,473,546,875,000	0.75
AIMS	2021	36,507,204,242	23,542,219,524	1.55
	2022	325,446,736,240	293,088,431,300	1.11
AKRA	2021	2,670,706,890,000	2,350,858,573,600	1.14
	2022	4,553,998,660,400	2,718,760,803,600	1.68
BBRM	2021	264,716,631,945	480,101,909,192	0.55
	2022	304,090,421,432	534,993,062,656	0.57
BESS	2021	404,097,297,862	667,408,015,354	0.61
	2022	406,469,609,964	772,666,449,902	0.53
BIPI	2021	9,358,505,607,717	13,602,632,687,423	0.69
	2022	12,541,048,309,711	17,780,366,593,780	0.71
BSML	2021	161,158,765,960	248,685,841,255	0.65
	2022	346,765,538,330	270,288,041,602	1.28
BSSR	2021	6,913,725,850,000	4,353,173,860,000	1.59
	2022	10,290,158,640,000	4,048,311,750,000	2.54
BUMI	2021	27,260,185,357,143	60,339,818,371,429	0.45
	2022	44,219,998,859,375	70,125,733,890,625	0.63
BYAN	2021	40,698,326,152,632	34,726,639,253,379	1.17
	2022	73,992,678,279,778	62,066,013,405,315	1.19
DOID	2021	13,007,776,614,286	23,370,832,957,143	0.56
	2022	24,276,713,703,125	24,548,240,734,375	0.99
DSSA	2021	30,927,804,114,286	43,001,038,514,286	0.72
	2022	99,268,429,966,667	107,186,331,966,667	0.93
DWGL	2021	2,297,546,339,000	1,245,705,842,000	1.84
	2022	2,784,896,376,000	1,412,234,992,000	1.97
ELSA	2021	8,136,563,000,000	7,234,857,000,000	1.12
	2022	12,305,690,000,000	8,836,089,000,000	1.39
ENRG	2021	7,934,939,003,647	15,182,823,445,599	0.52
	2022	10,255,664,899,414	18,788,011,648,248	0.55
GEMS	2021	22,653,243,693,758	11,841,550,307,099	1.91
	2022	45,911,389,984,277	17,752,937,169,811	2.59
HRUM	2021	7,659,650,242,857	12,495,108,314,286	0.61
	2022	15,073,963,250,000	21,313,430,933,333	0.71
INDY	2021	30,691,611,190,000	36,914,771,010,000	0.83

KODE	TAHUN	PENJUALAN (Rp)	TOTAL ASET (Rp)	TATO (Kali)
	2022	43,349,107,250,000	35,938,720,420,000	1.21
ITMA	2021	2,917,411,202,000	2,610,851,068,926	1.12
	2022	4,691,501,749,900	3,447,920,218,187	1.36
ITMG	2021	29,634,044,697,000	23,775,564,291,000	1.25
	2022	57,137,037,030,000	41,532,624,387,000	1.38
KKGI	2021	1,885,646,418,166	1,886,110,660,406	1.00
	2022	4,010,893,475,073	2,677,175,358,390	1.50
KOPI	2021	188,475,526,582	139,180,731,720	1.35
	2022	184,206,031,069	257,592,474,057	0.72
MBAP	2021	4,423,897,319,028	3,679,732,428,042	1.20
	2022	7,009,159,137,568	4,779,692,845,432	1.47
MBSS	2021	1,047,148,830,243	2,534,081,098,431	0.41
	2022	1,389,528,710,692	3,317,513,710,692	0.42
MCOL	2021	9,892,430,084,905	8,226,811,198,881	1.20
	2022	16,749,179,127,394	11,556,417,226,883	1.45
MEDC	2021	27,887,236,757,143	81,198,344,842,857	0.34
	2022	43,941,056,281,250	108,311,028,531,250	0.41
MITI	2021	29,465,291,631	78,091,681,970	0.38
	2022	221,886,168,697	475,033,060,324	0.47
MYOH	2021	2,293,926,396,190	2,341,157,606,128	0.98
	2022	2,206,444,314,336	2,642,660,560,120	0.83
PGAS	2021	53,310,424,541,164	107,173,729,882,638	0.50
	2022	59,283,764,405,525	113,182,342,376,842	0.52
PSSI	2021	1,551,520,394,774	2,300,678,624,350	0.67
	2022	1,876,401,608,424	2,821,424,805,757	0.67
PTBA	2021	29,261,468,000,000	36,123,703,000,000	0.81
	2022	42,648,590,000,000	45,359,207,000,000	0.94
PTIS	2021	323,110,767,042	526,804,226,480	0.61
	2022	442,587,751,812	650,826,053,874	0.68
PTRO	2021	5,930,627,674,750	7,599,657,631,954	0.78
	2022	7,489,261,006,289	9,377,672,955,975	0.80
RAJA	2021	1,543,144,263,470	3,504,268,802,888	0.44
	2022	1,835,588,866,059	4,097,997,469,325	0.45
RMKE	2021	1,864,537,484,808	1,400,383,315,761	1.33
	2022	2,733,605,088,044	1,676,835,378,416	1.63
RUIS	2021	1,645,636,804,155	1,296,770,655,592	1.27
	2022	1,706,092,477,346	1,267,549,300,138	1.35
SGER	2021	2,924,499,699,655	1,237,084,547,855	2.36
	2022	8,548,875,185,271	3,370,495,011,962	2.54

KODE	TAHUN	PENJUALAN (Rp)	TOTAL ASET (Rp)	TATO (Kali)
SHIP	2021	2,731,363,413,242	4,644,211,329,909	0.59
	2022	5,264,401,006,764	5,966,736,935,661	0.88
SMMT	2021	508,273,589,516	1,051,640,434,770	0.48
	2022	1,049,271,370,556	1,182,852,785,319	0.89
SOCI	2021	4,691,226,127,283	8,978,453,324,772	0.52
	2022	8,558,774,846,626	9,972,613,607,047	0.86
TCPI	2021	1,670,829,000,000	2,847,296,000,000	0.59
	2022	1,758,131,000,000	2,809,869,000,000	0.63
TEBE	2021	448,008,428,000	989,060,914,000	0.45
	2022	781,793,751,000	1,302,505,387,000	0.60
TOBA	2021	6,600,090,057,061	12,241,111,041,370	0.54
	2022	9,996,705,031,447	14,140,401,839,623	0.71
TPMA	2021	599,528,958,034	1,416,289,286,220	0.42
	2022	987,931,969,600	1,689,220,641,764	0.58
WINS	2021	6,029,098,912,702	2,797,886,989,527	2.15
	2022	9,595,976,655,288	2,980,159,134,169	3.22



**Lampiran 05 Data Perhitungan *Debt to Equity Ratio* pada Perusahaan Sub
Sektor Oil, Gas, & Coal yang Terdaftar di Bursa Efek Indonesia
Tahun 2021-2022**

KODE	TAHUN	TOTAL UTANG (Rp)	TOTAL MODAL (Rp)	DER (%)
ADRO	2021	44,694,585,714,286	63,690,214,285,714	0.70
	2022	66,483,890,625,000	101,989,656,250,000	0.65
AIMS	2021	8,151,909,969	15,390,309,555	0.53
	2022	13,728,608,618	15,580,234,512	0.88
AKRA	2021	12,209,620,623	11,298,965,113	1.08
	2022	14,032,797,261	13,154,810,775	1.07
BBRM	2021	36,444,251,020	115,659,398,990	0.32
	2022	132,062,797,905	404,503,358,555	0.33
BESS	2021	236,216,688,731	431,191,326,623	0.55
	2022	280,314,393,366	492,352,056,536	0.57
BIPI	2021	7,815,444,964,470	5,787,187,722,953	1.35
	2022	9,345,298,195,661	8,435,068,398,119	1.11
BSML	2021	134,128,325,905	94,557,515,350	1.42
	2022	161,690,006,969	108,598,034,633	1.49
BSSR	2021	1,827,046,930,000	2,526,126,930,000	0.72
	2022	1,843,534,010,000	2,204,777,740,000	0.84
BUMI	2021	5,110,494,271,429	9,234,952,671,429	0.55
	2022	26,086,542,296,875	44,039,191,593,750	0.59
BYAN	2021	8,144,828,202,773	26,581,811,050,606	0.31
	2022	30,678,097,810,458	31,387,915,594,857	0.98
DOID	2021	1,957,601,685,714	3,795,088,414,286	0.52
	2022	2,054,468,375,000	4,003,566,109,375	0.51
DSSA	2021	17,998,049,100,000	25,002,989,414,286	0.72
	2022	57,319,932,166,667	49,866,399,800,000	1.15
DWGL	2021	110,929,209,400	136,413,748,000	0.81
	2022	127,954,054,700	141,694,445,000	0.90
ELSA	2021	3,456,723,000,000	3,778,134,000,000	0.91
	2022	4,718,878,000,000	4,117,211,000,000	1.15
ENRG	2021	8,776,559,382,931	6,406,264,062,668	1.37
	2022	10,687,706,243,182	8,100,305,405,066	1.32
GEMS	2021	6,751,933,923,725	4,518,269,432,938	1.49
	2022	8,975,505,738,994	8,777,431,430,818	1.02
HRUM	2021	3,188,362,842,857	9,306,745,471,429	0.34
	2022	4,775,555,850,000	16,537,875,083,333	0.29
INDY	2021	2,877,634,360,000	8,837,136,650,000	0.33

KODE	TAHUN	TOTAL UTANG (Rp)	TOTAL MODAL (Rp)	DER (%)
	2022	12,536,980,790,000	13,401,739,630,000	0.94
ITMA	2021	1,579,937,878,800	2,457,813,190,126	0.64
	2022	1,882,303,753,776	3,296,026,464,411	0.57
ITMG	2021	6,630,518,920,000	17,145,045,371,000	0.39
	2022	10,852,769,707,000	30,679,854,680,000	0.35
KKG I	2021	474,610,830,736	1,411,499,829,671	0.34
	2022	743,219,684,126	1,933,955,674,264	0.38
KOPI	2021	49,549,776,710	89,630,955,010	0.55
	2022	62,933,439,050	97,878,113,374	0.64
MBAP	2021	824,365,716,284	2,855,366,711,758	0.29
	2022	877,549,115,512	3,902,143,729,920	0.22
MBSS	2021	127,419,400,856	2,412,367,831,669	0.05
	2022	155,428,349,057	2,926,236,305,031	0.05
MCOL	2021	2,481,868,840,618	5,744,942,358,263	0.43
	2022	2,641,793,822,430	8,914,623,404,453	0.30
MEDC	2021	6,363,639,528,571	17,561,949,442,857	0.36
	2022	8,100,603,921,875	27,304,989,453,125	0.30
MITI	2021	21,079,626,913	57,012,055,057	0.37
	2022	181,035,237,770	393,997,822,554	0.46
MYOH	2021	619,080,001,892	2,007,637,604,236	0.31
	2022	1,400,877,740,560	2,317,630,819,560	0.60
PGAS	2021	60,301,141,364,536	46,872,588,518,102	1.29
	2022	59,039,848,470,464	54,142,493,906,378	1.09
PSSI	2021	664,653,772,747	1,636,024,851,603	0.41
	2022	526,663,450,347	2,294,761,355,410	0.23
PTBA	2021	11,869,979,000,000	24,253,724,000,000	0.49
	2022	16,443,161,000,000	28,916,046,000,000	0.57
PTIS	2021	286,366,639,230	240,437,587,250	1.19
	2022	345,607,105,104	305,218,948,770	1.13
PTRO	2021	3,887,489,300,999	3,712,168,330,956	1.05
	2022	4,692,279,874,214	4,685,393,081,761	1.00
RAJA	2021	1,718,970,677,024	1,785,298,125,864	0.96
	2022	2,004,899,322,333	4,097,997,469,325	0.49
RMKE	2021	597,676,439,665	802,706,876,096	0.74
	2022	470,171,083,609	1,206,664,294,807	0.39
RUIS	2021	809,598,198,146	487,172,457,446	1.66
	2022	743,817,825,130	523,731,475,008	1.42
SGER	2021	802,902,534,546	434,182,013,309	1.85
	2022	1,235,836,213,045	1,012,132,881,917	1.22

KODE	TAHUN	TOTAL UTANG (Rp)	TOTAL MODAL (Rp)	DER (%)
SHIP	2021	2,491,568,892,694	2,152,642,437,215	1.16
	2022	3,257,918,231,870	2,708,818,703,791	1.20
SMMT	2021	233,792,510,550	871,847,583,715	0.27
	2022	1,165,956,607,186	1,016,896,178,133	1.15
SOCI	2021	3,735,194,720,320	5,243,258,604,452	0.71
	2022	4,088,255,057,417	5,884,372,707,252	0.69
TCPI	2021	1,307,023,000,000	1,540,273,000,000	0.85
	2022	1,161,845,000,000	1,648,024,000,000	0.70
TEBE	2021	175,196,520,000	813,864,394,000	0.22
	2022	248,193,270,000	1,054,312,117,000	0.24
TOBA	2021	7,187,968,002,853	5,053,143,038,516	1.42
	2022	7,478,290,314,465	6,662,111,525,157	1.12
TPMA	2021	316,641,395,609	1,099,647,890,611	0.29
	2022	291,824,837,140	1,397,395,788,893	0.21
WINS	2021	600,951,670,900	2,196,935,318,627	0.27
	2022	532,292,611,178	2,447,866,522,991	0.22



**Lampiran 06 Data Hasil Analisis Perusahaan Sub Sektor Oil, Gas, & Coal
yang Terdaftar di Bursa Efek Indonesia Tahun 2021-2022**

KODE	TAHUN	FIRM SIZE	TATO (Kali)	DER (%)	ROA (%)
ADRO	2021	32	0.53	0.70	0.56
	2022	33	0.75	0.65	0.66
AIMS	2021	24	1.55	0.53	0.58
	2022	26	1.11	0.88	0.61
AKRA	2021	28	1.14	1.08	0.59
	2022	29	1.68	1.07	0.64
BBRM	2021	27	0.55	0.32	0.53
	2022	27	0.57	0.33	0.62
BESS	2021	27	0.61	0.55	0.64
	2022	27	0.53	0.57	0.51
BIPI	2021	30	0.69	1.35	0.61
	2022	31	0.71	1.11	0.64
BSML	2021	26	0.65	1.42	0.38
	2022	26	1.28	1.49	0.49
BSSR	2021	29	1.59	0.72	0.69
	2022	29	2.54	0.84	0.76
BUMI	2021	32	0.45	0.55	0.45
	2022	32	0.63	0.59	0.59
BYAN	2021	31	1.17	0.31	0.55
	2022	32	1.19	0.98	0.64
DOID	2021	31	0.56	0.52	0.58
	2022	31	0.99	0.51	0.68
DSSA	2021	31	0.72	0.72	0.45
	2022	32	0.93	1.15	0.55
DWGL	2021	28	1.84	0.81	0.71
	2022	28	1.97	0.90	0.69
ELSA	2021	30	1.12	0.91	0.62
	2022	30	1.39	1.15	0.49
ENRG	2021	30	0.52	1.37	0.45
	2022	31	0.55	1.32	0.49
GEMS	2021	30	1.91	1.49	0.66
	2022	31	2.59	1.02	0.71
HRUM	2021	30	0.61	0.34	0.56
	2022	31	0.71	0.29	0.67
INDY	2021	31	0.83	0.33	0.65
	2022	31	1.21	0.94	0.60
ITMA	2021	29	1.12	0.64	0.51

KODE	TAHUN	FIRM SIZE	TATO (Kali)	DER (%)	ROA (%)
ITMG	2022	29	1.36	0.57	0.61
	2021	31	1.25	0.39	0.70
	2022	31	1.38	0.35	0.72
KKGI	2021	28	1.00	0.34	0.64
	2022	29	1.50	0.38	0.69
KOPI	2021	26	1.35	0.55	0.47
	2022	26	0.72	0.64	0.49
MBAP	2021	29	1.20	0.29	0.70
	2022	29	1.47	0.22	0.71
MBSS	2021	29	0.41	0.05	0.49
	2022	29	0.42	0.05	0.59
MCOL	2021	30	1.20	0.43	0.59
	2022	30	1.45	0.30	0.68
MEDC	2021	32	0.34	0.36	0.56
	2022	32	0.41	0.30	0.55
MITI	2021	25	0.38	0.37	0.53
	2022	27	0.47	0.46	0.51
MYOH	2021	28	0.98	0.31	0.63
	2022	29	0.83	0.60	0.53
PGAS	2021	32	0.50	1.29	0.45
	2022	32	0.52	1.09	0.47
PSSI	2021	28	0.67	0.41	0.55
	2022	29	0.67	0.23	0.59
PTBA	2021	31	0.81	0.49	0.61
	2022	31	0.94	0.57	0.64
PTIS	2021	27	0.61	1.19	0.42
	2022	27	0.68	1.13	0.60
PTRO	2021	30	0.78	1.05	0.49
	2022	30	0.80	1.00	0.51
RAJA	2021	29	0.44	0.96	0.42
	2022	29	0.45	0.49	0.45
RMKE	2021	28	1.33	0.74	0.61
	2022	28	1.63	0.39	0.69
RUIS	2021	28	1.27	1.66	0.47
	2022	28	1.35	1.42	0.49
SGER	2021	28	2.36	1.85	0.63
	2022	29	2.54	1.22	0.65
SHIP	2021	29	0.59	1.16	0.47
	2022	29	0.88	1.20	0.47
SMMT	2021	28	0.48	0.27	0.57

KODE	TAHUN	FIRM SIZE	TATO (Kali)	DER (%)	ROA (%)
	2022	28	0.89	1.15	0.64
SOCI	2021	30	0.52	0.71	0.51
	2022	30	0.86	0.69	0.56
TCPI	2021	29	0.59	0.85	0.47
	2022	29	0.63	0.70	0.53
TEBE	2021	28	0.45	0.22	0.55
	2022	28	0.60	0.24	0.58
TOBA	2021	30	0.54	1.42	0.49
	2022	30	0.71	1.12	0.49
TPMA	2021	28	0.42	0.29	0.45
	2022	28	0.58	0.21	0.60
WINS	2021	29	2.15	0.27	0.76
	2022	29	3.22	0.22	0.85



Lampiran 07 Deskripsi Data

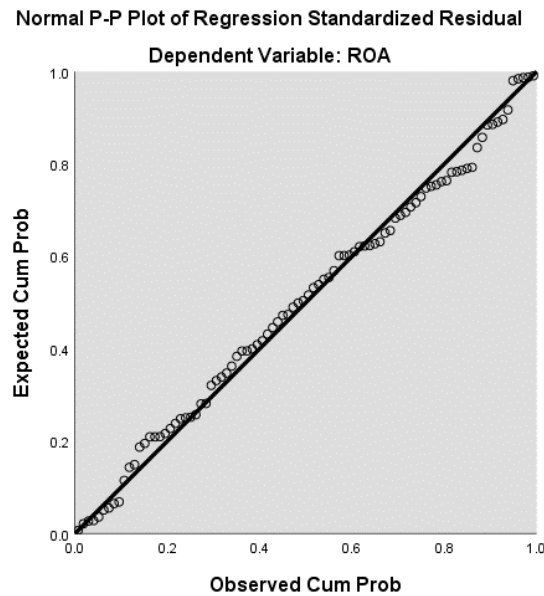
Descriptive Statistics

	N	Minimum	Maximum	Mean	Std. Deviation
Firm Size	90	24	33	29.20	1.819
TATO	90	.34	3.22	1.0008	.58312
DER	90	.05	1.85	.7257	.41601
ROA	90	.38	.85	.5770	.09201
Valid N (listwise)	90				



Lampiran 08 Hasil Uji Asumsi Klasik

(1) Uji Normalitas



		Unstandardized Residual
N		90
Normal Parameters ^{a,b}	Mean	.0000000
	Std. Deviation	.04752353
Most Extreme Differences	Absolute	.093
	Positive	.093
	Negative	-.082
Test Statistic		.070
Asymp. Sig. (2-tailed)		.200c,d

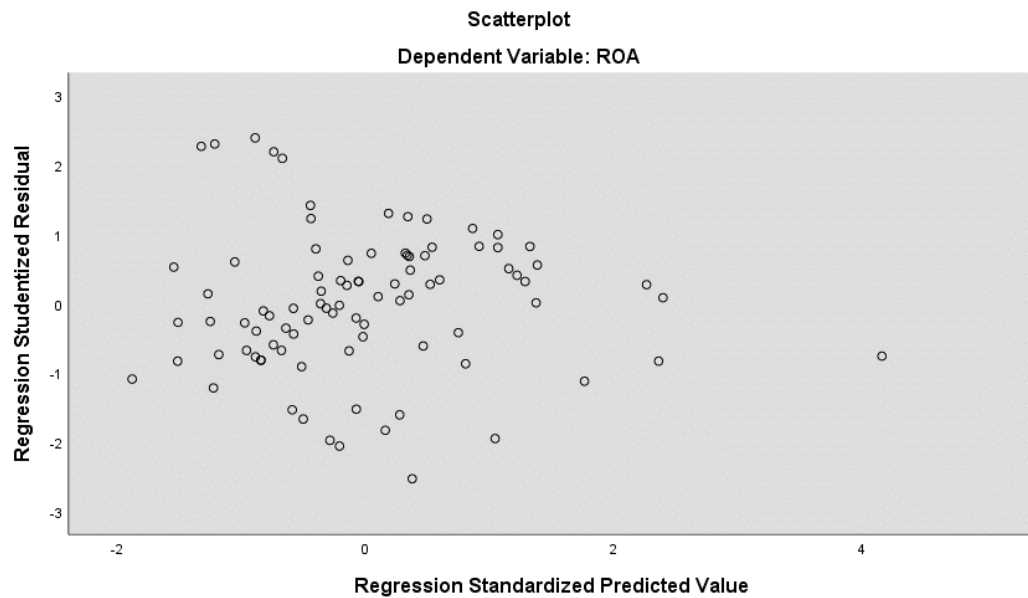
(2) Uji Multikolinieritas

Coefficients^a

Model	Unstandardized Coefficients		Standardized Coefficients	t	Sig.	Collinearity Statistics	
	B	Std. Error				Beta	Tolerance
1 (Constant)	.253	.095		2.648	.010		
Firm Size	.009	.003	.188	2.958	.004	.991	1.009
TATO	.118	.010	.749	11.642	.000	.965	1.036
DER	-.098	.014	-.444	-6.922	.000	.972	1.029

a. Dependent Variable: ROA

(3) Uji Heteroskedastisitas

**Coefficients^a**

Model		Unstandardized Coefficients		Standardized Coefficients	t	Sig.
		B	Std. Error	Beta		
1	(Constant)	.068	.060		1.136	.259
	FS	-.001	.002	-.051	-.477	.635
	TATO	-.005	.006	-.080	-.731	.467
	DER	.009	.009	.106	.976	.332

a. Dependent Variable: Abs_Res

(4) Uji Autokorelasi

Model Summary^b

Model	R	R Square	Adjusted R Square	Std. Error of the Estimate	Durbin-Watson
1	.810 ^a	.657	.645	.05485	1.993

a. Predictors: (Constant), DER, Firm Size, TATO

b. Dependent Variable: ROA

Lampiran 09 Hasil Analisis Regresi Linier Berganda

(1) Hasil Uji F

ANOVA^a

Model		Sum of Squares	df	Mean Square	F	Sig.
1	Regression	.495	3	.165	54.816	.000 ^b
	Residual	.259	86	.003		
	Total	.753	89			

a. Dependent Variable: ROA

b. Predictors: (Constant), DER, Firm Size, TATO

(2) Hasil Uji t

Coefficients^a

Model	Unstandardized Coefficients		Standardized Coefficients	t	Sig.
	B	Std. Error	Beta		
1 (Constant)	.253	.095		2.648	.010
Firm Size	.009	.003	.188	2.958	.004
TATO	.118	.010	.749	11.642	.000
DER	-.098	.014	-.444	-6.922	.000

a. Dependent Variable: ROA

RIWAYAT HIDUP



Made Darmi Asih lahir di Penglatan pada tanggal 02 Oktober 2001. Penulis lahir dari pasangan Bapak Putu Arta Dana dan Ibu Nyoman Wangi. Penulis berkebangsaan Indonesia dan beragama Hindu. Penulis beralamat di Dusun Kajanan, Desa Penglatan, Kecamatan Buleleng, Kabupaten Buleleng, Provinsi Bali. Penulis menyelesaikan pendidikan dasar di SD Negeri 1 Penglatan dan lulus pada tahun 2014. Kemudian penulis melanjutkan di SMP Negeri 5 Singaraja dan lulus pada tahun 2017. Pada tahun 2020, penulis lulus dari SMK Negeri 1 Singaraja dengan jurusan Akuntansi dan Bisnis, serta melanjutkan ke S1 Manajemen di Universitas Pendidikan Ganesha. Pada semester akhir ini di tahun 2024, penulis telah menyelesaikan skripsi yang berjudul “Pengaruh *Firm Size*, *Total Assets Turn Over*, dan *Debt to Equity Ratio* Terhadap *Return on Assets* Pada Perusahaan Sub Sektor Oil, Gas, & Coal yang Terdaftar di Bursa Efek Indonesia”.



SURAT PERNYATAAN

Dengan ini saya menyatakan bahwa karya tulis yang berjudul “Pengaruh *Firm Size*, *Total Assets Turn Over*, dan *Debt to Equity Ratio* terhadap *Return on Assets* pada Perusahaan Sub Sektor Oil, Gas, & Coal yang terdaftar di Bursa Efek Indonesia” beserta seluruh isinya adalah benar-benar karya sendiri dan saya tidak melakukan penjiplakan dan pengutipan dengan cara-cara yang tidak sesuai dengan etika yang berlaku dalam masyarakat keilmuan. Atas pernyataan ini, saya siap menanggung risiko atau sanksi yang dijatuhkan kepada saya apabila kemudian hari ditemukan adanya pelanggaran atas etika keilmuan dalam karya saya ini atau klaim terhadap keaslian karya ini.

Singaraja, 22 Maret 2024

Yang membuat pernyataan,

Made Darmi Asih
NIM. 2017041007

