

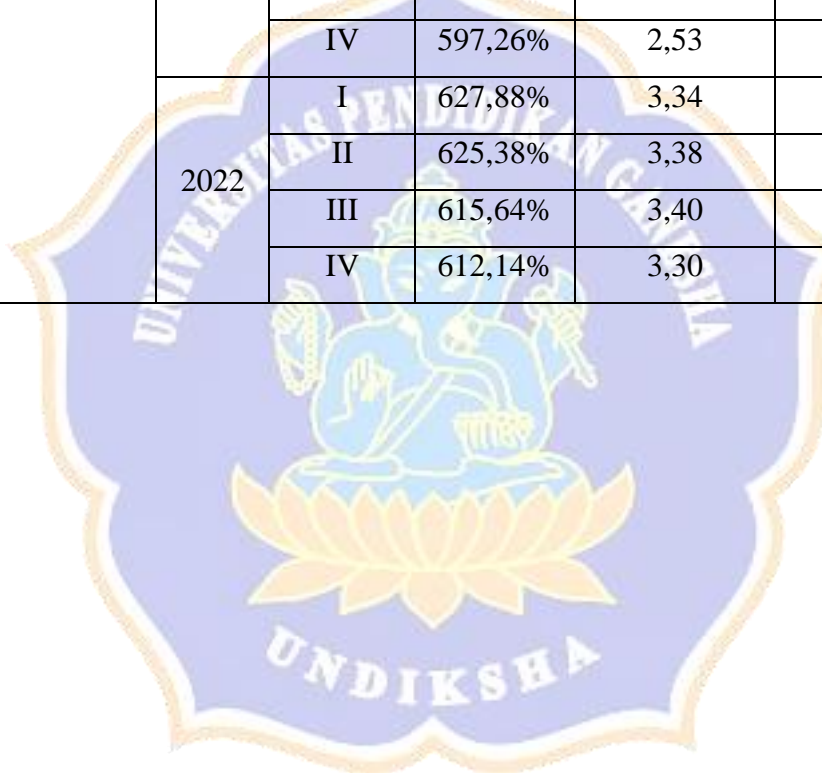
LAMPIRAN

Lampiran 01. Data Struktur Modal (DER), Profitabilitas (ROA), dan Nilai Perusahaan (PBV) pada Perusahaan Sub Sektor Perbankan, yaitu Bank BUMN yang terdaftar di Bursa Efek Indonesia.

| No | Kode Perusahaan | Tahun | Triwulan | Struktur Modal (DER) | Profitabilitas (ROA) | Nilai Perusahaan (PBV) |
|----|-----------------|-------|----------|----------------------|----------------------|------------------------|
| 1. | BBRI | 2019 | I | 556,64% | 3,35 | 2,61 |
| | | | II | 575,01% | 3,31 | 2,82 |
| | | | III | 554,34% | 3,42 | 2,55 |
| | | | IV | 578,58% | 3,50 | 2,60 |
| | | 2020 | I | 656,51% | 3,19 | 2,07 |
| | | | II | 638,82% | 2,41 | 1,99 |
| | | | III | 643,75% | 2,07 | 1,93 |
| | | | IV | 601,65% | 1,98 | 2,24 |
| | | 2021 | I | 624,49% | 2,65 | 2,72 |
| | | | II | 624,72% | 2,38 | 2,37 |
| | | | III | 477,91% | 2,52 | 2,08 |
| | | | IV | 475,11% | 2,72 | 2,13 |
| | | 2022 | I | 497,96% | 3,56 | 2,56 |
| | | | II | 477,38% | 3,82 | 2,20 |
| | | | III | 460,91% | 3,97 | 2,27 |
| | | | IV | 514,92% | 3,76 | 2,47 |
| 2. | BBNI | 2019 | I | 560,01% | 2,68 | 1,60 |
| | | | II | 599,86% | 2,44 | 1,47 |
| | | | III | 550,12% | 2,51 | 1,13 |
| | | | IV | 550,77% | 2,42 | 1,17 |
| | | 2020 | I | 660,79% | 2,63 | 0,65 |
| | | | II | 655,91% | 1,38 | 0,76 |
| | | | III | 684,01% | 0,88 | 0,73 |
| | | | IV | 661,13% | 0,54 | 1,02 |

| No | Kode Perusahaan | Tahun | Triwulan | Struktur Modal (DER) | Profitabilitas (ROA) | Nilai Perusahaan (PBV) |
|----|-----------------|-------|----------|----------------------|----------------------|------------------------|
| | | 2021 | I | 632,52% | 1,46 | 0,91 |
| | | | II | 630,11% | 1,48 | 0,73 |
| | | | III | 651,99% | 1,51 | 0,82 |
| | | | IV | 662,60% | 1,43 | 0,99 |
| | | 2022 | I | 625,05% | 2,29 | 1,20 |
| | | | II | 625,33% | 2,44 | 1,12 |
| | | | III | 604,18% | 2,48 | 1,25 |
| | | | IV | 634,56% | 2,46 | 1,23 |
| 3. | BBTN | 2019 | I | 1053,52% | 1,24 | 1,57 |
| | | | II | 1086,85% | 1,12 | 1,06 |
| | | | III | 1125,98% | 0,44 | 0,86 |
| | | | IV | 1130,43% | 0,13 | 0,94 |
| | | 2020 | I | 1663,28% | 0,76 | 0,54 |
| | | | II | 1639,49% | 0,63 | 0,77 |
| | | | III | 1820,34% | 0,59 | 0,72 |
| | | | IV | 1607,86% | 0,69 | 0,91 |
| | | 2021 | I | 1753,41% | 0,94 | 0,95 |
| | | | II | 1702,37% | 0,68 | 0,73 |
| | | | III | 1582,05% | 0,74 | 0,73 |
| | | | IV | 1530,80% | 0,81 | 0,86 |
| | | 2022 | I | 1513,95% | 1,07 | 0,82 |
| | | | II | 1611,22% | 1,03 | 0,71 |
| | | | III | 1598,82% | 1,03 | 0,70 |
| | | | IV | 1356,18% | 1,02 | 0,73 |
| 4. | BMRI | 2019 | I | 484,89% | 3,42 | 1,96 |
| | | | II | 512,73% | 3,08 | 1,97 |
| | | | III | 496,79% | 3,01 | 1,62 |
| | | | IV | 490,71% | 3,03 | 1,71 |

| No | Kode Perusahaan | Tahun | Triwulan | Struktur Modal (DER) | Profitabilitas (ROA) | Nilai Perusahaan (PBV) |
|----|-----------------|-------|----------|----------------------|----------------------|------------------------|
| | | 2020 | I | 597,51% | 3,55 | 1,23 |
| | | | II | 596,79% | 2,23 | 1,26 |
| | | | III | 599,19% | 1,95 | 1,22 |
| | | | IV | 579,83% | 1,64 | 1,44 |
| | | 2021 | I | 625,36% | 2,22 | 1,45 |
| | | | II | 590,16% | 2,43 | 1,34 |
| | | | III | 590,53% | 2,42 | 1,35 |
| | | | IV | 597,26% | 2,53 | 1,48 |
| | | 2022 | I | 627,88% | 3,34 | 1,73 |
| | | | II | 625,38% | 3,38 | 1,67 |
| | | | III | 615,64% | 3,40 | 1,90 |
| | | | IV | 612,14% | 3,30 | 1,84 |



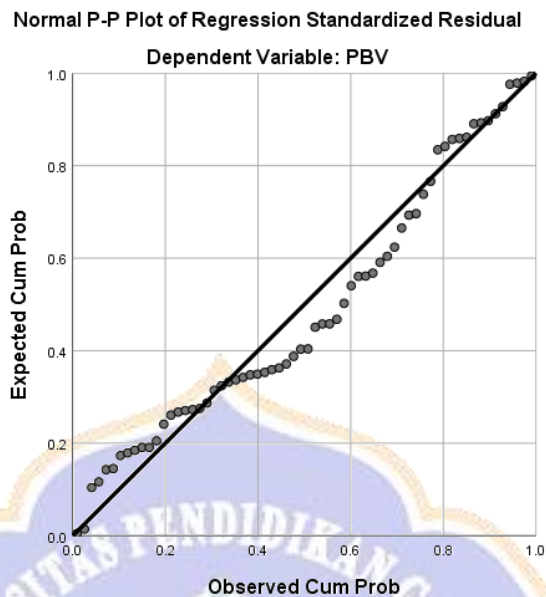
Lampiran 02. Deskripsi Data

| Descriptive Statistics | | | | | |
|-------------------------------|----|---------|---------|----------|----------------|
| | N | Minimum | Maximum | Mean | Std. Deviation |
| Struktur Modal (DER) | 64 | 460.91 | 1820.34 | 811.9841 | 414.45498 |
| Profitabilitas (ROA) | 64 | .13 | 3.97 | 2.1483 | 1.04687 |
| Nilai Perusahaan (PBV) | 64 | .54 | 2.82 | 1.4556 | .63783 |
| Valid N (listwise) | 64 | | | | |



Lampiran 03. Hasil Output SPSS 26 Uji Asumsi Klasik

1. Uji Normalitas Data

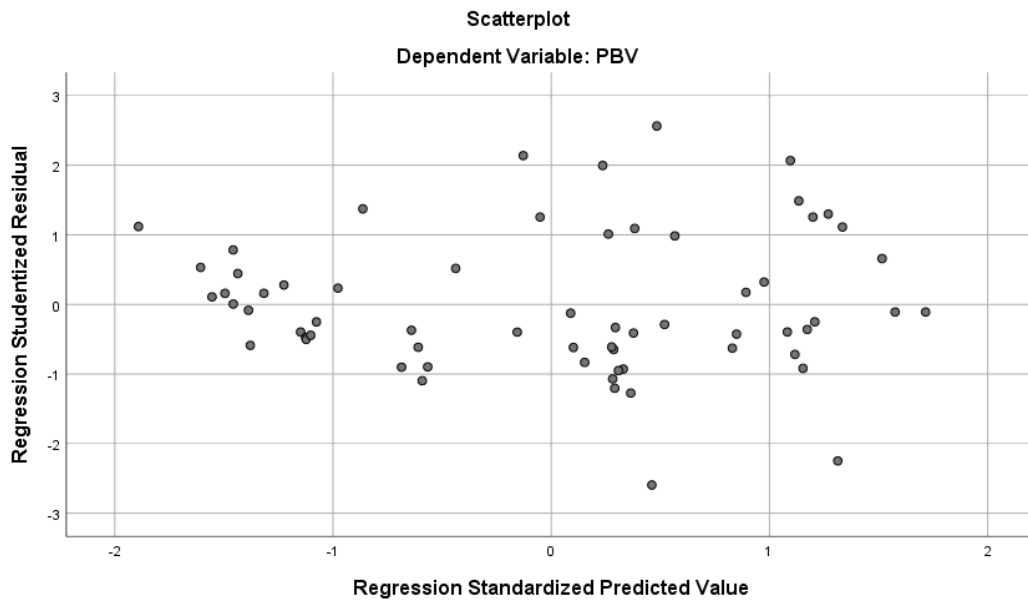


| <i>One-Sample Kolmogorov-Smirnov</i> | | | |
|--------------------------------------|----------------|--|-------------------------|
| | | | Unstandardized Residual |
| N | | | 64 |
| Normal Parameter ^{a,b} | Mean | | .0000000 |
| | Std. Deviation | | .39657716 |
| Most Extreme Differences | Absolute | | .113 |
| | Positive | | .113 |
| | Negative | | -.076 |
| Test Statistic | | | .0113 |
| Asymp.Sig. (2-tailed) | | | 0.40 ^c |

2. Uji Multikolonieritas

| Coefficients^a | | | | |
|---------------------------------|----------------|------------------------|-------|-------------------------|
| | | Collinearity Statistic | | |
| Model | | Tolerance | VIF | Keterangan |
| 1 | (Constant) | | | |
| | Struktur Modal | .429 | 2.332 | Bebas Multikolonieritas |
| | Profitabilitas | .429 | 2.332 | Bebas Multikolonieritas |

3. Uji Heterokodestisitas



| Coefficients^a | | | | | | |
|---------------------------------|----------------|-----------------------------|------------|---------------------------|--------|------|
| Model | | Unstandardized Coefficients | | Standardized Coefficients | | |
| | | B | Std. Error | Beta | t | Sig. |
| 1 | (Constant) | .481 | .170 | | 2.830 | .006 |
| | Struktur Modal | .000 | .000 | -.360 | -1.972 | .053 |
| | Profitabilitas | .000 | .043 | .001 | .008 | .994 |

4. Uji Autokorelasi

| Model Summary^b | | | | | | | | | | |
|-------------------------------------|------|----------|-------------------|----------------------------|-------------------|----------|------|------|---------------|---------------|
| Model | R | R Square | Adjusted R Square | Std. Error of the Estimate | Change Statistics | | | | | Durbin-Watson |
| | | | | | R Square Change | F Change | df 1 | df 2 | Sig. F Change | |
| 1 | .783 | .613 | .601 | .40303 | .613 | 48.395 | 2 | 61 | .000 | .599 |
| a. Predictors: (Constant), ROA, DER | | | | | | | | | | |
| b. Dependent Variable: PBV | | | | | | | | | | |

Lampiran 04. Hasil Output SPSS 26 Uji Regresi Linier Berganda

| Model Summary ^b | | | | | | | | | | |
|-------------------------------------|------|----------|-------------------|----------------------------|-------------------|----------|-----|-----|---------------|---------------|
| Model | R | R Square | Adjusted R Square | Std. Error of the Estimate | Change Statistics | | | | | Durbin-Watson |
| | | | | | R Square Change | F Change | df1 | df2 | Sig. F Change | |
| 1 | .783 | .613 | .601 | .40303 | .613 | 48.395 | 2 | 61 | .000 | .599 |
| a. Predictors: (Constant), ROA, DER | | | | | | | | | | |
| b. Dependent Variable: PBV | | | | | | | | | | |

| Coefficients ^a | | | | | | | | | |
|----------------------------|------------|-----------------------------|------------|---------------------------|-------|------|--------------|---------|-------|
| Model | | Unstandardized Coefficients | | Standardized Coefficients | t | Sig. | Correlations | | |
| | | B | Std. Error | Beta | | | Zero-order | Partial | Part |
| 1 | (Constant) | .520 | .296 | | 1.760 | .083 | | | |
| | DER | -.001 | .000 | -.040 | -.328 | .744 | -.609 | -.042 | -.026 |
| | ROA | .459 | .074 | .753 | 6.191 | .000 | .783 | .621 | .493 |
| a. Dependent Variable: PBV | | | | | | | | | |

RIWAYAT HIDUP



Putu Vira Pramesti lahir di Klungkung pada tanggal 27 Desember 2001. Penulis merupakan anak pertama yang terlahir dari pasangan suami istri yaitu I Ketut Rai Sunaka dengan Ni Wayan Suarmikayani. Penulis berkebangsaan Indonesia dan beragama Hindu. Alamat penulis saat ini berlokasi di Jalan Wibisana No. 25E, Banjar Jawa, Kecamatan Buleleng, Kabupaten Buleleng, Provinsi Bali.

Penulis menyelesaikan sekolah dasar di SD Negeri 1 Semarapura Tengah dan lulus pada tahun 2014. Kemudian penulis melanjutkan pendidikan ke jenjang sekolah menengah pertama di SMP Negeri 2 Semarapura dan lulus pada tahun 2017. Selanjutnya, penulis melanjutkan pendidikan ke jenjang sekolah menengah atas di SMA Negeri 1 Semarapura dan lulus pada tahun 2020 dan melanjutkan pendidikannya ke Universitas Pendidikan Ganesha dengan mengambil jurusan Manajemen Fakultas Ekonomi. Pada semester akhir penulis menyelesaikan Skripsi dengan judul **“Pengaruh Struktur Modal dan Profitabilitas terhadap Nilai Perusahaan (Studi pada Bank BUMN yang terdaftar di Bursa Efek Indonesia Periode 2019 – 2022)”**.