

LAMPIRAN-LAMPIRAN



Lampiran. 1 Daftar Perusahaan yang Termasuk dalam Papan Utama Sektor Property dan Real estate yang Terdaftar di BEI tahun 2020-2022

| No | Kode Perusahaan | Nama Perusahaan |
|----|-----------------|---------------------------------------|
| 1 | ADCP | PT Adhi Commuter Properti Tbk |
| 2 | TARA | PT Agung Semesta Sejahtera Tbk |
| 3 | APLN | PT Agung Podomoro Land Tbk |
| 4 | ASRI | PT Alam Sutera Realty Tbk |
| 5 | BAPA | PT Bekasi Asri Pemula Tbk |
| 6 | BEFA | PT Bekasi Fajar Industrial Estate Tbk |
| 7 | PAMG | PT Bima Sakti Pertiwi Tbk |
| 8 | BKSL | PT Sentul City Tbk |
| 9 | BSDE | PT Bumi Serpong Damai Tbk |
| 10 | CTRA | PT Ciputra Development Tbk |
| 11 | NIRO | PT City Retail Developments Tbk |
| 12 | KOTA | PT DMS Propertindo Tbk |
| 13 | MTLA | PT Metropolitan Land Tbk |
| 14 | GWSA | PT Greenwood Sejahtera Tbk |
| 15 | DILD | PT Intiland Development Tbk |
| 16 | KIJA | PT Kawasan Industri Jababeka Tbk |
| 17 | JRPT | PT Jaya Real Property Tbk |
| 18 | LPCK | PT Lippo Cikarang Tbk. |
| 19 | LPKR | PT Lippo Karawaci Tbk |
| 20 | DART | PT Duta Anggada Realty Tbk |
| 21 | MDLN | PT Modernland Realty Tbk |
| 22 | NCD | PT Natura City Developments Tbk |
| 23 | NZIA | PT Nusantara Almazia Tbk |
| 24 | PWON | PT Pakuwon Jati Tbk |
| 25 | PLIN | PT Plaza Indonesia Realty Tbk |
| 26 | PPRO | PT PP Properti Tbk |
| 27 | PUDP | PT Pudjadi Prestige Tbk |
| 28 | DMAS | PT Puradelta Lestari Tbk |
| 29 | RBMS | PT Ristia Bintang Mahkotasejati Tbk |
| 30 | RDTX | PT Roda Vivatex Tbk |
| 31 | SMRA | PT Summarecon Agung Tbk |
| 32 | GPRA | PT Perdana Gapuraprima Tbk |
| 33 | WINR | PT Winner Nusantara Jaya Tbk |
| 34 | BSBK | PT Wulandari Bangun Laksana Tbk |
| 35 | GAMA | PT Aksara Global Development Tbk |

Lampiran. 2 Daftar Sampel Perusahaan Perusahaan yang Termasuk dalam Papan Utama Sektor *Property* dan *Real estate* yang Terdaftar di BEI tahun 2020-2022


| No | Kode Perusahaan | Nama Perusahaan |
|----|-----------------|---------------------------------------|
| 1 | ADCP | PT Adhi Commuter Properti Tbk |
| 2 | TARA | PT Agung Semesta Sejahtera Tbk |
| 3 | APLN | PT Agung Podomoro Land Tbk |
| 4 | ASRI | PT Alam Sutera Realty Tbk |
| 5 | BAPA | PT Bekasi Asri Pemula Tbk |
| 6 | BEFA | PT Bekasi Fajar Industrial Estate Tbk |
| 7 | PAMG | PT Bima Sakti Pertiwi Tbk |
| 8 | BKSL | PT Sentul City Tbk |
| 9 | BSDE | PT Bumi Serpong Damai Tbk |
| 10 | CTRA | PT Ciputra Development Tbk |
| 11 | NIRO | PT City Retail Developments Tbk |
| 12 | KOTA | PT DMS Propertindo Tbk |
| 13 | MTLA | PT Metropolitan Land Tbk |
| 14 | GWSA | PT Greenwood Sejahtera Tbk |
| 15 | DILD | PT Intiland Development Tbk |
| 16 | KIJA | PT Kawasan Industri Jababeka Tbk |
| 17 | JRPT | PT Jaya Real <i>Property</i> Tbk |
| 18 | LPCK | PT Lippo Cikarang Tbk. |
| 19 | LPKR | PT Lippo Karawaci Tbk |
| 20 | DART | PT Duta Anggada Realty Tbk |
| 21 | MDLN | PT Modernland Realty Tbk |
| 22 | NCD | PT Natura City Developments Tbk |
| 23 | NZIA | PT Nusantara Almazia Tbk |
| 24 | PWON | PT Pakuwon Jati Tbk |
| 25 | PLIN | PT Plaza Indonesia Realty Tbk |
| 26 | PPRO | PT PP Properti Tbk |
| 27 | PUDP | PT Pudjadi Prestige Tbk |
| 28 | DMAS | PT Puradelta Lestari Tbk |
| 29 | RBMS | PT Ristia Bintang Mahkotasejati Tbk |
| 30 | RDTX | PT Roda Vivatex Tbk |
| 31 | SMRA | PT Summarecon Agung Tbk |
| 32 | GPRA | PT Perdana Gapuraprima Tbk |

Lampiran. 3 Tabulasi Data Variabel Penelitian

| No | Kode Perusahaan | Tahun | ROA | WCT | Z-Score | G-Score (Robustness Test) |
|----|-----------------|-------|------|------|---------|---------------------------|
| 1 | ADCP | 2020 | 1.01 | 1.85 | 2.57 | 2.9 |
| | | 2021 | 1.01 | 1.85 | 2.36 | 2.86 |
| | | 2022 | 1.01 | 1.79 | 2.31 | 2.84 |
| 2 | TARA | 2020 | 0.99 | 1.71 | 3.08 | 2.83 |
| | | 2021 | 1.01 | 1.9 | 2.29 | 2.85 |
| | | 2022 | 1 | 1.51 | 4.48 | 2.84 |
| 3 | APLN | 2020 | 1 | 1.7 | 2.81 | 2.98 |
| | | 2021 | 0.99 | 1.71 | 2.6 | 2.89 |
| | | 2022 | 1.04 | 1.89 | 2.66 | 2.91 |
| 4 | ASRI | 2020 | 0.97 | 0.8 | 2.34 | 2.91 |
| | | 2021 | 1 | 0.5 | 2.44 | 1.47 |
| | | 2022 | 1.02 | 0.73 | 2.5 | 1.89 |
| 5 | BAPA | 2020 | 0.98 | 1.59 | 2.49 | 2.86 |
| | | 2021 | 0.99 | 1.53 | 2.71 | 2.87 |
| | | 2022 | 0.98 | 1.49 | 2.49 | 2.86 |
| 6 | BEFA | 2020 | 0.99 | 1.45 | 3.15 | 2.94 |
| | | 2021 | 0.99 | 1.45 | 3.14 | 2.93 |
| | | 2022 | 1 | 1.5 | 3.2 | 2.95 |
| 7 | PAMG | 2020 | 0.99 | 2.05 | 2.89 | 2.85 |
| | | 2021 | 0.99 | 1.95 | 2.79 | 2.83 |
| | | 2022 | 0.99 | 0.56 | 2.78 | 2.84 |
| 8 | BKSL | 2020 | 0.98 | 1.53 | 2.53 | 2.58 |
| | | 2021 | 1 | 1.52 | 2.75 | 2.93 |
| | | 2022 | 0.99 | 1.52 | 2.65 | 2.82 |
| 9 | BSDE | 2020 | 1 | 1.54 | 2.89 | 2.94 |
| | | 2021 | 1.01 | 1.56 | 2.95 | 2.95 |
| | | 2022 | 1.02 | 1.6 | 2.97 | 2.96 |
| 10 | CTRA | 2020 | 1.01 | 1.7 | 2.79 | 2.94 |
| | | 2021 | 1.02 | 1.7 | 2.87 | 2.96 |
| | | 2022 | 1.02 | 1.65 | 2.86 | 2.94 |
| 11 | NIRO | 2020 | 1 | 1.54 | 2.79 | 2.9 |
| | | 2021 | 0.99 | 1.55 | 2.71 | 2.89 |
| | | 2022 | 0.98 | 1.8 | 2.52 | 2.86 |
| 12 | KOTA | 2020 | 0.99 | 1.41 | 3.05 | 2.83 |
| | | 2021 | 0.99 | 1.42 | 3.04 | 2.83 |
| | | 2022 | 0.99 | 1.42 | 3.08 | 2.85 |

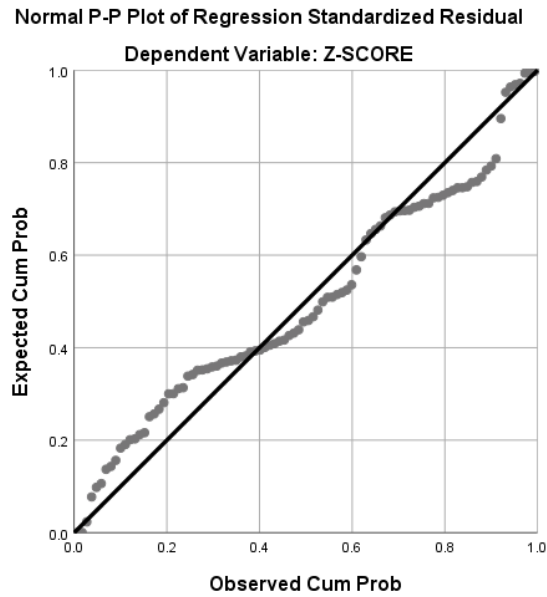
| | | | | | | |
|----|------|------|------|------|------|------|
| 13 | MTLA | 2020 | 0.98 | 1.11 | 1.77 | 2.09 |
| | | 2021 | 0.99 | 1.32 | 2.86 | 2.58 |
| | | 2022 | 0.98 | 1.27 | 3.13 | 2.58 |
| 14 | GWSA | 2020 | 0.99 | 1.44 | 3.2 | 2.88 |
| | | 2021 | 1 | 1.43 | 4.25 | 2.89 |
| | | 2022 | 1 | 1.43 | 3.85 | 2.89 |
| 15 | DILD | 2020 | 1 | 1.78 | 2.46 | 2.86 |
| | | 2021 | 1 | 1.91 | 2.42 | 2.86 |
| | | 2022 | 1 | 1.93 | 2.46 | 2.87 |
| 16 | KIJA | 2020 | 1 | 1.53 | 3.19 | 3.02 |
| | | 2021 | 0.98 | 1.65 | 2.84 | 3.03 |
| | | 2022 | 0.97 | 2.18 | 2.79 | 3.01 |
| 17 | JRPT | 2020 | 1.04 | 2.01 | 4.27 | 2.92 |
| | | 2021 | 1.03 | 2.06 | 2.81 | 2.88 |
| | | 2022 | 1.03 | 2.12 | 2.83 | 2.88 |
| 18 | LPCK | 2020 | 0.96 | 1.55 | 2.81 | 2.76 |
| | | 2021 | 1 | 1.56 | 3.28 | 2.99 |
| | | 2022 | 1.01 | 1.51 | 3.33 | 3 |
| 19 | LPKR | 2020 | 0.95 | 1.59 | 2.86 | 2.87 |
| | | 2021 | 0.98 | 1.66 | 3.02 | 2.97 |
| | | 2022 | 0.97 | 1.66 | 2.94 | 2.94 |
| 20 | DART | 2020 | 1.02 | 1.6 | 0.52 | 2.94 |
| | | 2021 | 1.03 | 1.61 | 0.75 | 2.96 |
| | | 2022 | 1.03 | 1.61 | 3.15 | 2.97 |
| 21 | MDLN | 2020 | 0.94 | 1.37 | 1.29 | 2.63 |
| | | 2021 | 1 | 0.88 | 2.32 | 2.84 |
| | | 2022 | 1 | 0.41 | 2.28 | 2.83 |
| 22 | NCD | 2020 | 1.03 | 1.54 | 3.11 | 3.05 |
| | | 2021 | 1 | 1.48 | 3.12 | 2.96 |
| | | 2022 | 0.99 | 1.45 | 4.35 | 2.93 |
| 23 | NZIA | 2020 | 1 | 1.53 | 3.29 | 2.95 |
| | | 2021 | 1 | 1.61 | 3.35 | 2.92 |
| | | 2022 | 1 | 1.57 | 3.6 | 2.93 |
| 24 | PWON | 2020 | 1.02 | 1.71 | 2.92 | 2.92 |
| | | 2021 | 1.02 | 1.64 | 3.07 | 2.96 |
| | | 2022 | 1.03 | 1.62 | 3.12 | 2.97 |
| 25 | PLIN | 2020 | 0.97 | 1.77 | 3.85 | 2.95 |
| | | 2021 | 1.02 | 1.79 | 3.57 | 2.96 |
| | | 2022 | 1.02 | 1.89 | 3.45 | 3.23 |

| | | | | | | |
|----|------|------|------|------|------|------|
| 26 | PPRO | 2020 | 1 | 1.56 | 2.67 | 2.83 |
| | | 2021 | 1 | 1.47 | 2.68 | 2.89 |
| | | 2022 | 1 | 1.51 | 2.68 | 2.89 |
| 27 | PUDP | 2020 | 0.98 | 1.51 | 3.04 | 2.92 |
| | | 2021 | 0.98 | 1.51 | 2.82 | 2.92 |
| | | 2022 | 1.01 | 1.86 | 2.95 | 2.92 |
| 28 | DMAS | 2020 | 1.05 | 1.74 | 2.66 | 3.07 |
| | | 2021 | 1.06 | 1.61 | 2.92 | 3.02 |
| | | 2022 | 1.09 | 1.62 | 3.05 | 3.08 |
| 29 | RBMS | 2020 | 0.97 | 1.57 | 2.83 | 2.82 |
| | | 2021 | 1 | 1.53 | 3.21 | 2.84 |
| | | 2022 | 1 | 1.55 | 3.12 | 2.82 |
| 30 | RDTX | 2020 | 1.04 | 2.08 | 2.91 | 2.91 |
| | | 2021 | 1.03 | 1.82 | 4.24 | 2.9 |
| | | 2022 | 1.04 | 1.78 | 3.73 | 2.92 |
| 31 | SMRA | 2020 | 1 | 1.85 | 2.63 | 2.91 |
| | | 2021 | 1.01 | 1.71 | 2.78 | 2.94 |
| | | 2022 | 1.01 | 1.79 | 2.69 | 2.92 |
| 32 | GPRA | 2020 | 1.01 | 1.52 | 3.31 | 3.02 |
| | | 2021 | 1.01 | 1.58 | 3.25 | 3 |
| | | 2022 | 1.02 | 1.55 | 3.3 | 3.01 |



Lampiran. 4 Hasil Pengujian SPSS

a. Hasil Uji Normalitas



One-Sample Kolmogorov-Smirnov Test

| | | Unstandardized Residual | |
|----------------------------------|-------------------------|-------------------------|------|
| N | | 96 | |
| Normal Parameters ^{a,b} | Mean | .0000000 | |
| | Std. Deviation | .56023509 | |
| Most Extreme Differences | Absolute | .114 | |
| | Positif | .114 | |
| | Negatif | -.100 | |
| Test Statistic | | .114 | |
| Asymp. Sig. (2-tailed) | | .004 ^c | |
| Monte Carlo Sig. (2-tailed) | Sig. | .151 ^d | |
| | 99% Confidence Interval | Lower Bound | .142 |
| | | Upper Bound | .160 |

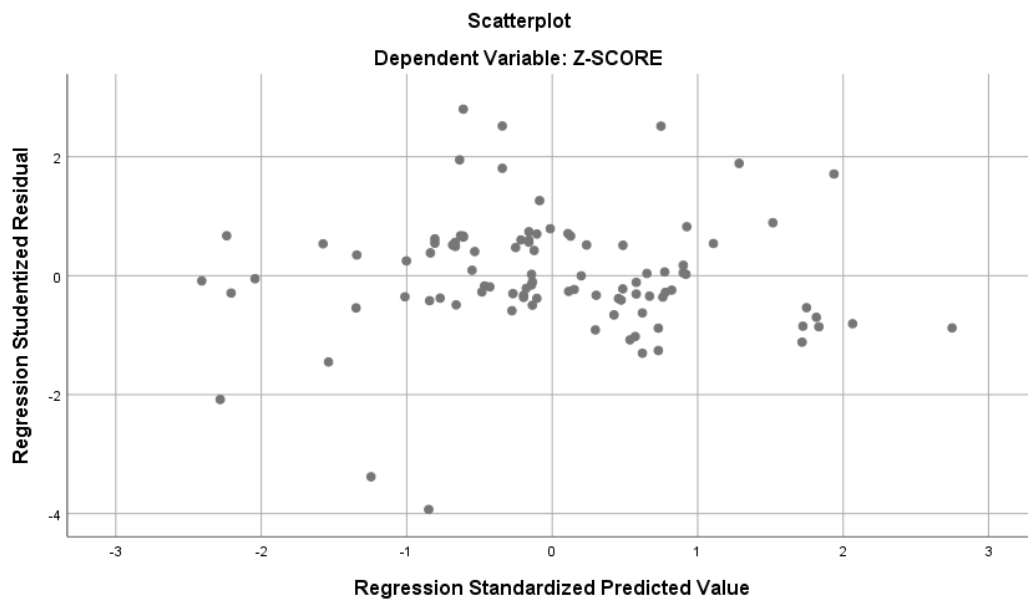
b. Hasil Uji Multikolinearitas

Coefficients^a

| | | Collinearity Statistics | |
|-------|------------|-------------------------|-------|
| Model | | VIF | |
| 1 | (Constant) | | |
| | ROA | | 1.066 |
| | WCT | | 1.066 |

a. Dependen Variabel: Z-SCORE

c. Hasil Uji Heteroskedastisitas

**Coefficients^a**

| Model | | Unstandardized Coefficients | | Standardized Coefficients | t | Sig. |
|-------|------------|-----------------------------|------------|---------------------------|------|------|
| | | B | Std. Error | Beta | | |
| 1 | (Constant) | 1.645 | 1.820 | | .904 | .369 |

| | | | | | |
|-----|--------|-------|-------|-------|------|
| ROA | -1.349 | 1.857 | -.078 | -.727 | .469 |
| WCT | .064 | .136 | .050 | .472 | .638 |

a. Dependen Variabel: abs_RES

d. Hasil Uji Autokorelasi

Model Summary^b

| Model | R | R Square | Adjusted R Square | Std. Error of the Estimate | Durbin-Watson |
|-------|-------------------|----------|-------------------|----------------------------|---------------|
| 1 | .611 ^a | .373 | .360 | .28311 | 1.083 |

a. Predictors: (Constant), WCT, ROA

b. Dependen Variabel: Y

e. Hasil Analisis Regresi Linier Berganda

Coefficients^a

| Model | | Unstandardized Coefficients | | Standardized Coefficients | t | Sig. |
|-------|------------|-----------------------------|------------|---------------------------|--------|------|
| | | B | Std. Error | Beta | | |
| 1 | (Constant) | -4.323 | 2.580 | | -1.676 | .097 |
| | ROA | 6.592 | 2.631 | .250 | 2.505 | .014 |
| | WCT | .395 | .193 | .204 | 2.043 | .044 |

f. Hasil Uji Koefisien Determinasi

Model Summary^b

| Model | R | R Square | Adjusted R Square | Std. Error of the Estimate |
|-------|-------------------|----------|-------------------|----------------------------|
| 1 | .611 ^a | .373 | .360 | .28311 |

a. Predictors: (Constant), WCT, ROA

b. Dependen Variabel: Y

g. Hasil Uji Parsial (Uji t)

Coefficients^a

| Model | | Unstandardized Coefficients | | Standardized Coefficients | t | Sig. |
|-------|------------|-----------------------------|------------|---------------------------|--------|------|
| | | B | Std. Error | Beta | | |
| 1 | (Constant) | -4.323 | 2.580 | | -1.676 | .097 |
| | ROA | 6.592 | 2.631 | .250 | 2.505 | .014 |
| | WCT | .395 | .193 | .204 | 2.043 | .044 |

h. Hasil Uji Ketahanan (*Robustness Test*)**Coefficients^a**

| Model | | Unstandardized Coefficients | | Standardized Coefficients | t | Sig. |
|-------|------------|-----------------------------|------------|---------------------------|-------|------|
| | | B | Std. Error | Beta | | |
| 1 | (Constant) | 1.190 | .855 | | 1.391 | .168 |
| | ROA | 1.149 | .872 | .120 | 1.317 | .041 |
| | WCT | .335 | .064 | .478 | 5.231 | .000 |



RIWAYAT HIDUP



Ni Putu Putri Pranayamti Utami lahir di Keladian pada tanggal 31 Desember 2001. Penulis lahir dari pasangan suami istri Bapak I Gede Juniarta dan Ibu I Gusti Ayu Ketut Sudiastiti. Penulis berkebangsaan Indonesia dan beragama Hindu. Penulis beralamat di Jalan Nusa Ceningan No.1, Banjar Keladian, Kelurahan Dauhwaru, Kecamatan Jembrana, Kabupaten Jembrana, Provinsi Bali.

Penulis menyelesaikan pendidikan dasar di SD Negeri 1 Dauhwaru dan lulus pada tahun 2014. Kemudian penulis melanjutkan di SMPN 1 Negara dan lulus pada tahun 2017. Pada tahun 2020, penulis lulus dari SMKN 1 Negara dengan jurusan Akuntansi Keuangan Lembaga dan melanjutkan ke jenjang Sarjana dengan Jurusan Ekonomi dan Akuntansi di Universitas Pendidikan Ganesha. Pada semester akhir tahun 2024 penulis telah menyelesaikan skripsi yang berjudul “Pengaruh Profitabilitas dan Perputaran Modal Kerja terhadap *Financial distress* pada Perusahaan di Papan Utama Sektor *Property* dan *Real estate* yang Terdaftar di BEI Tahun 2020-2022”.