

Lampiran 01. Data Penelitian

1. Data Pertumbuhan Dana Pihak Ketiga (X_1) di LPD Kecamatan Busungbiu

| No. | Nama LPD | Tahun | Dana Pihak Ketiga | Pertumbuhan Dana Pihak Ketiga |
|-----|-----------------------|-------|-------------------|-------------------------------|
| 1 | LPD Desa Adat Telaga | 2016 | 652748000 | |
| 2 | LPD Desa Adat Telaga | 2017 | 734342000 | 12.500 |
| 3 | LPD Desa Adat Telaga | 2018 | 815936000 | 11.111 |
| 4 | LPD Desa Adat Telaga | 2019 | 959925000 | 17.647 |
| 5 | LPD Desa Adat Telaga | 2020 | 1290022000 | 34.388 |
| 6 | LPD Desa Adat Telaga | 2021 | 1161019000 | -10.000 |
| 7 | LPD Desa Adat Telaga | 2022 | 1219069000 | 5.000 |
| 8 | LPD Desa Adat Tiste | 2016 | 577473000 | |
| 9 | LPD Desa Adat Tiste | 2017 | 660908000 | 14.448 |
| 10 | LPD Desa Adat Tiste | 2018 | 734343000 | 11.111 |
| 11 | LPD Desa Adat Tiste | 2019 | 815936000 | 11.111 |
| 12 | LPD Desa Adat Tiste | 2020 | 1161020000 | 42.293 |
| 13 | LPD Desa Adat Tiste | 2021 | 1044918000 | -10.000 |
| 14 | LPD Desa Adat Tiste | 2022 | 1097164000 | 5.000 |
| 15 | LPD Desa Adat Kekeran | 2016 | 2247981048 | |
| 16 | LPD Desa Adat Kekeran | 2017 | 2641478679 | 17.504 |
| 17 | LPD Desa Adat Kekeran | 2018 | 2934976310 | 11.111 |
| 18 | LPD Desa Adat Kekeran | 2019 | 3452913306 | 17.647 |
| 19 | LPD Desa Adat Kekeran | 2020 | 3217902067 | -6.806 |
| 20 | LPD Desa Adat Kekeran | 2021 | 196111806 | -93.906 |
| 21 | LPD Desa Adat Kekeran | 2022 | 205917396 | 5.000 |
| 22 | LPD Desa Adat Kedis | 2016 | 83345000 | |
| 23 | LPD Desa Adat Kedis | 2017 | 94889000 | 13.851 |
| 24 | LPD Desa Adat Kedis | 2018 | 105433000 | 11.112 |
| 25 | LPD Desa Adat Kedis | 2019 | 124039000 | 17.647 |

| | | | | |
|----|-------------------------|------|-------------|---------|
| 26 | LPD Desa Adat Kedis | 2020 | 960052000 | 673.992 |
| 27 | LPD Desa Adat Kedis | 2021 | 864056000 | -9.999 |
| 28 | LPD Desa Adat Kedis | 2022 | 907253000 | 4.999 |
| 29 | LPD Desa Adat Busungbiu | 2016 | 3880073000 | |
| 30 | LPD Desa Adat Busungbiu | 2017 | 4887105000 | 25.954 |
| 31 | LPD Desa Adat Busungbiu | 2018 | 7894137000 | 61.530 |
| 32 | LPD Desa Adat Busungbiu | 2019 | 6029675000 | -23.618 |
| 33 | LPD Desa Adat Busungbiu | 2020 | 1130887000 | -81.245 |
| 34 | LPD Desa Adat Busungbiu | 2021 | 9170821000 | 710.941 |
| 35 | LPD Desa Adat Busungbiu | 2022 | 10877475000 | 18.610 |

2. Data Pertumbuhan Kredit (X_2) di LPD Kecamatan Busungbiu

| No. | Nama LPD | Tahun | Total Kredit | Pertumbuhan Kredit |
|-----|-----------------------|-------|--------------|--------------------|
| 1 | LPD Desa Adat Telaga | 2016 | 9510303000 | |
| 2 | LPD Desa Adat Telaga | 2017 | 10852842000 | 14.117 |
| 3 | LPD Desa Adat Telaga | 2018 | 12075381000 | 11.265 |
| 4 | LPD Desa Adat Telaga | 2019 | 10794567000 | -10.607 |
| 5 | LPD Desa Adat Telaga | 2020 | 10022358000 | -7.154 |
| 6 | LPD Desa Adat Telaga | 2021 | 9020122000 | -10.000 |
| 7 | LPD Desa Adat Telaga | 2022 | 9471128000 | 5.000 |
| 8 | LPD Desa Adat Tiste | 2016 | 6506276000 | |
| 9 | LPD Desa Adat Tiste | 2017 | 7432060000 | 14.229 |
| 10 | LPD Desa Adat Tiste | 2018 | 8257844000 | 11.111 |
| 11 | LPD Desa Adat Tiste | 2019 | 9175382000 | 11.111 |
| 12 | LPD Desa Adat Tiste | 2020 | 9020122000 | -1.692 |
| 13 | LPD Desa Adat Tiste | 2021 | 8118110000 | -10.000 |
| 14 | LPD Desa Adat Tiste | 2022 | 8524015000 | 5.000 |
| 15 | LPD Desa Adat Kekeran | 2016 | 9149907520 | |
| 16 | LPD Desa Adat Kekeran | 2017 | 10421145960 | 13.893 |
| 17 | LPD Desa Adat Kekeran | 2018 | 11582384400 | 11.143 |

| | | | | |
|----|-------------------------|------|-------------|---------|
| 18 | LPD Desa Adat Kekeran | 2019 | 12249864000 | 5.763 |
| 19 | LPD Desa Adat Kekeran | 2020 | 12432943670 | 1.495 |
| 20 | LPD Desa Adat Kekeran | 2021 | 11189649303 | -10.000 |
| 21 | LPD Desa Adat Kekeran | 2022 | 11749131768 | 5.000 |
| 22 | LPD Desa Adat Kedis | 2016 | 166984000 | |
| 23 | LPD Desa Adat Kedis | 2017 | 196908000 | 17.920 |
| 24 | LPD Desa Adat Kedis | 2018 | 219232000 | 11.337 |
| 25 | LPD Desa Adat Kedis | 2019 | 294744000 | 34.444 |
| 26 | LPD Desa Adat Kedis | 2020 | 346695000 | 17.626 |
| 27 | LPD Desa Adat Kedis | 2021 | 408325000 | 17.776 |
| 28 | LPD Desa Adat Kedis | 2022 | 428741000 | 5.000 |
| 29 | LPD Desa Adat Busungbiu | 2016 | 16380077000 | |
| 30 | LPD Desa Adat Busungbiu | 2017 | 22670149000 | 38.401 |
| 31 | LPD Desa Adat Busungbiu | 2018 | 28046821000 | 23.717 |
| 32 | LPD Desa Adat Busungbiu | 2019 | 31331580000 | 11.712 |
| 33 | LPD Desa Adat Busungbiu | 2020 | 28258768000 | -9.807 |
| 34 | LPD Desa Adat Busungbiu | 2021 | 33306741000 | 17.863 |
| 35 | LPD Desa Adat Busungbiu | 2022 | 36665563000 | 10.085 |

3. Data Risiko Kredit (X_3) di LPD Kecamatan Busungbiu

| No. | Nama LPD | Tahun | Kredit Bermasalah | Total Kredit | Risiko Kredit |
|-----|----------------------|-------|-------------------|--------------|---------------|
| 1 | LPD Desa Adat Telaga | 2017 | 1519000 | 10852842000 | 0.0140 |
| 2 | LPD Desa Adat Telaga | 2018 | 1691000 | 12075381000 | 0.0140 |
| 3 | LPD Desa Adat Telaga | 2019 | 1475000 | 10794567000 | 0.0137 |
| 4 | LPD Desa Adat Telaga | 2020 | 200647000 | 10022358000 | 2.0020 |
| 5 | LPD Desa Adat Telaga | 2021 | 180582000 | 9020122000 | 2.0020 |
| 6 | LPD Desa Adat Telaga | 2022 | 189611000 | 9471128000 | 2.0020 |
| 7 | LPD Desa Adat Tiste | 2017 | 1016000 | 7432060000 | 0.0137 |
| 8 | LPD Desa Adat Tiste | 2018 | 1128000 | 8257844000 | 0.0137 |
| 9 | LPD Desa Adat Tiste | 2019 | 1254000 | 9175382000 | 0.0137 |

| | | | | | |
|----|-------------------------|------|-----------|-------------|--------|
| 10 | LPD Desa Adat Tiste | 2020 | 180582000 | 9020122000 | 2.0020 |
| 11 | LPD Desa Adat Tiste | 2021 | 162524000 | 8118110000 | 2.0020 |
| 12 | LPD Desa Adat Tiste | 2022 | 170650000 | 8524015000 | 2.0020 |
| 13 | LPD Desa Adat Kekeran | 2017 | 158192000 | 10421145960 | 1.5180 |
| 14 | LPD Desa Adat Kekeran | 2018 | 175820000 | 11582384400 | 1.5180 |
| 15 | LPD Desa Adat Kekeran | 2019 | 185957500 | 12249864000 | 1.5180 |
| 16 | LPD Desa Adat Kekeran | 2020 | 233957500 | 12432943670 | 1.8818 |
| 17 | LPD Desa Adat Kekeran | 2021 | 210561750 | 11189649303 | 1.8818 |
| 18 | LPD Desa Adat Kekeran | 2022 | 221089837 | 11749131768 | 1.8818 |
| 19 | LPD Desa Adat Kedis | 2017 | 4457000 | 196908000 | 2.2635 |
| 20 | LPD Desa Adat Kedis | 2018 | 4963000 | 219232000 | 2.2638 |
| 21 | LPD Desa Adat Kedis | 2019 | 795000 | 294744000 | 0.2697 |
| 22 | LPD Desa Adat Kedis | 2020 | 436000 | 346695000 | 0.1258 |
| 23 | LPD Desa Adat Kedis | 2021 | 514000 | 408325000 | 0.1259 |
| 24 | LPD Desa Adat Kedis | 2022 | 535000 | 428741000 | 0.1248 |
| 25 | LPD Desa Adat Busungbiu | 2017 | 266827000 | 22670149000 | 1.1770 |
| 26 | LPD Desa Adat Busungbiu | 2018 | 295052000 | 28046821000 | 1.0520 |
| 27 | LPD Desa Adat Busungbiu | 2019 | 401984000 | 31331580000 | 1.2830 |
| 28 | LPD Desa Adat Busungbiu | 2020 | 375276000 | 28258768000 | 1.3280 |
| 29 | LPD Desa Adat Busungbiu | 2021 | 149880000 | 33306741000 | 0.4500 |
| 30 | LPD Desa Adat Busungbiu | 2022 | 602955000 | 36665563000 | 1.6445 |

4. Data Profitabilitas (Y) di LPD Kecamatan Busungbiu


| No. | Nama LPD | Tahun | Laba Bersih | Total Aktiva | ROA |
|-----|----------------------|-------|-------------|--------------|-------|
| 1 | LPD Desa Adat Telaga | 2017 | 242379000 | 10009442000 | 2.422 |
| 2 | LPD Desa Adat Telaga | 2018 | 277262000 | 11121608000 | 2.493 |
| 3 | LPD Desa Adat Telaga | 2019 | 301986000 | 12574415000 | 2.402 |
| 4 | LPD Desa Adat Telaga | 2020 | 218205000 | 12556406000 | 1.738 |
| 5 | LPD Desa Adat Telaga | 2021 | 185548000 | 11300610000 | 1.642 |
| 6 | LPD Desa Adat Telaga | 2022 | 230753000 | 11865796000 | 1.945 |

| | | | | | |
|----|-------------------------|------|------------|-------------|--------|
| 7 | LPD Desa Adat Tiste | 2017 | 224582000 | 8657485000 | 2.594 |
| 8 | LPD Desa Adat Tiste | 2018 | 249536000 | 9619427000 | 2.594 |
| 9 | LPD Desa Adat Tiste | 2019 | 271787000 | 10688253000 | 2.543 |
| 10 | LPD Desa Adat Tiste | 2020 | 196385000 | 11300765000 | 1.738 |
| 11 | LPD Desa Adat Tiste | 2021 | 176746000 | 10170689000 | 1.738 |
| 12 | LPD Desa Adat Tiste | 2022 | 185583000 | 10679223000 | 1.738 |
| 13 | LPD Desa Adat Kekeran | 2017 | 343935559 | 12513029540 | 2.749 |
| 14 | LPD Desa Adat Kekeran | 2018 | 382260655 | 13903366158 | 2.749 |
| 15 | LPD Desa Adat Kekeran | 2019 | 450276618 | 15846043654 | 2.842 |
| 16 | LPD Desa Adat Kekeran | 2020 | 370241544 | 15694699247 | 2.359 |
| 17 | LPD Desa Adat Kekeran | 2021 | 333217431 | 11988777384 | 2.779 |
| 18 | LPD Desa Adat Kekeran | 2022 | 349878305 | 12588216651 | 2.779 |
| 19 | LPD Desa Adat Kedis | 2017 | 5376000 | 423530000 | 1.269 |
| 20 | LPD Desa Adat Kedis | 2018 | 5739000 | 470592000 | 1.220 |
| 21 | LPD Desa Adat Kedis | 2019 | 57409000 | 538373000 | 10.663 |
| 22 | LPD Desa Adat Kedis | 2020 | 116408000 | 1505364000 | 7.733 |
| 23 | LPD Desa Adat Kedis | 2021 | 103756000 | 1354836000 | 7.658 |
| 24 | LPD Desa Adat Kedis | 2022 | 114139000 | 1787121000 | 6.387 |
| 25 | LPD Desa Adat Busungbiu | 2017 | 1328162000 | 31559938000 | 4.208 |
| 26 | LPD Desa Adat Busungbiu | 2018 | 1429177000 | 40902791000 | 3.494 |
| 27 | LPD Desa Adat Busungbiu | 2019 | 1620093000 | 42307714000 | 3.829 |
| 28 | LPD Desa Adat Busungbiu | 2020 | 1047273000 | 34688208000 | 3.019 |
| 29 | LPD Desa Adat Busungbiu | 2021 | 3915030000 | 43700528000 | 8.959 |
| 30 | LPD Desa Adat Busungbiu | 2022 | 1312664000 | 49847997000 | 2.633 |

5. Rekapitulasi Perhitungan Data Penelitian

| No | Nama LPD | Tahun | X ₁ | X ₂ | X ₃ | Y |
|----|----------------------|-------|----------------|----------------|----------------|-------|
| 1 | LPL Desa Adat Telaga | 2017 | 12.500 | 14.117 | 0.0140 | 2.422 |
| 2 | LPL Desa Adat Telaga | 2018 | 11.11 | 11.265 | 0.0140 | 2.493 |
| 3 | LPL Desa Adat Telaga | 2019 | 17.647 | -10.607 | 0.0137 | 2.402 |
| 4 | LPL Desa Adat Telaga | 2020 | 34.388 | -7.154 | 2.0020 | 1.738 |
| 5 | LPL Desa Adat Telaga | 2021 | -10.000 | -10.000 | 2.0020 | 1.642 |
| 6 | LPL Desa Adat Telaga | 2022 | 5.000 | 5.000 | 2.0020 | 1.945 |
| 7 | LPD Desa Adat Tiste | 2017 | 14.448 | 14.229 | 0.0137 | 2.594 |

| | | | | | | |
|----|-------------------------|------|---------|---------|--------|--------|
| 8 | LPD Desa Adat Tiste | 2018 | 11.111 | 11.111 | 0.0137 | 2.594 |
| 9 | LPD Desa Adat Tiste | 2019 | 11.111 | 11.111 | 0.0137 | 2.543 |
| 10 | LPD Desa Adat Tiste | 2020 | 42.293 | -1.692 | 2.0020 | 1.738 |
| 11 | LPD Desa Adat Tiste | 2021 | -10.000 | -10.000 | 2.0020 | 1.738 |
| 12 | LPD Desa Adat Tiste | 2022 | 5.000 | 5.000 | 2.0020 | 1.738 |
| 13 | LPD Desa Adat Kekeran | 2017 | 17.504 | 13.893 | 1.5180 | 2.749 |
| 14 | LPD Desa Adat Kekeran | 2018 | 11.111 | 11.143 | 1.5180 | 2.749 |
| 15 | LPD Desa Adat Kekeran | 2019 | 17.647 | 5.763 | 1.5180 | 2.842 |
| 16 | LPD Desa Adat Kekeran | 2020 | -6.806 | 1.495 | 1.8818 | 2.359 |
| 17 | LPD Desa Adat Kekeran | 2021 | -93.906 | -10.000 | 1.8818 | 2.779 |
| 18 | LPD Desa Adat Kekeran | 2022 | 5.000 | 5.000 | 1.8818 | 2.779 |
| 19 | LPD Desa Adat Kedis | 2017 | 13.851 | 17.920 | 2.2635 | 1.269 |
| 20 | LPD Desa Adat Kedis | 2018 | 11.112 | 11.337 | 2.2638 | 1.220 |
| 21 | LPD Desa Adat Kedis | 2019 | 17.647 | 34.444 | 0.2697 | 10.663 |
| 22 | LPD Desa Adat Kedis | 2020 | 673.992 | 17.626 | 0.1258 | 7.733 |
| 23 | LPD Desa Adat Kedis | 2021 | -9.999 | 17.776 | 0.1259 | 7.658 |
| 24 | LPD Desa Adat Kedis | 2022 | 4.999 | 5.000 | 0.1248 | 6.387 |
| 25 | LPD Desa Adat Busungbiu | 2017 | 25.954 | 38.401 | 1.1770 | 4.208 |
| 26 | LPD Desa Adat Busungbiu | 2018 | 61.530 | 23.717 | 1.0520 | 3.494 |
| 27 | LPD Desa Adat Busungbiu | 2019 | -23.618 | 11.712 | 1.2830 | 3.829 |
| 28 | LPD Desa Adat Busungbiu | 2020 | -81.245 | -9.807 | 1.3280 | 3.019 |
| 29 | LPD Desa Adat Busungbiu | 2021 | 710.941 | 17.863 | 0.4500 | 8.959 |
| 30 | LPD Desa Adat Busungbiu | 2022 | 18.610 | 10.085 | 1.6445 | 2.633 |



Lampiran 02. Hasil *Output* SPSS

1. Output SPSS Analisis Deskriptif

Descriptive Statistics

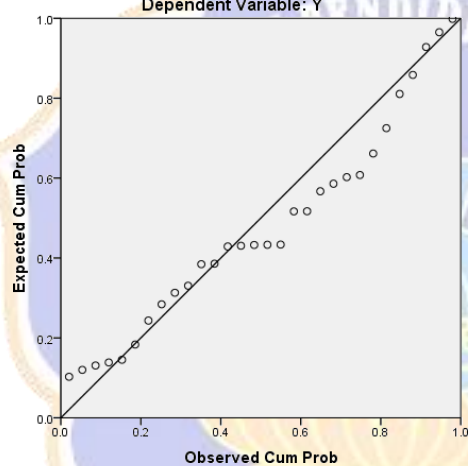
| | N | Minimum | Maximum | Mean | Std. Deviation |
|--------------------|----|---------|---------|----------|----------------|
| X1 | 30 | -93.906 | 710.941 | 50.63110 | 177.084838 |
| X2 | 30 | -10.607 | 38.401 | 8.52493 | 12.413131 |
| X3 | 30 | .014 | 2.264 | 1.14674 | .857263 |
| Y | 30 | 1.220 | 10.663 | 3.43053 | 2.380998 |
| Valid N (listwise) | 30 | | | | |

2. Output SPSS Uji Asumsi Klasik

1) Hasil Uji Normalitas

Normal P-P Plot of Regression Standardized Residual

Dependent Variable: Y



2) Hasil Uji Multikolinieritas

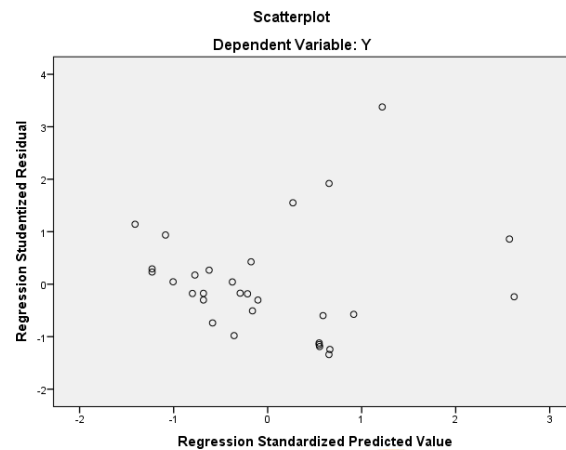
Coefficients^a

Collinearity Statistics

| Model | | Tolerance | VIF |
|-------|----|-----------|-------|
| 1 | X1 | .884 | 1.131 |
| | X2 | .835 | 1.198 |
| | X3 | .829 | 1.207 |

a. Dependent Variable: Y

3) Hasil Uji Heteroskedastisitas



4) Hasil Uji Autokorelasi

Model Summary^b

| Model | R | R Square | Adjusted R Square | Std. Error of the Estimate | Durbin-Watson |
|-------|-------------------|----------|-------------------|----------------------------|---------------|
| 1 | .737 ^a | .543 | .490 | 1.699728 | 1.526 |

a. Predictors: (Constant), X3, X1, X2

b. Dependent Variable: Y

3. Output SPSS Analisis Regresi Linier Berganda

Model Summary

| Model | R | R Square | Adjusted R Square | Std. Error of the Estimate | Change Statistics | | | | |
|-------|-------------------|----------|-------------------|----------------------------|-------------------|----------|-----|-----|---------------|
| | | | | | R Square Change | F Change | df1 | df2 | Sig. F Change |
| 1 | .737 ^a | .543 | .490 | 1.699728 | .543 | 10.302 | 3 | 26 | .000 |

a. Predictors: (Constant), X3, X1, X2

ANOVA^a

| Model | | Sum of Squares | Df | Mean Square | F | Sig. |
|-------|------------|----------------|----|-------------|--------|-------------------|
| 1 | Regression | 89.289 | 3 | 29.763 | 10.302 | .000 ^b |
| | Residual | 75.116 | 26 | 2.889 | | |
| | Total | 164.405 | 29 | | | |

a. Dependent Variable: Y

b. Predictors: (Constant), X3, X1, X2

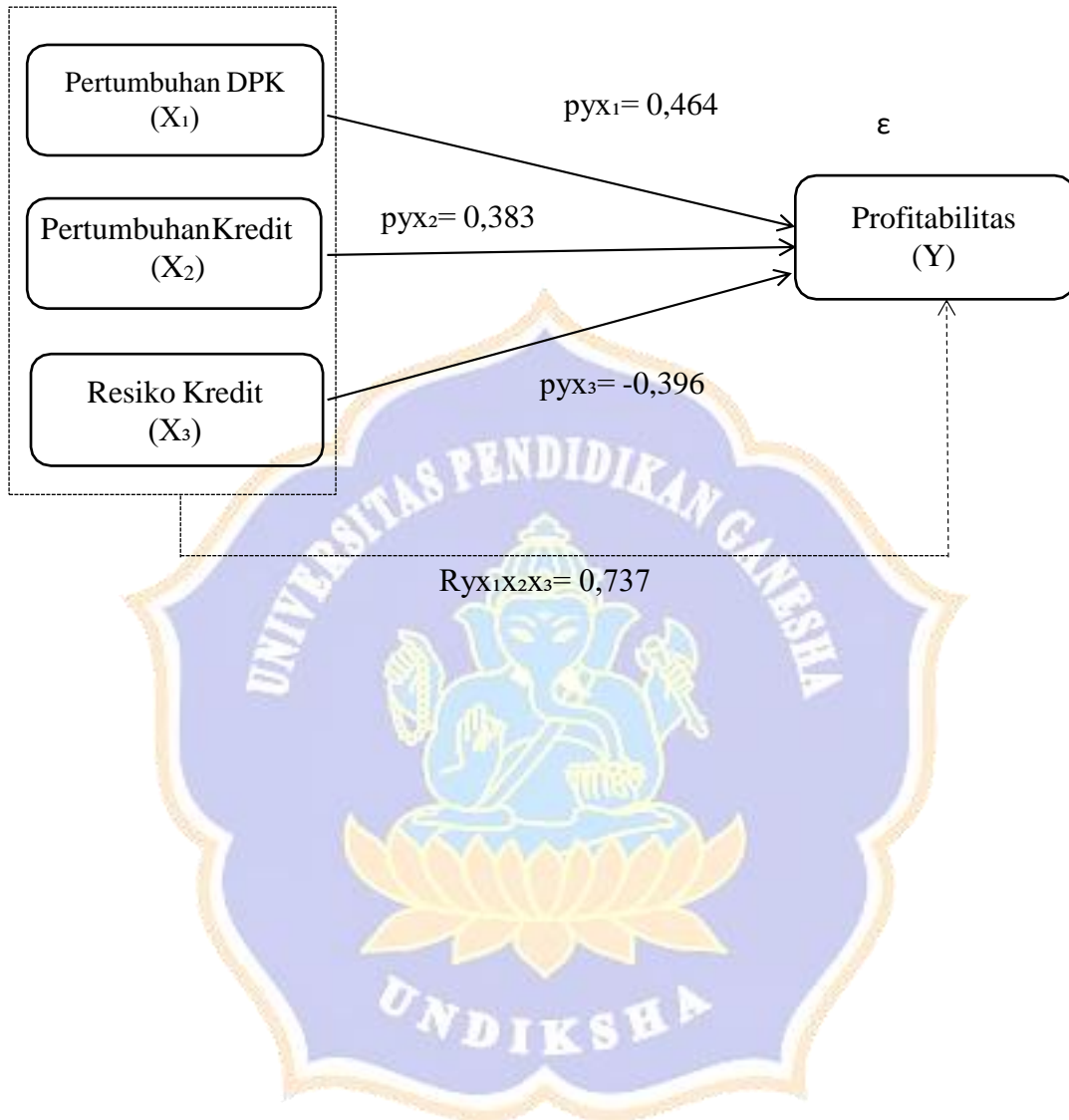
Coefficients^a

| Model | | Unstandardized Coefficients | | Standardized Coefficients | t | Sig. | Correlations | | |
|-------|------------|-----------------------------|------------|---------------------------|--------|------|--------------|---------|-------|
| | | B | Std. Error | Beta | | | Zero-order | Partial | Part |
| 1 | (Constant) | 3.693 | .675 | | 5.474 | .000 | | | |
| | X1 | .005 | .002 | .377 | 2.671 | .013 | .553 | .464 | .354 |
| | X2 | .059 | .028 | .307 | 2.114 | .044 | .527 | .383 | .280 |
| | X3 | -.890 | .404 | -.320 | -2.200 | .037 | -.541 | -.396 | -.292 |

a. Dependent Variable: Y



Lampiran 03. Struktur Hubungan Pengaruh Pertumbuhan Dana Pihak Ketiga, Pertumbuhan Kredit Dan Risiko Kredit Terhadap Profitabilitas Pada LPD Di Kecamatan Busungbiu



Lampiran 04. Dokumentasi



RIWAYAT HIDUP



Kadek Angga Pratama lahir di Busungbiu pada tanggal 24 Oktober 2024. Penulis lahir dari pasangan Bapak Ketut Suartama dan Ibu Made Susani. Penulis berkebangsaan Indonesia dan beragama Hindu. Penulis beralamat di Desa Busungbiu Banjar Dinas Kaja, Kabupaten Buleleng, Provinsi Bali. Penulis menyelesaikan pendidikan dasar di SD Negeri 2 Busungbiu dan lulus pada tahun 2011. Kemudian penulis melanjutkan di SMP Negeri 4 Busungbiu dan lulus pada tahun 2014. Pada tahun 2017, penulis lulus dari SMA Negeri 1 Busungbiu Jurusan MIPA dan melanjutkan ke S1 Manajemen di Universitas Pendidikan Ganesha. Pada semester akhir ini di tahun 2024, penulis telah menyelesaikan skripsi yang berjudul “Pengaruh Pertumbuhan Dana Pihak Ketiga dan Pertumbuhan Kredit, serta Risiko Kredit Terhadap Profitabilitas Pada Lembaga Perkreditan Desa di Kecamatan Busungbiu”.

