

APPENDICES

Appendix 1. Respondent of interview : Tour Guide 1

Week : 1

Number	Language Functions	Language Expressions
1	Greeting	-Good Morning - Good Afternoon -How are you?, Welcome to my village.
2	Introducing our self	-I will introduce my self my name is coco.
3	Giving information	-There's three packages for tracking short, medium and long track if you choose the short one just around the village and medium from the village until the water slide, and long track from my village until water slide and water fall destination ricefield include.
4	Dealing with question	- Coco what's this plan?
5	Giving direction	-Ok take a rest for while guys and drink your water please.
6	Telling rules and safety	- Please take a left
7	Giving apologizing	I am sorry I just left you ,I am sorry I left you I just fast to the work you left back then.
8	Giving thanks and farewell	Oke you're welcome nice to meet you, See you nice time maybe you have programmer just come to my village again.

Appendix 2. Respondent of interview : Tour Guide 2

Week : 2

Number	Language Functions	Language Expressions
1	Greeting	-Om swastyastu -Welcome to Omunity home stay -Welcome to Sudaji village
2	Introducing our self	My name is Zanzan one of the part of family here
3	Giving information	This is very interesting here in this village and one when you want here the most important thing to di is you work to the village OMunity compont , you can see rice field, to see the sunset, waterfall we have 7 secret waterfall here near by, is up to you to decided also there's so many good places in here because we not luxary made by hand but luxary made by nature.
4	Dealing with question	What is that sound? It's very loud. (Usually ask about insect's sound in forest)
5	Giving direction	After breakfast, we will invite you to tracking to enjoy the beautiful water slide in lemukih village.
6	Telling rules and safety	-If you go down to the step of the waterfall just make sure everything is like we don't expected we need to

		<p>be secure and safe during your activity and also be careful on your step and floor because this is with the nature, just be careful is important thing.</p> <p>-Could you please compare to our skin in different maybe if you like to use sunscreen and whatever is this just be safe taking care your skin as well as your face bring your hat, bring your rain jacket if rain is coming.</p>
7	Giving apologizing	<p>I am sorry I was thinking that you understand because this is about cross junction on three junction but it's oke no problem this is my fault I will give you walk just lit bit by your self at least it's oke I am so happy to found you again.</p>
8	Giving thanks and farewell	<p>Well I hope you enjoy the process of a tracking of nature I hope you enjoy very much. Please let us now if you mad something that underspeaking during the tracking just let us now in case we need to make sure to in the future.</p>

Appendix 3. Respondent of interview : Tour Guide 3

Week : 3

Number	Language Functions	Language Expressions
1	Greeting	-Om swastyastu -Welcome to bali and welcome to OMunity Sudaji village.
2	Introducing our self	My name is Gede Jony, nice to meet you.
3	Giving information	This is one of the subak temple in Sudaji This temple is dedicated to god of Dewi Sri.
4	Dealing with question	- Is that far from here? - Do you have recommendation for foods and drinks that should be I try?
5	Giving direction	- So around 20 menits later me and Isma will escort you to visit Water slide from Lemukih village - I think we must stay here for several minutes after the rain is done.
6	Telling rules and safety	Sorry maybe the wet is quick slippery be carefull or so you can hold my hand.
7	Giving apologizing	I am sorry because our trip today was not very good of the sudden rain.
8	Giving thanks and farewell	Thank you for coming our village, I hope we can meet again in another chance, See you, Have a great day.

Appendix 4. Respondent of interview : Tour Guide 4

Week : 4

Number	Language Functions	Language Expressions
1	Greeting	-Om swastyastu -Good Morning -How are you guys?
2	Introducing our self	Let me introduce my self, I am gede kawi as your guide today at Sudaji village
3	Giving information	-So on tomorrow morning at 6 p.m I would like to escort you seing the dolphins at lovina beach. This is one of most packages which guest loved look you can search on google
4	Dealing with question	-How wide and high is the village? -How many people live in Sudaji village?
5	Giving direction	Let's go to the homestay, and you can have breakfast before going to see the waterfall.
6	Telling rules and safety	- Please prepare yourself first before we start tracking today and then because we are going to

		long tracking please use shoes or sandals that suitable and of course comfortable to wear.
7	Giving apologizing	I am so sorry to left you in the behind, if you feel tired please take a rest for a moment ya, please take a breath and look how the beautiful the nature.
8	Giving thanking and farewell	-How do you think about the activity? Are you guys enjoy? Thank you for choosing me as your tour guide today. Thank you for coming at Sudaji village, see you and good bye.



Appendix 5. Respondent of interview : Tour Guide 5

Week : 5

Number	Language Functions	Language Expressions
1	Greeting	-Halo -Good Morning -Good Afternoon -Welcome to Sudaji village and welcome to ESA di kubu homestay.
2	Introducing our self	I would like to introduce my self. My name Dekha and my long name Gede resika, you can call me Dekha
3	Giving information	We have three packages for tracking and we have short, middle and long. Oke guys tomorrow you must wake up around eight o'clock in the morning and take your breakfast for that you prepare your self and we start walking here Esa di kubu going to do forest and seeing seven waterfall.
4	Dealing with question	-Why is it so far? -What about the thing you already promise before?
5	Giving direction	- Please sit down and wait a minute I will give you drink
6	Telling rules and safety	I would like to tell you like three points you must know one if you want take picture don't take picture when you walk but if you want take a picture you

		<p>stop first and otherwise you slippery for down I am responsibility for your safety, second if you want to take a rest or if you tires please tell me otherwise you tell me in the behind then we already go in the front because sometime we don't know happent in the back and the last if you want drink your mineral water is done you can tell me and I will buy one until three mineral water near from here.</p>
7	Giving apologizing	<p>I apologize for choosing this track because we never know yesterday we got the raining but now the fact the slippery that's way you difficult to walk.</p>
8	Giving thanks and farewell	<p>Oke guys thank you very much for choosing Esa di kubu or me Dekha for the tracking today and then I hope we meet again next time I hope you can enjoy our packages.</p>

Appendix 6. Table of scoring rubric for quality of grammar used by Tour Guide

ASPECT	SCORE	DESCRIPTION	TOUR GUIDES				
			1	2	3	4	5
Grammar	5 / Very Good	The sentence structure is very good and there are no grammar mistakes.					
	4 / Good	Sometimes the grammar structure is still wrong but it does not reduce the meaning of the sentence.	✓		✓		✓
	3 / Enough	There are many grammar mistakes and they can reduce the meaning of the sentence.		✓		✓	
	2 / Poor	There are many grammar errors and they detract from the meaning of the sentence and should be corrected.					
	1 / Very Poor	There are many grammar errors that make it difficult to understand, so the errors in the sentence should be replaced immediately.					


Appendix 7. Table of scoring rubric for quality of pronunciation used by Tour Guide

ASPECT	SCORE	DESCRIPTION	TOUR GUIDES				
			1	2	3	4	5
Grammar	5 / Very Good	The sounds like a native speaker and has a good accent.					
	4 / Good	The accent is easy to understand.		✓	✓		✓
	3 / Enough	Many pronunciation errors make the listener difficult to understand.	✓				
	2 / Poor	There are many pronunciation errors make the listener difficult to understand and should to repeat.				✓	
	1 / Very Poor	There are problems with they pronunciation and the sound like not clearly and difficult to understand.					

Appendix 8. Documentation during observasion and interviewed by Tour Guide 1



Appendix 9. Documentation during observasion and interviewed by Tour Guide 2



Appendix 10. Documentation during observasion and interviewed by Tour Guide 3



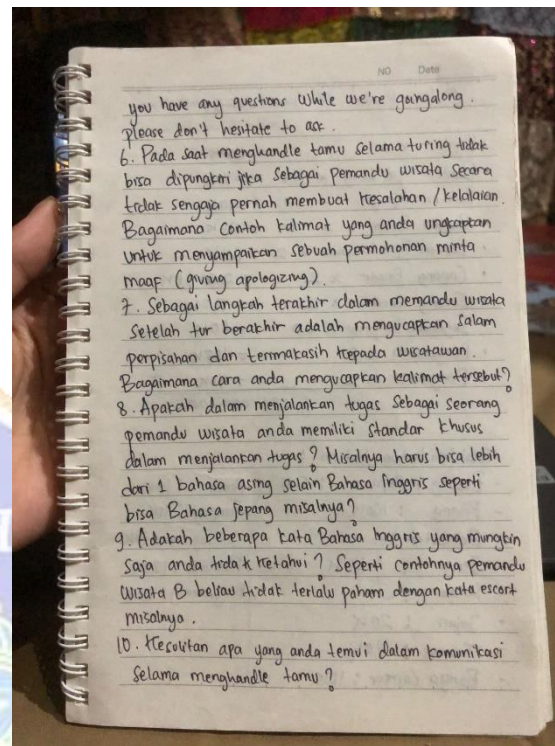
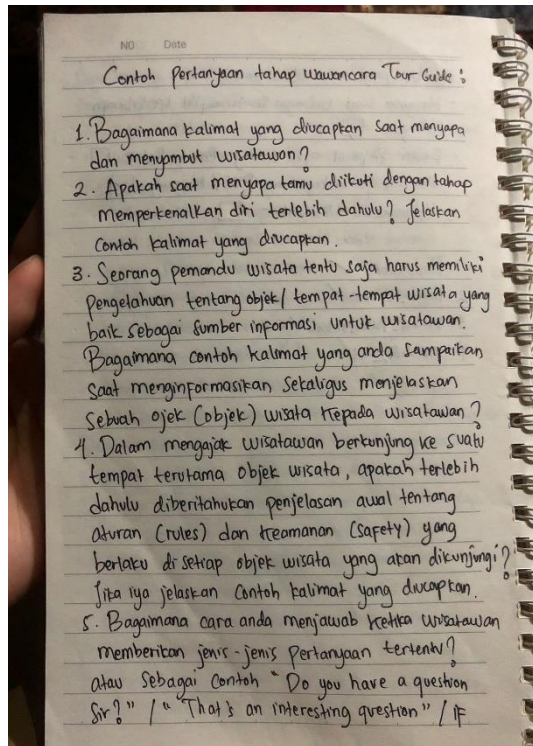
Appendix 11. Documentation during observasion and interviewed by Tour Guide 4



Appendix 12. Documentation during observasion and interviewed by Tour Guide 5



Appendix 13. The collection of questions during interviews



AUTOBIOGRAPHY



The researcher has the full name Komang Isma Dewi and was born in Sudaji village, on June 02, 2002. The researcher lives on Plukatan Street, Sudaji Village, Sawan District, Buleleng Regency. The researcher is the youngest of 3 siblings. From the researcher's search, the first school was kindergarten at Budi Luhur Sudaji Kindergarten, the second was elementary school at SD N 1 Sudaji. She continued her schooling to the junior high school level at SMP N 3 Sawan and then from 2017 to 2020 she studied at SMA N 3 Singaraja majoring in Science. Finally, the researcher chose Undiksha or Ganesha University of Education in the city of Singaraja to continue her studies for 4 years with the Diploma 4 English for Business and Professional Communication study program.

