


**DEVELOPING AUTOKIDS AS AN EDUCATIONAL  
GAME FOR TEACHING ENGLISH VOCABULARY  
TO STUDENTS WITH AUTISM SPECTRUM  
DISORDER (ASD) IN SLB N 1 DENPASAR**

**THESIS**

**Presented to  
Universitas Pendidikan Ganesha  
In partial Fulfillment of the Requirement  
for Master Degree in Education  
English Education Study Program**



**ENGLISH EDUCATION STUDY PROGRAM  
POSTGRADUATE PROGRAM  
GANESHA UNIVERSITY OF EDUCATION  
2024**

## SUPERVISOR APPROVAL SHEET

This thesis by Ni Putu Ayu Niya Loviyani has been examined and accepted as partial fulfillment of the requirements for the degree of Master in Education.

Singaraja, July 24th 2024

Supervisor I




Prof. Dr. Ni Nyoman Padmadewi, M.A.  
NIP 196202021988032001

Supervisor II




Prof. Dra. Luh Putu Artini, MA, Ph.D.  
NIP 196407141988102001




This thesis by Ni Putu Ayu Niya Loviyani has been successfully defended in front of the Board of Examiners and accepted as partial fulfillment of the requirements for the degree of Master in Education in English Education Study Program, Postgraduate Program, Ganesha University of Education.


Approved on July 24<sup>th</sup> 2024


by  
Board Examination

  
....., Dr. Dewa Putu Ramendra, S.Pd., M.Pd.  
NIP. 197910232003121001

  
....., Prof. Dr. I G A Lokita Purnamika Utami, S.Pd., M.Pd.  
NIP. 198304022006042001

  
....., Dr. Ni Putu Era Marsakawati, S.Pd., M.Pd.  
NIP. 1983031 420081 22 002

  
....., Prof. Dr. Ni Nyoman Padmadewi, M.A.  
NIP 196202021988032001

  
....., Prof. Dra. Luh Putu Artini, MA, Ph.D.  
NIP 196407141988102001

Acknowledged by  
Director of Post-Graduate Program,  
Ganesha University of Education



Prof. Dr. I Nyoman Jampel, M.Pd.  
NIP.195910101986031003

## STATEMENT LETTER

I hereby honestly state that this Post Graduate Thesis in Education entitled "Developing An Educational Game For Teaching English Vocabulary To Students With Autism Spectrum Disorder (Asd) in SLB N 1 Denpasar" that is written as a partial requirement for the degree of Master in Education is my own work. All of the information contained in this thesis which is derived from the work of others had been given an award by citing the name of the source authors correctly according to the academic norms, rules, and ethics. If it is discovered in the future that a portion or the whole thesis is not my original work or that there is a case of plagiarism, I willingly accept the consequence of my academic title withdrawal and other sanctions as postulated by Indonesian National Law.

Singaraja, July 24<sup>th</sup>2024

Statement by



Ni Putu Ayu Niya Loviyani

NIM. 2229081036

## ACKNOWLEDGEMENTS

The writer would like to express her greatest gratitude to the Almighty God, Ida Sang Hyang Widhi Wasa, for the blessings that this research paper entitled “Developing Autokids as an Educational Game For Teaching English Vocabulary To Students With Autism Spectrum Disorder (ASD) in SLB N 1 Denpasar” could be accomplished.

Then, the writer would like to thank those people who were offered invaluable assistance, guidance, suggestion, support, patience, and time along the journey of Autokids research and development. Thus, the writer would like to thank these lovable people.


1. Prof. Dr. Ni Nyoman Padmadewi, M.A. as the first supervisor, who had kindly given valuable guidance, inspiring ideas, advices, as well as motivations that help the writer until finishing this research. Without her this research would never finish.
2. Prof. Dra. Luh Putu Artini, M.A., Ph.D. as the second supervisor for the guidance, beneficial feedbacks, support, and countless time in helping the writer in finishing this research paper.
3. Prof. Dr. I.G.A Lokita Purnamika Utami, S.Pd., M.Pd. as the evaluator who give valuable suggestions, comments in the examination period.
4. Dr. Ni Putu Era Marsakawati, S.Pd., M.Pd. as the evaluator who also support the writer through valuable suggestions and comments in the examination period.
5. Dr. Ni Luh Putu Eka Sulistia Dewi, S.Pd., M.Pd. as the academic supervisor who advices and suggest the writer during this two years in postgraduate program
6. All of English Education Department Lecturers who had supported and given uncountable guidance, invaluable knowledge, inspirations and supports to the writer.
7. All teachers and students in SLB N 1 Denpasar who had given permission, information, hospitality, and kindness to the writer in the process of collecting data.
8. Putu Agustina Konita Dewi and Dewa Made Andhina Maretha Putri, as the

writer's best friend who support the writer until this phase

9. Gede Budi Setiawan as the writer assistance in developing Autokids who is successfully helped the writer in making this Autokids worked and finished.
10. The writer parents, Jero Nyoman Sedana Putra and Ni Nengah Ranti, who always support and believe to the writer with everything until the writer able to finish this research paper.
11. I Nyoman Gede Wisnu Adnyana who also become one of the biggest supporter for the writer and always believe in the writer in finishing this research.
12. Last but not least, I want to thank me for believing in me. I want to thank me for having no days off. I want to thank me for always trying and believe in every step and process in finishing this thesis. Thanks for always trying your best.

Finally, the writer hopes this research paper can be useful and beneficial for the development of media in teaching also the development of English language teaching-learning process. The writer really appreciated any constructive criticism, suggestion, and feedbacks which are needed for the improvement of this research paper.

Denpasar, July 24<sup>th</sup> 2024



Ni Putu Ayu Niya Loviyani

## TABLE OF CONTENTS

Acknowledgements.....	v
Abstract.....	vii
Table of Contents.....	ix
Table of Figures.....	xi
List of the Tables .....	xiii
List of Appendices .....	xv
<b>CHAPTER 1 INTRODUCTION .....</b>	<b>1</b>
1.1 Background of the study.....	1
1.2 Problem Identification.....	10
1.3 Limitation of the Study.....	10
1.4 Research Problem.....	11
1.5 The Objective of the Study.....	12
1.6 Significance of the Study.....	12
1.6.1 Theoretical Significance.....	12
1.6.2 Practical Significance.....	12
1.7 Definition of Variables.....	13
1.7.1 Conceptual Definition .....	13
1.7.1 Operational Definition.....	15
<b>CHAPTER II LITERATURE REVIEW</b>	
2.1 Theoretical Review.....	17
2.1.1 Autism Spectrum Disorder.....	17
2.1.2 Language .....	26
2.1.3 Teaching English for Children with ASD.....	35
2.1.4 Learning Media for Children with ASD .....	41
2.1.5 Young Learners.....	59
2.1.6 Vocabulary .....	61

2.2 Empirical Review .....	69
2.3 Conceptual Framework .....	83
<b>CHAPTER III RESEARCH METHOD</b>	
3.1 Research Design .....	85
3.2 Research Subject .....	87
3.3 Method of Data Collection .....	88
3.4 Research and Development Procedure .....	90
3.5 Instrument of Data Collection .....	91
3.6 Data Analysis Technique .....	107
<b>CHAPTER IV RESULT AND DISCUSSION</b>	
4.1 Results .....	109
4.1.1 The Needs of Autokids as Web-based Educational Vocabulary Game in Teaching English Vocabulary for Students with Autism .....	109
4.1.2 The Development Process of Autokids .....	122
4.1.3 The Quality of the Developed Product through the Expert Judgement .....	159
4.2 Discussion.....	184
4.3 Implication.....	188
<b>CHAPTER V CONCLUSION AND SUGGESTION</b>	
5.1 Summary.....	190
5.2 Conclusion.....	191
5.3 Suggestions.....	192
References .....	194
Appendices .....	200



## LIST OF THE TABLES

Table 3.1 The Method of Data Collection .....	88
Table 3.2 Observation Sheet for Need Analysis .....	91
Table 3.3 Syllabus Analysis.....	92
Table 3.4 Interview Guide for Teacher .....	95
Table 3.5 The Blueprint of Product Content Judgement Instrument. ....	96
Table 3.6 The Blueprint of Product Quality Judgement Instrument.....	98
Table 3.7 The Game Layout Rubric.....	99
Table 3.8 The Rubric of Playability .....	100
Table 3.9 The Rubrics of Material Experts.....	101
Table 3.10 Likert Scale Judgement Criteria.....	103
Table 3.11 The Rubric of Topic Experts that Connected with Syllabus Analysis.....	104
Table 3.12 Questionnaire of Teacher's Responses for Product Trial .....	106
Table 3.13 Guttman scale judgement criteria. ....	107
Table 3.14 The categories in rating autokids... ..	108
Table 3.15 The level of qualification by percentage.....	108
Table 4.1 Syllabus cheklist from the teacher .....	117
Table 4.2 Expert judgement for the syllabus analysis .....	120
Table 4.3 The Syllabus Analysis calculation in selecting the AUTOKIDS material .....	122
Table 4.4 Blue print of the AUTOKIDS media (1 <sup>st</sup> topic) .....	125
Table 4.5 Blue print of the AUTOKIDS media (2 <sup>nd</sup> topic) .....	125
Table 4.6 Blue print of the AUTOKIDS media (3 <sup>rd</sup> topic) .....	125
Table 4.7 Blue print of the AUTOKIDS media (4 <sup>th</sup> topic) .....	125
Table 4.8 Blue print of the AUTOKIDS media (5 <sup>th</sup> topic) .....	126
Table 4.9 Blue print of the AUTOKIDS media (6 <sup>th</sup> topic) .....	126
Table 4.10 Blue print of the AUTOKIDS media (7 <sup>th</sup> topic) .....	126
Table 4.11 Blue print of the AUTOKIDS media (8 <sup>th</sup> topic) .....	127
Table 4.12 The complete blue print of the supporting materials .....	127
Table 4.13 Expert judgement from the 1st material expert .....	136
Table 4.14 Expert judgement from the 2nd material expert .....	138

Table 4.15 Formula used in rating the material .....	140
Table 4.16 The calculation in rating the material .....	142
Table 4.17 The revision from the material experts .....	143
Table 4.18 Expert judgement from the 1st material expert .....	145
Table 4.19 Expert judgement from the 2nd material expert .....	147
Table 4.20 The calculation in rating material .....	149
Table 4.21 Expert judgement for the 1st media expert .....	161
Table 4.22 The rubric of playability used by the researcher .....	162
Table 4.23 Expert judgement for the 2nd media expert .....	164
Table 4.24 The rubric of playability used by the researcher .....	165
Table 4.25 The calculation of the media rating in the Autokids game .....	168
Table 4.26 The change after adding the back options .....	169
Table 4.27 The change after adding tutorials for the game .....	169
Table 4.28 Adding voice over and background .....	171
Table 4.29 Converting the web-application to.exe .....	172
Table 4.30 Expert judgement for the 1st media expert .....	172
Table 4.31 The rubric of playability used by the researcher .....	173
Table 4.32 Expert judgement for the 1st media expert .....	175
Table 4.33 The rubric of playability used by the researcher .....	176
Table 4.34 The calculation of the media rating in the Autokids .....	178
Table 4.35 Final prototype product .....	178
Table 4.36 The result of the teachers' questionnaire .....	183
Table 4.37 The criteria for practical media .....	184
Table 4.38 Revision after the trial of Autokids .....	185

## TABLE OF FIGURES

Figure 2.1 Conceptual framework of web-based educational vocabulary game for autism kids .....	72
Figure 3.1 Illustration of ADDIE model .....	86
Figure 3.2 Modified addie model prototype product .....	88
Figure 4.1 The picture of Media Designed (1st Topic) .....	129
Figure 4.2 The picture of Media Designed (2nd Topic) .....	130
Figure 4.3 The picture of Media Designed (3rd Topic) .....	130
Figure 4.4 The picture of Media Designed (4th Topic) .....	131
Figure 4.5 The picture of Media Designed (5th Topic) .....	131
Figure 4.6 The picture of Media Designed (6th Topic) .....	132
Figure 4.7 The picture of Media Designed (7th Topic) .....	132
Figure 4.8 The picture of Media Designed (8th Topic) .....	133
Figure 4.9 The logo of construct 2 application .....	151
Figure 4.10 The option of click file at the top left corner .....	151
Figure 4.11 Figures of set the identity and layout size .....	151
Figure 4.12 Dragging background to construct 2 .....	152
Figure 4.13 Result of the background dragged to the layout .....	152
Figure 4.14 Clicking the menu touch .....	152
Figure 4.15 Option mode sprite in the construct 2 .....	153
Figure 4.16 Adding multiple sprites to the background .....	153
Figure 4.17 Changing the speed of the sprite .....	153
Figure 4.18 Copying another sprite through holding the CTRL button .....	154
Figure 4.19 Adding frame to the working space .....	154
Figure 4.20 Moving the frame to the bottom of the layer .....	154
Figure 4.21 Result of the moving frame button .....	154
Figure 4.22 Adding exit, home, totle and next button .....	155
Figure 4.23 Adding letters to the layout .....	155
Figure 4.24 Adding the place for the right order of the letters .....	155
Figure 4.25 Inserting the logic to the game .....	156
Figure 4.26 Designing the layout for the memory game .....	156
Figure 4.27 Inserting the logic to make memory game .....	156

Figure 4.28 Designing layout of learning section .....	157
Figure 4.29 Inserting the layout to each topic.....	157
Figure 4.30 Adding logic to learning menu .....	158
Figure 4.31 Adding some actions to each asset .....	158
Figure 4.32 Adding logic to the learning section .....	158
Figure 4.33 Design and arrange the layout .....	159
Figure 4.34 Adding the layout for the result .....	159
Figure 4.35 Adding the logic for quiz section .....	160



## LIST OF APPENDICES

Appendix 1 Pre observation sheet .....	203
Appendix 2 Result of pre observation sheet .....	206
Appendix 3 Teacher's interview guide .....	208
Appendix 4 Result of T eachers interview guide .....	210
Appendix 5 Expert judgement rubric for the 1st media expert .....	211
Appendix 6 Result of expert judgement rubric for the 1st media expert .....	215
Appendix 7 Expert judgement rubric for the 1st media expert (after revision) ..	219
Appendix 8 Expert judgement rubric for the 2nd media expert .....	223
Appendix 9 Result of expert judgement rubric for the 2nd media expert .....	227
Appendix 10 Expert judgement rubric for the 2nd media expert (after revision) .....	231
Appendix 11 Expert judgement rubric for the 1st material expert .....	235
Appendix 12 Result of expert judgement rubric for the 1st material expert .....	239
Appendix 13 Expert judgement rubric for the 1st material expert (after revision) .....	242
Appendix 14 Expert judgement rubric for the 2nd material expert .....	245
Appendix 15 Result of expert judgement rubric for the 2nd material expert ....	249
Appendix 16 Expert judgement rubric for the 2nd media expert (after revision) .....	252
Appendix 17 Questionnaire for the students' responses .....	255
Appendix 18 Result of Questionnaire for the students' responses .....	263
Appendix 19 Syllabus .....	265
Appendix 20 Result of Syllabus Analysis Checklist .....	272
Appendix 21 Expert judgement (observation sheet) I .....	274
Appendix 22 Expert judgement (observation sheet) II .....	275
Appendix 23 Expert judgement (Interview guide) I .....	276
Appendix 24 Expert judgement (Interview guide) II .....	277
Appendix 25 Expert judgement (students' responses questionnaire) I .....	278
Appendix 26 Expert judgement (students' responses questionnaire) II .....	279
Appendix 27 Expert judgement (syllabus checklist) I .....	280
Appendix 28 Expert judgement (syllabus checklist) II .....	281

Appendix 29 Expert judgement (media expert) I .....	282
Appendix 30 Expert judgement (media expert) II .....	283
Appendix 31 Expert judgement (material expert) I .....	284
Appendix 32 Expert judgement (material expert) II .....	285
Appendix 33 Documentation .....	286

