

**DEVELOPING INFOGRAPHICS OF CAKEAPP BASED TEACHING
SPEAKING IDEAS FOR TOURISM VOCATIONAL HIGH SCHOOL
ENGLISH TEACHER IN 11th GRADE AT SMK NEGERI 2 SINGARAJA**



Disusun Oleh :

Gede Amerta Yasa (2012021062)

**PENDIDIKAN BAHASA INGGRIS
JURUSAN BAHASA ASING
FAKULTAS BAHASA DAN SENI
UNIVERSITAS PENDIDIKAN GANESHA
SINGARAJA
2023/2024**

**DEVELOPING INFOGRAPHICS OF CAKEAPP BASED TEACHING
SPEAKING IDEAS FOR TOURISM VOCATIONAL HIGH SCHOOL
ENGLISH TEACHER IN 11th GRADE AT SMK NEGERI 2 SINGARAJA**

SKRIPSI

Diajukan Kepada

Universitas Pendidikan Ganesha

Untuk Memenuhi Salah Satu Persyaratan dalam Menyelesaikan

Program Sarjana Pendidikan Bahasa Inggris

Oleh :

GEDE AMERTA YASA

NIM. 2012021062

PRODI PENDIDIKAN BAHASA INGGRIS

JURUSAN BAHASA ASING

FAKULTAS BAHASA DAN SENI

UNIVERSITAS PENDIDIKAN GANESHA

SINGARAJA

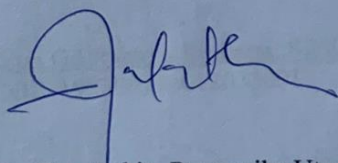
2024

SKRIPSI

**DIAJUKAN UNTUK MELENGKAPI TUGAS
DAN MEMENUHI SYARAT-SYARAT UNTUK
MENCAPAI GELAR SARJANA PENDIDIKAN**

Menyetujui

Pembimbing I,



Prof. Dr. IGA. Lokita Purnamika Utami, S.Pd., M.Pd.
NIP. 198304022006042001


Pembimbing II,



Dewa Ayu Eka Agustini, S.Pd., M.S.
NIP. 198108142009122002


Skripsi oleh Gede Amerta Yasa ini
telah dipertahankan di depan dewan penguji
Pada tanggal 5 Desember 2024

Dewan Penguji,



(Ketua)

Dr. Ni Luh Putu Eka Sulistia Dewi, S.Pd, M.Pd.
NIP. 198104192006042002




(Anggota)

Luh Gede Eka Wahyuni, S.Pd., M.Pd.
NIP. 198812012015042003




(Anggota)

Luh Gd Rahayu Budiarta, S.Pd., M.Pd.
NIP. 199309192018032001



(Anggota)

Prof. Dr. IGA Lokita Purnamika, S.Pd. M.Pd
NIP. 19830402206042001



(Anggota)

Dewa Ayu Eka Agustini, S.Pd., M.S.
NIP. 198108142009122002

Diterima oleh Panitia Ujian Fakultas Bahasa dan Seni
Universitas Pendidikan Ganesha
guna memenuhi syarat-syarat untuk mencapai gelar Sarjana Pendidikan

Pada


Hari : Kamis

Tanggal : 16 Januari 2025

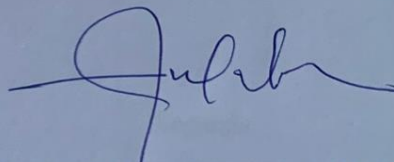
Mengetahui,

Ketua Ujian,

Sekretaris Ujian,




Dr. Ni Luh Putu Eka Sulistia Dewi, S.Pd, M.Pd.
NIP. 198104192006042002



Prof. Dr. IGA Lokita Purnamika, S.Pd. M.Pd
NIP. 19830402206042001

Mengesahkan,
Dekan Fakultas Bahasa dan Seni



Dr. I Gede Nurjaya, M.Pd.
NIP. 196503201990031002

PERNYATAN

Dengan ini saya menyatakan bahwa karya tulis ini yang berjudul “DEVELOPING INFOGRAPHICS OF CAKEAPP BASED TEACHING SPEAKING IDEAS FOR TOURISM VOCATIONAL HIGH SCHOOL ENGLISH TEACHER IN 11th GRADE AT SMK NEGERI 2 SINGARAJA” beserta seluruh isinya adalah benar-benar karya saya sendiri dan saya tidak melakukan penjiplakan dan pengutipan dengan cara tidak sesuai dengan etika yang berlaku dalam masyarakat keilmuan. Atas pernyataan ini, saya siap menanggung resiko/sanksi yang dijatuhkan kepada saya atau ada klaim terhadap keaslian karya saya ini.

Singaraja,

Yang membuat pernyataan,



Gede Amerta Yasa
NIM. 2012021062

ACKNOWLEDGEMENT

First of all, the writer would like to express gratitude to the God “Ida Sang Hyang Widhi Wasa” for blessing, health, and opportunity, so that the writer can finish this research. Because God’s blessing and writer’s efforts, this research entitled “Developing Infographics of CakeApp Based Teaching Speaking Ideas for Tourism Vocational High School English Teacher in 11th Grade at SMK Negeri 2 Singaraja” could be accomplished.

In the process of arranging this research, a lot of people contribute to help the writer provide information as well as data for this research. All of the dedication even in the tough situations and the process of conducting this research goes well. In this opportunity, the writer would like to show thankfulness and appreciation to the people as follows :

1. Prof. Dr. IGA Lokita Purnamika Utami, S.Pd., M.Pd., and Dewa Ayu Eka Agustini, S.Pd., M.S., as the writer’s supervisors, thank you for the guidance, academic advisor, support, and willingness to contribute in this research.
2. The examiners who provide feedback and evaluation on this thesis as well as the research. So, the writer has revised any mistakes in this research as well as the research on product development.
3. The writer also wants to express gratitude to the institution that has contributed both to Universitas Pendidikan Ganesha and SMK Negeri 2 Singaraja, especially in giving permission to the writer to conduct this research in the educational field.
4. Brenda Khanandi, S.Pd. as English teacher at SMK Negeri 2 Singaraja that willing to help the writer in collecting the data of this research consistently.
5. The writer’s family, My beloved mother Mrs. Kadek Kartika, and My beloved

brothers Mr. Kadek Merta Sedana and Mr. Komang Suma Jaya who always care, love, and support the author in every condition and situation. Special thanks to my late father Mr. Nyoman Arnawa who has taken care of me since birth and may peace be on God's side.

6. The last is for all of my friends, the English Language Education lecturers, and Colleagues who are patient and often together in solving problems during the educational process in Universitas Pendidikan Ganesha

Singaraja, 20 September 2024

Gede Amerta Yasa

TABLE OF CONTENTS

ACKNOWLEDGEMENT.....	iii
ABSTRACT.....	v
TABLE OF CONTENTS.....	vii
LIST OF TABLES.....	ix
LIST OF FIGURES.....	xi
CHAPTER I.....	12
INTRODUCTION.....	12
1.1 Research Background.....	12
1.2 Problem Identification.....	18
1.3 Research Limitation.....	20
1.4 Research Questions.....	21
1.5 Research Objectives.....	21
1.6. Research Significance.....	22
1.7 Products Specifications.....	24
1.8 Products Limitations.....	25
CHAPTER II.....	26
REVIEW OF RELATED LITERATURE.....	26
2.1 Theoretical Review.....	26
2.1.1 Teaching Speaking for EFL Students.....	26
2.1.2 Usage and Benefit of Infographics of CakeApp Being Developed.....	28
2.1.3 Purpose of Infographics of CakeApp Based Teaching Speaking Ideas.....	32
2.1.4 Instructional Design and Technology (IDT) Model.....	33
2.1.5 Criteria of Good Teaching and Learning Media.....	35
2.1.6 ICT and CakeApp.....	36
2.1.7 Developing Content and Media Expert Judgement Validation.....	40
2.2 Empirical Review.....	41
2.2.1 Review of Previous Research.....	41

CHAPTER III.....	45
RESEARCH METHODS.....	45
3.1 Design and Development Research.....	45
3.2 Research Setting.....	50
3.3 Research Subject.....	50
3.4 Research Object.....	51
3.5 Method of Data Collection.....	51
3.6 Instrument of Data Collection.....	54
3.7 Procedure of Data Collection.....	67
3.8 Research Validation.....	68
4.9 Method of Data Analysis.....	70
CHAPTER IV.....	72
FINDINGS AND DISCUSSIONS.....	73
4.1 Research Findings.....	73
4.1.1 Analysis Stage.....	73
4.1.2 Design Stage.....	77
4.1.3 Development Procedures.....	81
4.1.4 Evaluation Procedures.....	106
4.2 Discussions.....	113
4.3 Implications.....	118
CHAPTER V.....	119
CLOSURE.....	119
5.1 Summary.....	119
5.2 Conclusion.....	120
5.3 Suggestion.....	121
REFERENCES.....	123
APPENDICES.....	128

LIST OF TABLES

Table 3.1 Method and Instrument of Data Collection.....	41
Table 3.2 Matrix of Syllabus Analysis.....	44
Table 3.3 Blueprint of Infographics.....	48
Table 3.4 Content Expert Judgement Validation.....	50
Table 3.5 Product Expert Judgement Validation.....	51
Table 3.6 Infographic Refinement Sheet.....	52
Table 3.7 Observation on Teaching Speaking.....	54
Table 3.8 Questions Guidance for Informal Interview.....	55
Table 3.9 User’s Review Sheet.....	56
Table 3.10 Results of Instrument Validation (Content Expert Judgement).....	58
Table 3.11 Results of Instrument Validation (Media Expert Judgement).....	59
Table 4.1 Blueprint of Infographics Result.....	69
Table 4.2 Lesson Plans Illustrations in Overall the Infographics (QR code).....	81
Table 4.3 Assessment Rubric 1.....	82
Table 4.4 Assessment Rubric 2	82
Table 4.5 QR code sample.....	84
Table 4.6 Product Revision 1.....	85
Table 4.7 Product Revision 2.....	87
Table 4.8 Product Revision 3.....	89

Table 4.9 Product Revision 4.....	91
Table 4.10 Product Revision 5.....	92
Table 4.11 Final Infographics (After Revision).....	94
Table 4.12 Result of Content Expert Judgement Rubric.....	98
Table 4.13 Criteria in Rating the Quality of the Content in the Product.....	98
Table 4.14 Rating or Categorize the Quality of Content in the Product.....	100
Table 4.15 Result of Media Expert Judgement Rubric.....	101
Table 4.16 Rating the Quality of Product.....	103

LIST OF FIGURES

Figure 1 Research Steps (Richey & Klein, 2014).....	33
Figure 2 Canva Displays.....	76
Figure 3 Template Feature.....	77
Figure 4 Text Arrangement.....	78
Figure 5 Graphic Icons Selection.....	78
Figure 6 Organized Graphic Icons.....	79
Figure 7 Analyzing CakeApp Content.....	80
Figure 8 Documentation of Conducting Observation 1.....	133
Figure 9 Documentation of Conducting Observation 2.....	133
Figure 10 Documentation of Conducting Observation 3.....	134
Figure 11 Documentation of Conducting Interviews.....	137