

**ADSORPTION OF REMAZOL BRILLIANT BLUE R  
DYE USING ACTIVATED CARBON FROM  
MARIGOLD (*Tagetes erecta*) STEM WASTE**

**THESIS**

**Submitted to**

**Ganesha University of Education**

**To Fulfill One of the Requirements for Completing**

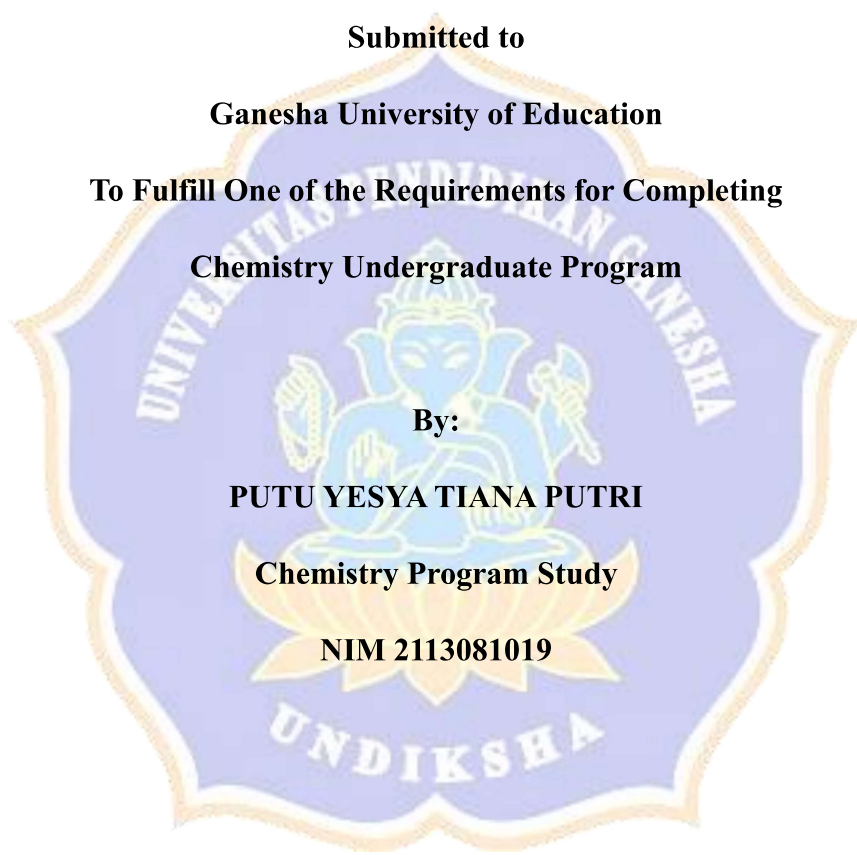
**Chemistry Undergraduate Program**

**By:**

**PUTU YESYA TIANA PUTRI**

**Chemistry Program Study**

**NIM 2113081019**



**CHEMISTRY STUDY PROGRAM**

**CHEMISTRY DEPARTMENT**

**MATHEMATICS AND NATURAL SCIENCE FACULTY**

**GANESHA UNIVERSITY OF EDUCATION**

**SINGARAJA**

**2025**

# THESIS

**SUBMITTED TO COMPLETE THE ASSIGNMENT  
AND FULFILL THE REQUIREMENTS TO ACHIEVE  
A BACHELOR'S DEGREE IN CHEMISTRY**

**Approved**

Supervisor I,



Ni Putu Sri Ayuni, S.Si., M.Sc.  
NIP.198110292008122002

Supervisor II,



Ni Luh Putu Ananda Saraswati, S.Si., M.Si.  
NIP.199410022019032013

Thesis by Putu Yesya Tiana Putri

It has been defended before the examining board

On the date February 6, 2025

The Examiner,



Ni Putu Sri Ayuni, S.Si., M.Sc.  
NIP. 19811029200122002

(Chairman)



Ni Luh Putu Ananda Saraswati, S.Si., M.Si.  
NIP. 199410022019032013

(Member)



Dr. rer. nat. I Gusti Ngurah Agung Suryaputra, S.T., M.Sc.  
NIP. 197712172003121002

(Member)



Dr. I Putu Parwata, S.Si., M.Si.  
NIP. 197806032002121004

(Member)

Accepted by the Examination Committee of the Faculty of Mathematics and Natural Sciences

Ganesha University of Education

To fulfill the requirements for achieving a bachelor's degree in education

On:

Day : Friday

Date : February 6, 2025

Signed,

Exam Chairman,

Exam Secretary,



Dr. I W. Puja Astawa, S.Pd., M.Stat.Sci.

NIP.196901161994031001



Ni Luh Putu Ananda Saraswati, S.Si., M.Si.

NIP.199410022019032013

Approved

Dean of the Faculty of Mathematics and Natural Sciences



Dr. I Wayan Sukra Warpala, S.Pd., M.Sc.

NIP. 196710131994031001

## STATEMENT LETTER

I hereby confirm that the written work "Adsorption Of Remazol Brilliant Blue R Dye Using Activated Carbon From Marigold (*Tagetes erecta*) Stem Waste" and all its contents are entirely my work and that I have not plagiarized or quoted in any way. The methods employed do not adhere to the ethical standards of the scientific community. As indicated by this statement, I am prepared to accept the risks and obligations that may be placed on me if a breach of scientific ethics is subsequently identified in my work.

Singaraja, February 6 2025

Who issues the statement,

A handwritten signature in blue ink is written over a yellow rectangular stamp. The stamp features the Garuda Pancasila emblem and the text "METERAI TEMPEL" and "090CAMX015766781".

METERAI  
TEMPEL  
090CAMX015766781

Putu Yesya Tiana Putri

NIM 2113081019



## **WORD OF DEDICATION**

I offer my devotion and gratitude to Ida Sang Hyang Widhi Wasa/ Almighty God, who has given me infinite love, and always guided and blessed me at every step of my life's journey.

### **My Beloved Father and Mother**

I dedicate this thesis to my beloved parents, my father I Nyoman Suradnya and my mother Kadek Sutami who tirelessly provide love, happiness, and support for all decisions and choices in my life, and never stop praying for me. Thank you so much, my beloved father and mother, your blessing made me able to continue my Master's Degree in Taiwan and achieve my dreams.

### **My Dearest Siblings**

Not forgetting my two younger siblings who I truly love, Kadek Ivon Tiana Putri and Komang Audi Bian Suria. Thank you for being the best siblings ever and providing love, happiness, and support in everything I went through.

### **Dear Supervisor**

Thank you to Mrs. Ni Putu Sri Ayuni, S.Si., M.Sc. and Mrs. Ni Luh Putu Ananda Saraswati, S.Si., M.Si. who have assisted and guided me sincerely from the research process until I reached the stage where I wrote this thesis.

### **Dear Master's Degree Supervisor at MCUT**

Thank you to my Master's Degree Supervisor at MCUT Dr. Kim Hoong Ng who has assisted and mentored me extensively during the research process up to the thesis writing.

### **My Wonderful Best Friend**

To my best friends Ni Luh Wayan Sukartini and Kadek Rosila Putri who consistently helped me in the research phase through to thesis preparation. I appreciate the enthusiasm, joy, and motivation that you gave me in everything I went through.

### **Amazing Labmates**

Thank you to Leo, Rouf, and Shaju, who have been my amazing labmates at MCUT and assisted me with pleasure in my research. Thank you for sharing your cheerfulness and kindness.

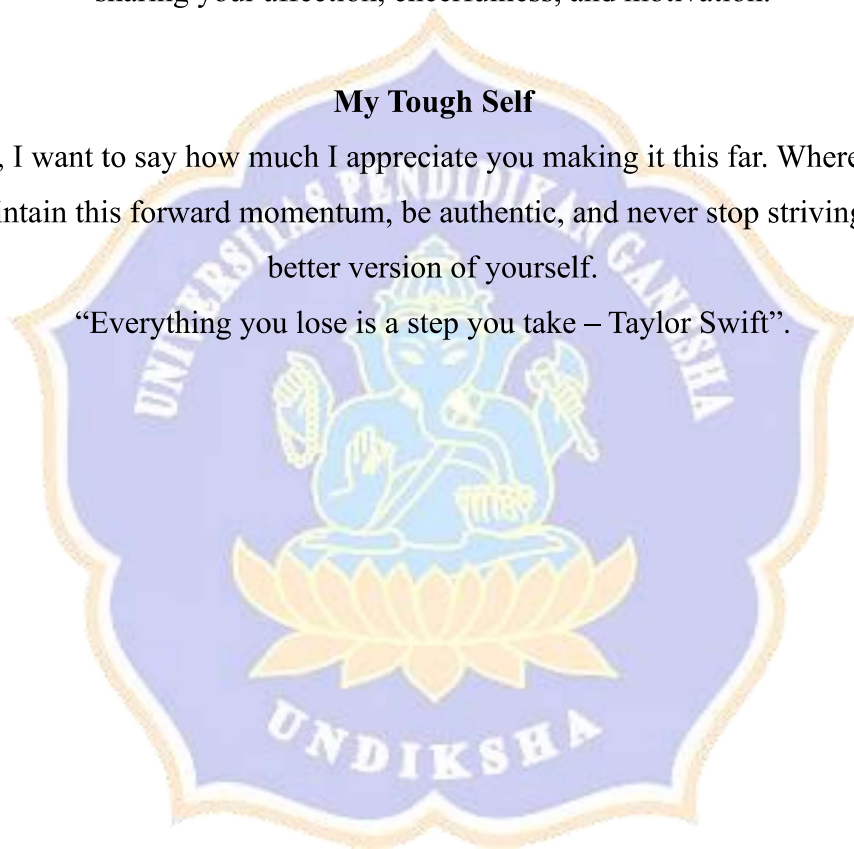
### **Best Friends in Arms Abroad**

To the family of room 733: Diah, Novi, Cecilia, Joice, and Putri. You were the most wonderful friend I met during my study abroad experience. Thank you for sharing your affection, cheerfulness, and motivation.

### **My Tough Self**

Finally, I want to say how much I appreciate you making it this far. Wherever you go, maintain this forward momentum, be authentic, and never stop striving to be a better version of yourself.

“Everything you lose is a step you take – Taylor Swift”.





## FOREWORD

Praise and gratitude the author prays to the presence of Almighty God/ Ida Sang Hyang Widhi Wasa because by grace the author was able to complete the thesis entitled "Adsorption of Remazol Brilliant Blue R Dye Using Activated Carbon From Marigold (*Tagetes erecta*) Stem Waste". This thesis was prepared to fulfill the requirements for achieving a Bachelor's degree in Chemistry at the Ganesha University of Education.

The preparation of this thesis certainly cannot be separated from the help of various parties, namely On this occasion the author would like to thank:

1. Dr. I Wayan Sukra Warpala, S.Pd., M.Sc., as Dean of the Faculty of Mathematics and Natural Sciences for the motivation and facilities provided so that the author could complete his studies according to the study program.
2. Prof. Dr. I Nyoman Suardana, M.Si. as Chair of the Chemistry Department for motivation given in the completion of this thesis.
3. Ni Luh Putu Ananda Saraswati, S.Si., M.Si., as Study Program Coordinator Chemistry and also Supervisor II who has provided guidance, direction, The author's instructions, and motivation in completing this thesis.
4. Ni Putu Sri Ayuni, S.Si., M.Sc. as Supervisor I has provided guidance, direction, instructions, and motivation to the writer
5. Lecturer staff and laboratory staff in the Chemistry Department who are willing to provide facilities and services during lectures and preparation thesis.
6. A family that always provides prayers and support both morally and spiritually during the study, research, and preparation of the thesis.

The author realizes that there are shortcomings in this thesis, by Therefore, the author hopes for criticism and suggestions to improve writing quality. Hopefully, this thesis can make a positive contribution to the development of science.

Singaraja, February 6 2025

The Author

## TABLE OF CONTENT

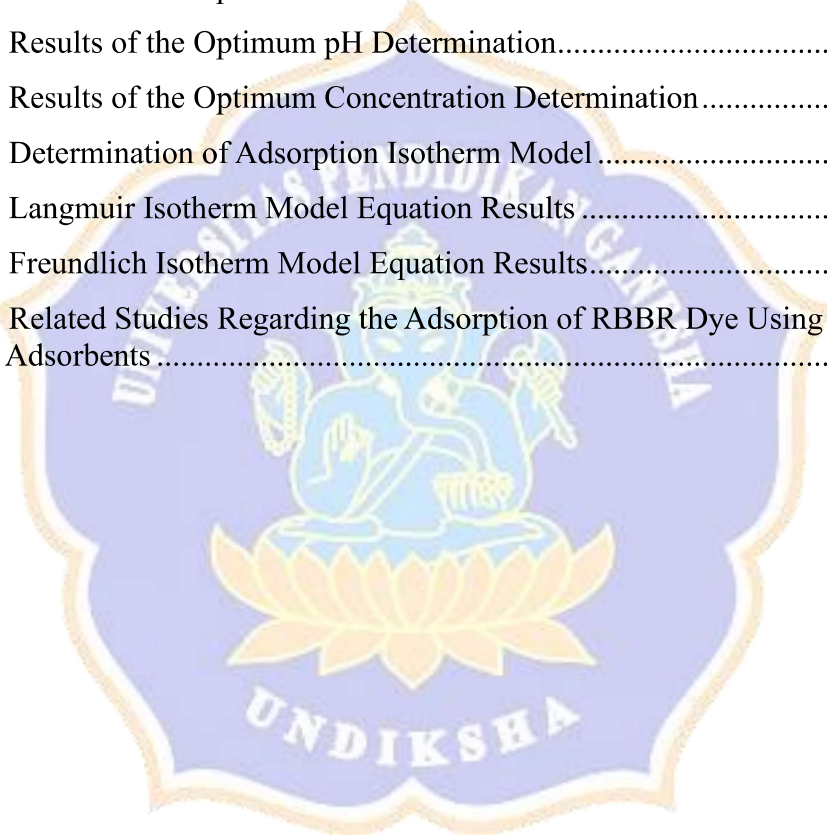
<b>FOREWORD</b> .....	<b>i</b>
<b>TABLE OF CONTENT</b> .....	<b>ii</b>
<b>LIST OF TABLES</b> .....	<b>iv</b>
<b>LIST OF FIGURES</b> .....	<b>v</b>
<b>LIST OF ATTACHMENTS</b> .....	<b>vi</b>
<b>ABSTRACT</b> .....	<b>vii</b>
<b>ABSTRAK</b> .....	<b>viii</b>
<b>CHAPTER I INTRODUCTION</b> .....	<b>1</b>
1.1 Research Background.....	1
1.2 Problem Identification.....	5
1.3 Research Purposes.....	5
1.4 Research Significance .....	6
<b>CHAPTER II LITERATURE REVIEW</b> .....	<b>7</b>
2.1 Activated Carbon.....	7
2.2 Marigold Stems ( <i>Tagetes erecta</i> ) .....	9
2.3 Remazol Brilliant Blue R.....	10
2.4 Sulfuric Acid (H <sub>2</sub> SO <sub>4</sub> ).....	13
2.5 Adsorption Studies .....	14
2.4.1 Adsorption Isotherm Model .....	18
<b>CHAPTER III RESEARCH METHODS</b> .....	<b>21</b>
3.1 Research Design.....	21
3.2 Equipment, Materials, and Instruments .....	22
3.3 Research Methods .....	22
3.3.1 Production of Activated Carbon from Marigold Stems Waste.....	22
3.3.2 Carbon Activation Process .....	23
3.3.3 Characterization of Activated Carbon.....	23
3.3.4 Adsorption of RBBR Dyes.....	24
3.4 Data Analysis .....	25
<b>CHAPTER IV RESULT AND DISCUSSION</b> .....	<b>27</b>
4.1 Characterization of Activated Carbon from Marigold ( <i>Tagetes erecta</i> ) Stems Waste .....	27
4.1.1 Proximate Analysis .....	27

4.1.2 Morphology Analysis .....	31
4.1.3 Functional Group Analysis .....	33
4.2 Adsorption of RBBR.....	35
4.2.1 RBBR Calibration Curve .....	35
4.2.2 Determination of Optimum Time.....	37
4.2.3 Determination of Optimum pH.....	39
4.2.4 Determination of Optimum Concentration .....	41
4.3 Determine the Adsorption Isotherm Model.....	43
4.3.1 Langmuir Isotherm Model .....	44
4.3.2 Freundlich Isotherm Model.....	45
<b>CHAPTER V CONCLUSION .....</b>	<b>49</b>
5.1 Conclusion.....	49
5.2 Suggestion.....	50
<b>REFERENCES.....</b>	<b>51</b>
<b>ATTACHMENT .....</b>	<b>61</b>



## LIST OF TABLES

Table	Page
Table 2.1 The Specifications Given in the SNI 06-3730-1995 Determine the Quality Criteria for Activated Carbon.....	9
Table 2.2 Synthetic Dyes Classes.....	11
Table 2.3 Physical and Chemical Characteristics of RBBR .....	12
Table 4.1 Proximate Analysis of Activated Carbon .....	28
Table 4.2 Absorbance Results of RBBR Solution in Different Concentrations....	36
Table 4.3 Results of the Optimum Contact Time Determination.....	37
Table 4.4 Results of the Optimum pH Determination.....	40
Table 4.5 Results of the Optimum Concentration Determination.....	42
Table 4.6 Determination of Adsorption Isotherm Model .....	44
Table 4.7 Langmuir Isotherm Model Equation Results .....	44
Table 4.8 Freundlich Isotherm Model Equation Results.....	45
Table 4.9 Related Studies Regarding the Adsorption of RBBR Dye Using Different Adsorbents .....	48



## LIST OF FIGURES

Figure	Page
Figure 2.1 Marigold ( <i>Tagetes erecta</i> ).....	10
Figure 2.2 Remazol Brilliant Blue R Molecular Structure .....	13
Figure 3.1 Research Design .....	21
Figure 4.1 TGA Analysis of Activated Carbon .....	28
Figure 4.2 (a-d) SEM Image of Carbon from Marigold Stem Waste Before Activated .....	31
Figure 4.3 (a-d) SEM Image of Activated Carbon from Marigold Stem Waste using H <sub>2</sub> SO <sub>4</sub> .....	32
Figure 4.4 (a) FTIR Spectra of Carbon Before Activated (b) FTIR Spectra of Activated Carbon .....	34
Figure 4.5 Maximum Wavelength of RBBR.....	36
Figure 4.6 Calibration Curve of RBBR Dye Solution .....	37
Figure 4.7 The Optimum Time Curve.....	38
Figure 4.8 The Optimum pH Curve .....	40
Figure 4.9 The Adsorption Efficiency Curve .....	42
Figure 4.10 Adsorption Isotherm Model According to The Langmuir Isotherm Model .....	44
Figure 4.11 Adsorption Isotherm Model According to The Freundlich Isotherm Model .....	45

## LIST OF ATTACHMENTS

Attachment	Page
Attachment 1. Preparation of H <sub>2</sub> SO <sub>4</sub> Solution.....	60
Attachment 2. Preparation of Remazol Brilliant Blue R dye for Calibration Curve .....	60
Attachment 3. Preparation of RBBR Dye Solution to Determine Optimum Contact Time, pH, and Concentration Adsorption .....	62
Attachment 4. Determination of Optimum Contact Time.....	65
Attachment 5. Determination of Optimum pH .....	65
Attachment 6. Determination of Optimum Concentration.....	66
Attachment 7. Determination of Adsorption Isotherm Model .....	67
Attachment 8. Determination of Adsorption Capacity.....	69
Attachment 9. Documentation .....	70

