

**DEVELOPING MULTILINGUAL THEMATIC
PICTURE DICTIONARY AS MEDIA TO SUPPORT
LITERACY IN ENGLISH LANGUAGE CLASS FOR
FIFTH GRADE ELEMENTARY SCHOOL STUDENTS
IN BALI**



**OLEH
NI MADE SUNIYASIH
NIM 1612021058**

**PROGRAM STUDI PENDIDIKAN BAHASA INGGRIS
JURUSAN BAHASA ASING
FAKULTAS BAHASA DAN SENI
UNIVERSITAS PENDIDIKAN GANESHA
SINGARAJA
2020**

**DEVELOPING MULTILINGUAL THEMATIC PICTURE DICTIONARY
AS MEDIA TO SUPPORT LITERACY IN ENGLISH LANGUAGE CLASS
FOR FIFTH GRADE ELEMENTARY SCHOOL STUDENTS IN BALI**

Diajukan kepada

Universitas Pendidikan Ganesha

Untuk Memenuhi Salah Satu Persyaratan dalam Menyelesaikan

Program Sarjana Pendidikan Bahasa Inggris



OLEH

Ni Made Suniyasih

NIM 1612021058

PROGRAM STUDI PENDIDIKAN BAHASA INGGRIS

JURUSAN BAHASA ASING

FAKULTAS BAHASA DAN SENI

UNIVERSITAS PENDIDIKAN GANESHA

SINGARAJA

2020

SKRIPSI

**DIAJUKAN UNTUK MELENGKAPI TUGAS DAN MEMENUHI
PERSYARATAN UNTUK MENCAPAI GELAR SARJANA PENDIDIKAN**



Menyetujui

Pembimbing I,

A handwritten signature in blue ink, appearing to be 'Rm' with a long horizontal stroke extending to the right.

Prof. Dr. Ni Made Ratminingsih, M.A.
NIP. 196609081991022002

Pembimbing II,

A handwritten signature in blue ink, consisting of a vertical line and a diagonal line crossing it at the bottom.

Dr. I Gede Budasi, M. Ed.
NIP. 195812311985031022

Skripsi oleh Ni Made Suniyasih ini
telah dipertahankan di depan dewan penguji
pada tanggal 6 Juli 2020


Dewan Penguji,



Dr. Dewa Putu Ramendra, S.Pd., M.Pd.
NIP. 197609022000031001

(Ketua)

Penguji I,



Kadek Sintya Dewi, S.Pd., M.Pd.
NIP. 198803232015042004

(Anggota)

Penguji II,



Prof. Dr. Ni Made Ratminingsih, M.A.
NIP. 196609081991022002

(Anggota)

Penguji III,



Dr. I Gede Budasi, M. Ed.
NIP. 195812311985031022

(Anggota)



Diterima oleh Panitia Ujian Fakultas Bahasa dan Seni
Universitas Pendidikan Ganesha
guna memenuhi syarat-syarat untuk mencapai gelar sarjana pendidikan

Pada:

Hari : Jumat

Tanggal : 24 Juli 2020



Mengetahui,

Ketua Ujian,

Sekretaris Ujian,

Dr. Dewa Putu Ramendra, S.Pd., M.Pd.
NIP. 197609022000031001

Luh Diah Surya Adnyani, S.Pd., M.Pd.
NIP. 198309232008122001

Mengesahkan

Dekan Fakultas Bahasa dan Seni



Prof. Dr. I Made Sutarna, M.Pd.
NIP. 196004241986031002

PERNYATAAN

Dengan ini saya menyatakan bahwa skripsi yang berjudul **“Developing Multilingual Thematic Picture Dictionary as Media to Support Literacy in English Language Class for Fifth Grade Elementary School Students in Bali”** beserta seluruh isinya adalah benar-benar karya sendiri, dan saya tidak melakukan penjiplakan dan mengutip dengan cara-cara yang tidak sesuai dengan etika yang berlaku dalam masyarakat keilmuan. Atas pernyataan ini, saya siap menanggung resiko atas sanksi yang dijatuhkan kepada saya apabila dikemudian hari ditemukan adanya pelanggaran atau etika keilmuan dalam karya saya ini, atau ada kalim terhadap keaslian karya saya ini.



Singaraja, 6 Juli 2020

Yang membuat pernyataan



Ni Made Suniyasih
NIM. 1612021058

ACKNOWLEDGEMENT

First of all, the researcher's gratitude is given to Ida Sang Hyang Widhi Wasa, who give the researcher energy in composing this research paper entitled, **“Developing Multilingual Thematic Picture Dictionary As Media To Support Literacy In English Language Class For Fifth Grade Elementary School Students In Bali”**. The researcher appreciation is also extended to the numbers of people who gave the researcher supports and motivation, they are:

1. My dearest family; Alm. I Nyoman Sudarsana and Ni Made Ekonomi Astini (parent), I Gede Eko Suka Buwana (older brother) who always give love, supports, and motivations during the researcher's study.
2. Prof. Dr. Ni Made Ratminingsih, M.A. as the first supervisor who kindly gave beneficial feedback, encouraging ideas, warm and supportive suggestions, as well as motivations that enable the writer to complete this research paper a lot.
3. Dr. I Gede Budasi, M. Ed. as the second supervisor who kindly provided useful suggestions, advice, warm and supportive suggestion, as well as the motivation for the researcher.
4. All of the ELE lecturers who gave supports and guidance during studying in English Language Education.
5. The fifth grade elementary school students and teachers from two different elementary schools who were the subject of this study as they have been sources of valuable data.
6. The headmaster of two schools who gave the researcher permission in doing this study.

The researcher expects that the result of this research can be beneficial for the readers whether it is in academic or non-academic field. The researcher does hope this paper includes all the information that the readers want to find to.

Singaraja, July 6, 2020

Ni Made Suniyasih



TABLE OF CONTENTS

ACKNOWLEDGEMENT	i
ABSTRACT	iii
TABLE OF CONTENTS	v
LIST OF TABLES	viii
LIST OF FIGURES	ix
LIST OF CHARTS	x
LIST OF APPENDICES	xi
CHAPTER I	
INTRODUCTION	1
1.1 Research Background	1
1.2 Problem Identification.....	4
1.3 Research Questions	5
1.4 Research Objectives	5
1.4.1 Research Objectives	5
1.4.2 Research Objectives	5
1.5 The Specification of the Product	6
1.6 Significance of the Research.....	6
1.6.1 Theoretical Significance	7
1.6.2 Practical Significance	7
1.7 Scope of Research	8
1.8 Definition of Key Terms	8
1.8.1 Conceptual Definition	8
1.8.2 Operational Definition	11
CHAPTER II	
REVIEW RELATED LITERATURE	13
2.1 Theoretical Review	13
2.1.1 Literacy Skill.....	13
2.1.1.1 Definition of Literacy Skill.....	13

2.1.2	Media.....	14
2.1.3	Dictionary.....	16
2.1.3.1	The Nature of Dictionary.....	16
2.1.3.2	Kinds of Dictionary.....	17
2.1.4	The Criteria of A Good Multilingual Thematic Picture Dictionary	21
2.1.5	The Step in Developing A Dictionary.....	23
2.1.6	Young Learner.....	24
2.1.7	Needs Analysis.....	25
2.2	Empirical Review	27


CHAPTER III

RESEARCH METHODS	32
3.1 Research Design	32
3.2 Subjects of the Research	34
3.3 Method of Data Collection	35
3.3.1 Observation.....	35
3.3.2 Interview.....	35
3.3.3 Questionnaire.....	36
3.3.4 Document Analysis.....	37
3.4 Research Instruments	37
3.4.1 Observation Sheet.....	37
3.4.2 Interview Guide.....	38
3.4.3 Questionnaire.....	38
3.4.4 Syllabus.....	39
3.4.5 Expert Judgment.....	39
3.5 Procedures of Data Collection	40
3.6 Data Analysis	42

CHAPTER IV

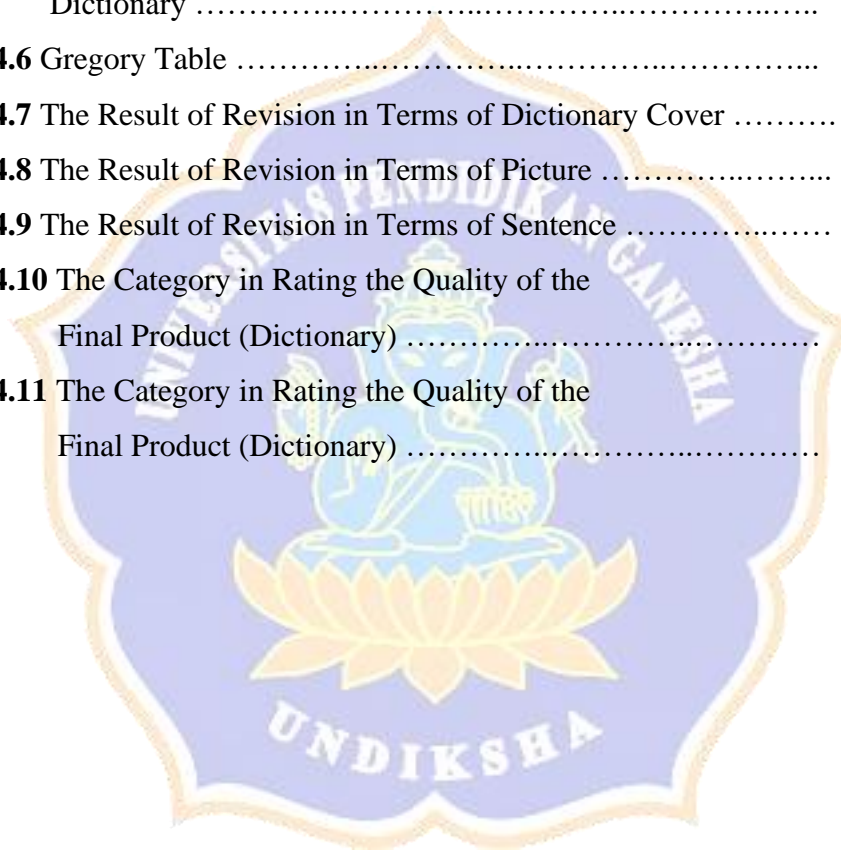
FINDINGS AND DISCUSSION	44
4.1 Findings	44

4.1.1	Analysis	44
4.1.2	Design	61
4.1.3	Development	74
4.1.4	Evaluation	84
4.2	Discussion	94
4.3	Implication	102
 CHAPTER V		
	SUMMARY, CONCLUSION, AND SUGGESTION	103
5.1	Summary	103
5.2	Conclusion	105
5.3	Suggestion	106
	REFERENCES	108
	APPENDICES	113



LIST OF TABLE

Table 3.1 The Categories in Rating the Quality of Media	42
Table 4.1 The Analysis of Fifth Grade Elementary School Syllabus	58
Table 4.2 The List of Words	62
Table 4.3 The Result of Filtering and Arranging the List of Words	66
Table 4.4 The List of Relevant Vocabularies/Words	68
Table 4.5 The Result of Giving Meaning to the Words in the Dictionary	71
Table 4.6 Gregory Table	84
Table 4.7 The Result of Revision in Terms of Dictionary Cover	85
Table 4.8 The Result of Revision in Terms of Picture	86
Table 4.9 The Result of Revision in Terms of Sentence	89
Table 4.10 The Category in Rating the Quality of the Final Product (Dictionary)	90
Table 4.11 The Category in Rating the Quality of the Final Product (Dictionary)	93



LIST OF FIGURE

Figure 3.1 Illustration of Richey and Klein (2007) D&D Model	32
Figure 4.1 The Layout of the Cover	75
Figure 4.2 The Process of Trimming the Picture	75
Figure 4.3 The Process of Arranging the Picture on the Layout	76
Figure 4.4 The Result after Arranging the Pictures	76
Figure 4.5 The Process in Making the Tittle	77
Figure 4.6 The Result of Making the Tittle	77
Figure 4.7 The Result of the Cover	78
Figure 4.8 The First Step in Making Layout of the Dictionary	78
Figure 4.9 The Setting of Margin and Orientation	79
Figure 4.10 The Setting of Paper Size	79
Figure 4.11 The Tittle of the Theme	80
Figure 4.12 The Setting of Column	80
Figure 4.13 The Making of Table for the Word	81
Figure 4.14 The Inserting Word into the Column	81
Figure 4.15 The Inserting Sentences into the Column	82
Figure 4.16 The Inserting Picture into the Column	82
Figure 4.17 The Setting of the Picture Size	83
Figure 4.18 The Final Result of the Dictionary	83

LIST OF CHART

Chart 4.1 Students' response to whether students like to learn English through game	51
Chart 4.2 Students' response to whether students like to learn English through singing English song	52
Chart 4.3 Students' response to whether the students like to learn English through observing picture.....	52
Chart 4.4 Students' response to whether the students like to learn English through watching a video in English	53
Chart 4.5 Students' response to whether students like to learn English through listening to their teacher's explanation	54
Chart 4.6 Students' response to whether students like to use an English textbook in learning English.....	54
Chart 4.7 Students' response to whether students like to use student worksheet (<i>Lembar Kerja Siswa</i>) in learning English.....	55
Chart 4.8 Students' response to whether students like to use dictionary while learning English	56
Chart 4.9 Students' response to whether students like to use outline which is given by the teacher in learning English.....	56
Chart 4.10 Students' response to whether students like to use exercise in learning English.....	57
Chart 4.11 Students' response to whether students need dictionary in learning English.....	58

LIST OF APPENDICES

APPENDIX 1 The Example of Final Product (Dictionary)	113
APPENDIX 2 Observation Sheet	115
APPENDIX 3 Teacher's Interview Guide	116
APPENDIX 4 Students' Interview Guide	118
APPENDIX 5 Questionnaire for Students	119
APPENDIX 6 Fifth Elementary School Syllabus	121
APPENDIX 7 Result of Observation Sheet	131
APPENDIX 8 Result of Teachers' Interview	133
APPENDIX 9 Result of Student's Interview	138
APPENDIX 10 Result of Questionnaire for Students	140
APPENDIX 11 Samples of Questionnaire for Students	142
APPENDIX 12 The Instrument of Content Validity Judgment	146
APPENDIX 13 The Result of Content Validity Judgment by an English-Bahasa Indonesia Expert	148
APPENDIX 14 The Result of Content Validity Judgment by a Balinese Expert	150
APPENDIX 15 The Instrument of Quality Judgment by Expert	152
APPENDIX 16 The Result of Quality Judgment by Expert (English-Bahasa Indonesia)	155
APPENDIX 17 The Result of Quality Judgment by Expert (Balinese)	161
APPENDIX 18 The Instrument of Quality Judgment by User	164
APPENDIX 19 The Result of Quality Judgment by User 1	167
APPENDIX 20 The Result of Quality Judgment by User 2	170
APPENDIX 21 Surat Keterangan Mengadakan Penelitian	173
APPENDIX 22 Documentation	175