

LAMPIRAN 1 SURAT IJIN PENELITIAN



KEMETERIAN PENDIDIKAN DAN KEBUDAYAAN
UNIVERSITAS PENDIDIKAN GANESHA
FAKULTAS EKONOMI

Jalan Udayana No. 11 Singaraja-Bali. Telepon : (0362) 26830
Email : feundiksha@gmail.com Website : <http://www.fe.undiksha.ac.id/>

Nomor : 87/UN48.13.1/DL/2020

Singaraja, 14 Januari 2020

Lamp. : -

Hal : *Pengumpulan Data*

Kepada Yth. Station Manager In Charge Ninja Xpress Mini Station Singaraja
di
Tempat

Dengan Hormat,

Wakil Dekan I Fakultas Ekonomi Universitas Pendidikan Ganesha menerangkan bahwa mahasiswa/i tersebut dibawah ini :

Nama : Putu Ngurah Surya Widianara
NIM. : 1517051330
Fakultas : Ekonomi
Jurusan/Prodi : Ekonomi & Akuntansi/Akuntansi Program S1

Bermaksud mengadakan penelitian lapangan untuk menempuh atau menyusun tugas akhir, skripsi dan melengkapi tugas lainnya. Sehubungan dengan hal tersebut, kami mohon ijin agar mahasiswa kami dapat diterima dan diberikan data di tempat yang Bapak/Ibu/Sdr. Pimpin.

Demikian surat ini kami buat agar bisa digunakan sebagaimana mestinya. Atas perhatian dan kerjasamanya, kami sampaikan terima kasih.



Yuniarta, S.E., Ak., M.Si.
NIP. 197906162002121003



KEMETERIAN PENDIDIKAN DAN KEBUDAYAAN
UNIVERSITAS PENDIDIKAN GANESHA
FAKULTAS EKONOMI

Jalan Udayana No. 11 Singaraja-Bali. Telepon : (0362) 26830
Email : feundiksha@gmail.com Website : <http://www.fe.undiksha.ac.id/>

Nomor : 87/UN48.13.1/DL/2020
Lamp. : -
Hal : *Pengumpulan Data*

Singaraja, 14 Januari 2020

Kepada Yth. Personal in charge J&T Express Drop Point Singaraja
di
Tempat

Dengan Hormat,

Wakil Dekan I Fakultas Ekonomi Universitas Pendidikan Ganesha menerangkan bahwa mahasiswa/i tersebut dibawah ini :

Nama : Putu Ngurah Surya Widianara
NIM. : 1517051330
Fakultas : Ekonomi
Jurusan/Prodi : Ekonomi & Akuntansi/Akuntansi Program S1

Bermaksud mengadakan penelitian lapangan untuk menempuh atau menyusun tugas akhir, skripsi dan melengkapi tugas lainnya. Sehubungan dengan hal tersebut, kami mohon ijin agar mahasiswa kami dapat diterima, dan diberikan data di tempat yang Bapak/Ibu/Sdr. Pimpin.

Demikian surat ini kami buat agar bisa digunakan sebagaimana mestinya. Atas perhatian dan kerjasamanya, kami sampaikan terima kasih.



Dr. Gede Adi Yuniarta, S.E., Ak., M.Si.
NIP. 197906162002121003



KEMENTERIAN PENDIDIKAN DAN KEBUDAYAAN
UNIVERSITAS PENDIDIKAN GANESHA
FAKULTAS EKONOMI

Jalan Udayana No. 11 Singaraja-Bali Telepon : (0362) 26830
Email : feundiksha@gmail.com Website : <http://www.feundiksha.ac.id/>

Nomor : 87/UN48.13.1/DL/2020

Singaraja, 14 Januari 2020

Lamp. : -

Hal : *Pengumpulan Data*

Kepada Yth. Kepala Kantor POS Singaraja
di
Tempat

Dengan Hormat,

Wakil Dekan I Fakultas Ekonomi Universitas Pendidikan Ganesha menerangkan bahwa mahasiswa/i tersebut dibawah ini :

Nama : Putu Ngurah Surya Widiantara
NIM : 1517051330
Fakultas : Ekonomi
Jurusan/Prodi : Ekonomi & Akuntansi/Akuntansi Program S1

Bermaksud mengadakan penelitian lapangan untuk menempuh atau menyusun tugas akhir, skripsi dan melengkapi tugas lainnya. Sehubungan dengan hal tersebut, kami mohon ijin agar mahasiswa kami dapat diterima dan diberikan data di tempat yang Bapak/Ibu/Sdr. Pimpin.

Demikian surat ini kami buat agar bisa digunakan sebagaimana mestinya. Atas perhatian dan kerjasamanya, kami sampaikan terima kasih.

an Dekan,
Wakil Dekan I,

UNIVERSITAS PENDIDIKAN GANESHA
FAKULTAS EKONOMI
Putu Ngurah Surya Widiarta, S.E., Ak., M.Si.
NIP. 197004162002121003

LAMPIRAN 2 SURAT TELAH SELESAI PENELITIAN

SURAT KETERANGAN

Yang bertandatangan di bawah ini menyatakan bahwa:

Nama : Putu Ngurah Surya Widianara

NIM : 1517051330

Prodi : S1 Akuntansi

Jurusan : Ekonomi dan Akuntansi

Fakultas : Ekonomi

Universitas : Universitas Pendidikan Ganesha

Benar-benar telah melakukan penelitian dalam rangka penyusunan skripsi yang berjudul "Evaluasi Efektivitas Penerapan Sistem Pengendalian Internal Pengiriman Barang sebagai Persiapan Menghadapi Revolusi Industri 4.0 (Studi Kasus Pada Perusahaan Jasa Pengiriman di Singaraja, Bali)". Demikian surat keterangan ini dibuat penulis untuk digunakan sebagai mana mestinya.

Singaraja, 10 Maret 2020
Station Manager In Charge Ninja Station
Singaraja



Putu Agus Suardana

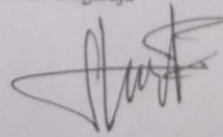
SURAT KETERANGAN

Yang bertandatangan di bawah ini menyatakan bahwa:

Nama : Putu Ngurah Surya Widianara
NIM : 1517051330
Prodi : S1 Akuntansi
Jurusan : Ekonomi dan Akuntansi
Fakultas : Ekonomi
Universitas : Universitas Pendidikan Ganesha

Benar-benar telah melakukan penelitian dalam rangka penyusunan skripsi yang berjudul "Evaluasi Efektivitas Penerapan Sistem Pengendalian Internal Pengiriman Barang sebagai Persiapan Menghadapi Revolusi Industri 4.0 (Studi Kasus Pada Perusahaan Jasa Pengiriman di Singaraja, Bali)".
Demikian surat keterangan ini dibuat penulis untuk digunakan sebagai mana mestinya.

Singaraja, 09 Maret 2020
Personal In Charge J&T Express Drop
Point Singaraja



Komang Agus Suprianto

SURAT KETERANGAN

Yang bertandatangan di bawah ini menyatakan bahwa:

Nama : Putu Ngurah Surya Widiantera
NIM : 1517051330
Prodi : S1 Akuntansi
Jurusan : Ekonomi dan Akuntansi
Fakultas : Ekonomi
Universitas : Universitas Pendidikan Ganesha

Benar-benar telah melakukan penelitian dalam rangka penyusunan skripsi yang berjudul "Evaluasi Efektivitas Penerapan Sistem Pengendalian Internal Pengiriman Barang sebagai Persiapan Menghadapi Revolusi Industri 4.0 (Studi Kasus Pada Perusahaan Jasa Pengiriman di Singaraja, Bali)".
Demikian surat keterangan ini dibuat penulis untuk digunakan sebagai mana mestinya.

Singaraja, 10 Maret 2020
An. Kepala Kantor Pos Singaraja
Manajer Dukungan Umum


KANTOR POS
POS INDONESIA
SINGARAJA
HASMUDIN
NIPPOS : 967261247

LAMPIRAN 3. KUISIONER PENELITIAN

KUISIONER PENELITIAN

Evaluasi Efektivitas Penerapan Sistem Pengendalian Internal Pengiriman Barang
Sebagai Persiapan Menghadapi Revolusi Industri 4.0
(Studi Kasus Perusahaan Jasa Pengiriman di Singaraja)

Responden yang terhormat

Dalam rangka penelitian skripsi yang berjudul “**Evaluasi Efektivitas Penerapan Sistem Pengendalian Internal Pengiriman Barang Sebagai Persiapan Menghadapi Revolusi Industri 4.0 (Studi Kasus Perusahaan Jasa Pengiriman di Singaraja)**” sebagai persyaratan menyelesaikan studi S1 pada Fakultas Ekonomi Universitas Pendidikan Ganesha, saya mohon kesediaan waktunya Bapak/Ibu/Sdr/I untuk mengisi kuisisioner atau pernyataan yang dilampirkan. Jawaban yang Anda berikan akan sangat membantu dalam penelitian ini, dan kuisisioner ini hanya dapat dipergunakan apabila sudah diisi. Atas bantuan waktu dan perhatian yang Bapak/Ibu/Sdr/I berikan saya mengucapkan terima kasih.



Hormat Saya

Putu Ngurah Surya Widiantara

Dengan Hormat,

Dimohonkan kiranya Bapak/Ibu bersedia mengisi kuisisioner ini

Data Responden

Perusahaan :

Nama :

Jenis Kelamin : Laki-Laki/Perempuan

Jabatan/Posisi :

Lamanya Bekerja :

(Berikan tanda centang/check-list (√) pada kotak yang tersedia)

Pendidikan : SMA Diploma
 Sarjana Pasca Sarjana

(Ket: Coret yang tidak perlu)

Petunjuk pengisian kuisisioner:

1. Sebelum menjawab setiap Pernyataan/ Pernyataan, mohon dibaca dengan seksama terlebih dahulu
2. Isilah kuisisioner sesuai dengan kondisi perusahaan Bapak/Ibu/Sdr/I bekerja
3. Pilihlah salah satu jawaban atau pendapat yang menurut Bapak/Ibu/Sdr/I paling sesuai dengan mencantumkan tanda centang/*check list* (√) pada pilihan yang tersedia
 - a. SE = Sangat Efektif
 - b. E = Efektif
 - c. R = Ragu-Ragu
 - d. TE = Tidak Efektif
 - e. STE = Sangat Tidak Efektif

Kuisisioner ini dapat digunakan secara optimal bila seluruh pernyataan terjawab, karena itu mohon dicermati kembali apakah sudah semua pernyataan terjawab. Kuisisioner Sistem Pengendalian Internal menurut COSO memiliki jumlah pernyataan sebanyak 26 butir.

1. KUISIONER SISTEM PENGENDALIAN INTERNAL MENURUT COSO

No	Pernyataan	Rentang Nilai				
		SE	E	R	TE	STE
Lingkungan Pengendalian						
Integritas dan Nilai Etika						
1	Perusahaan memiliki kode etik dan sudah ditaati oleh setiap karyawan					
2	Perusahaan rutin mensosialisasikan kode etik kepada setiap karyawannya					
Komitmen terhadap Kompetensi						
3	Karyawan ditempatkan sesuai dengan pengetahuan dan kompetensi					
4	Karyawan dapat melakukan pekerjaan sesuai target yang ditetapkan					
Pendelegasian Wewenang dan Tanggung jawab						
5	Terdapat pemisahan tugas antara penerima paket di gudang dengan yang mencatat administrasi paket kiriman					
6	Terdapat kebijakan mengenai sanksi kepada karyawan atas tindakan tidak jujur, illegal atau tidak etis					
Penilaian Resiko						
1	Karyawan ikut berkontribusi dalam mencegah kecurangan dalam proses <i>input</i> barang dan pendistribusian barang kepada kurir					
2	Karyawan ikut berkontribusi dalam mencegah kecurangan dalam proses pengendalian secara fisik					
3	Karyawan ikut berkontribusi dalam mencegah kecurangan saat pengalokasian dana untuk kegiatan operasional perusahaan					
Aktivitas Pengendalian						
1	Penerimaan dan pengambilan barang di gudang sudah dilakukan oleh orang yang berwenang					
2	Terdapat kepala bagian/manajer sebagai pengontrol aktivitas di bidang tertentu					
3	Terdapat prosedur pembatasan akses ke <i>database</i> barang kiriman					
4	Terdapat pencatatan penerimaan dan pendistribusian barang kiriman					

No	Pernyataan	Rentang Nilai				
		SE	E	R	TE	STE
5	Perusahaan sudah melakukan pengamanan fisik yang cukup atas asset dan dokumennya					
6	Perusahaan selalu melakukan pengecekan berkala terhadap fisik barang kiriman					
7	Penerima dan pencatat penerimaan kas dilakukan oleh karyawan yang independen					
8	Perhitungan fisik barang kiriman sudah dilakukan oleh orang yang independen					
9	Jarang/tidak pernah terjadi perbedaan antara jumlah barang kiriman secara fisik dan catatan					
10	Penggunaan kas untuk kegiatan operasional memerlukan izin dari manajer/kepala bagian, bagian keuangan, dan pimpinan perusahaan					
Informasi dan Komunikasi						
1	Semua dokumen transaksi telah diarsipkan dengan baik					
2	Perusahaan mencatat penerimaan kas menggunakan program aplikasi yang sudah diatur sesuai dengan format laporan keuangan					
3	Pimpinan mendukung pengembangan teknologi informasi					
4	Koordinasi dan komunikasi selalu terjaga antar karyawan dan atasan					
Pengawasan						
1	Pimpinan rutin melakukan pemantauan terhadap aktivitas pengiriman barang					
2	Pimpinan memantau kegiatan operasional secara tidak langsung melalui laporan manajer dan grup komunikasi karyawan menggunakan Handphone					
3	Terdapat tindakan koreksi dan evaluasi dari pimpinan terhadap pengendalian internal secara periodik					

Sumber: (Diki, Nurjaiman. 2016)
(Data Diolah Peneliti, 2020)

2. KUISIONER PENILAIAN KESIAPAN MENGHADAPI REVOLUSI INDUSTRI 4.0 (INDI 4.0)

Revolusi Industri 4.0 adalah tren dunia industri yang menggabungkan teknologi otomatisasi dengan teknologi *cyber*. Secara sederhana, revolusi industri 4.0 dapat dikatakan sebagai penggunaan teknologi terhadap penyebaran data/informasi serba otomatis dengan bantuan kecerdasan buatan misalnya, adanya campur tangan robot di dalamnya. Pada kuisisioner ini peneliti ingin mengetahui tingkat kesiapan perusahaan dalam menghadapi revolusi industri 4.0 berdasarkan indikator kesiapan (INDI 4.0). Total jumlah dari kuisisioner ini adalah sebanyak 21 butir pernyataan.

Petunjuk pengisian kuisisioner:

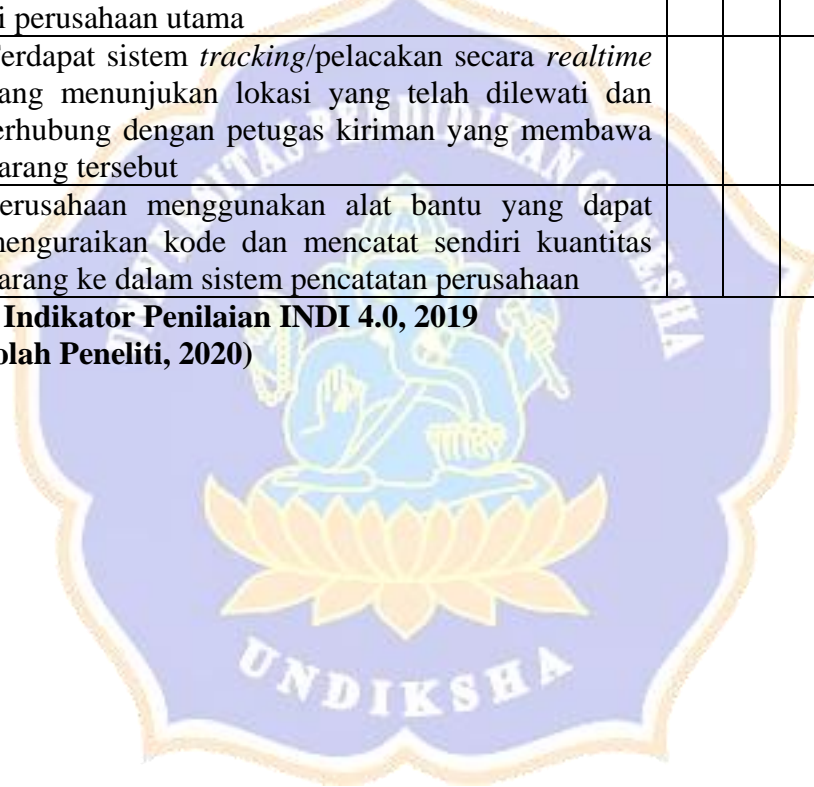
1. Sebelum menjawab setiap Pernyataan/pernyataan, mohon dibaca dengan seksama terlebih dahulu
2. Isilah kuisisioner sesuai dengan kondisi perusahaan Bapak/Ibu/Sdr/I bekerja
3. Pilihlah salah satu jawaban atau pendapat berupa skor yang menurut Bapak/Ibu/Sdr/I paling sesuai dengan mencantumkan tanda centang/*check list* (✓) pada pilihan yang tersedia.
 - 5 = Organisasi sudah menerapkan dan memulai adanya peningkatan serta perbaikan
 - 4 = Organisasi sedang menerapkan perencanaan
 - 3 = Organisasi sedang mempersiapkan pelaksanaan perencanaan
 - 2 = Organisasi baru memiliki perencanaan
 - 1 = Organisasi belum ada perencanaan

Kuisisioner ini dapat digunakan secara optimal bila seluruh pernyataan terjawab, karena itu mohon dicermati kembali apakah sudah semua pernyataan terjawab.

No	Pernyataan	Rentang Nilai				
		5	4	3	2	1
Manajemen dan Organisasi						
1	Pemimpin perusahaan sudah mempersiapkan strategi untuk menghadapi revolusi industri 4.0					
2	Perusahaan sudah melakukan investasi untuk menghadapi revolusi industri 4.0					
3	Terdapat kebijakan terkait inovasi menuju revolusi industri 4.0					
4	Absensi, penerapan sanksi dan denda pegawai dilakukan secara digital melalui web/aplikasi khusus milik perusahaan dan hasilnya otomatis terkirim ke pusat melalui internet					
Orang dan Budaya						
1	Pelatihan dan pengembangan pegawai rutin dilaksanakan terutama kompetensi yang diperlukan dalam revolusi industri 4.0					
2	Penyesuaian budaya organisasi dilakukan dalam menghadapi revolusi industri 4.0					
3	Terdapat SOP baru terkait revolusi industri 4.0					
4	Terdapat sikap keterbukaan terhadap perubahan dari tiap pegawai					
Produk dan Layanan						
1	Perusahaan menawarkan pembuatan <i>account</i> /layanan dengan ID khusus anggota kepada konsumen untuk memudahkan transaksi					
2	Perusahaan memiliki layanan cerdas dan otomatis dalam menanggapi permintaan dan keluhan konsumen secara <i>realtime</i>					
3	Perusahaan memiliki pilihan layanan jasa sesuai dengan minat/selera yang diinginkan oleh konsumen					
Teknologi						
1	Perusahaan memiliki sistem keamanan data dengan sistem cerdas yang dapat melakukan rekam jejak aktivitas secara otomatis					
2	ID dan <i>password</i> khusus pegawai (yang masih aktif bekerja di perusahaan) diperlukan dalam mengakses data perusahaan					
3	Akses data penting perusahaan dilakukan atas izin pimpinan dan bila perlu dilakukan bersama pimpinan perusahaan					

No	Pernyataan	Rentang Nilai				
		5	4	3	2	1
4	Perusahaan memisahkan <i>website</i> khusus konsumen dengan <i>website</i> khusus pegawai					
5	Terdapat pemisahan sistem kerja khusus sesuai dengan jobdes pegawai (seperti sistem khusus tentang laporan keuangan dibedakan dengan sistem khusus tentang operasional perusahaan)					
Operasional Perusahaan						
1	Pencatatan, pengelolaan data hasil kegiatan operasional perusahaan dilakukan secara digital dan menggunakan internet					
2	Penyimpanan dan <i>share</i> data kantor cabang perusahaan dilakukan melalui internet dan terpusat di perusahaan utama					
3	Terdapat sistem <i>tracking</i> /pelacakan secara <i>realtime</i> yang menunjukkan lokasi yang telah dilewati dan terhubung dengan petugas kiriman yang membawa barang tersebut					
4	Perusahaan menggunakan alat bantu yang dapat menguraikan kode dan mencatat sendiri kuantitas barang ke dalam sistem pencatatan perusahaan					

Sumber: Indikator Penilaian INDI 4.0, 2019
(Data Diolah Peneliti, 2020)



LAMPIRAN 4. REKAPITULASI HASIL KUISIONER

1. NINJA XPRESS MINI STATION SINGARAJA

A. KOMPONEN PENGENDALIAN INTERNAL

Nomor Responden	LINGKUNGAN PENGENDALIAN (X1)						TOTAL X1
	X1.1	X1.2	X1.3	X1.4	X1.5	X1.6	
1	4	4	4	5	5	5	27
2	5	5	4	5	5	5	29
3	5	4	4	5	5	5	28
4	5	5	5	5	5	5	30
5	5	5	5	4	5	5	29
6	5	5	5	4	5	5	29
7	5	4	4	4	5	4	26
8	5	4	4	4	4	4	25
9	4	4	3	4	4	4	23
10	4	4	3	4	4	4	23
11	4	4	4	4	4	5	25
12	4	5	4	4	4	5	26
13	4	4	4	4	5	5	26
14	4	4	4	4	5	5	26
15	4	4	4	4	5	5	26
16	4	4	4	4	5	5	26
17	4	4	5	4	5	5	27
18	4	4	4	4	5	4	25
19	4	4	4	4	4	4	24
20	4	4	4	4	4	4	24
21	4	4	4	4	4	5	25
22	4	4	4	5	5	5	27
23	4	4	4	5	5	5	27
24	4	4	4	5	5	5	27
25	4	4	4	4	5	5	26
26	4	4	4	4	5	5	26
27	4	4	4	4	5	5	26
28	4	4	4	4	4	5	25
29	4	4	4	4	4	5	25
30	4	5	4	5	4	5	27
Total per soal	127	126	122	128	139	143	
Indeks %	84,67	84	81,33	85,33	92,67	95,33	
Mean (X1)	87,22						
Keterangan (X1)	Sangat Efektif						

Nomor Responden	PENILAIAN RESIKO (X2)			
	X2.1	X2.2	X2.3	TOTAL X2
1	4	4	4	12
2	5	5	5	15
3	5	5	4	14
4	5	5	4	14
5	4	5	4	13
6	5	5	5	15
7	5	5	4	14
8	4	5	4	13
9	4	4	4	12
10	4	4	4	12
11	4	4	4	12
12	4	4	4	12
13	4	4	4	12
14	4	4	5	13
15	3	4	4	11
16	4	4	5	13
17	4	4	4	12
18	5	5	4	14
19	5	5	4	14
20	5	3	4	12
21	4	5	4	13
22	4	5	5	14
23	5	5	5	15
24	5	4	4	13
25	4	4	4	12
26	4	4	4	12
27	5	4	5	14
28	5	4	5	14
29	5	4	4	13
30	5	4	5	14
Total per soal	133	131	129	
Indeks %	88,67	87,33	86	
Mean (X2)	87,33			
Keterangan (X2)	Sangat Efektif			

Nomor Responden	AKTIVITAS PENGENDALIAN (X3)										TOTAL X3
	X3.1	X3.2	X3.3	X3.4	X3.5	X3.6	X3.7	X3.8	X3.9	X3.10	
1	5	5	5	5	4	5	5	5	4	5	48
2	5	5	5	5	4	5	5	5	4	5	48
3	5	5	5	5	4	5	4	5	4	5	47
4	5	5	5	5	4	5	5	5	4	5	48
5	5	5	5	5	4	5	5	5	4	5	48
6	5	5	5	5	5	5	5	5	4	4	48
7	5	4	4	5	5	5	5	4	4	4	45
8	5	4	4	5	5	5	4	4	4	4	44
9	5	4	4	4	3	4	5	4	3	4	40
10	4	4	4	4	3	4	4	4	3	4	38
11	4	4	4	4	3	4	5	5	3	4	40
12	5	5	4	4	3	4	4	5	4	4	42
13	5	5	4	5	3	5	4	5	4	4	44
14	5	5	4	5	4	5	5	5	4	4	46
15	4	5	5	5	4	5	4	5	5	4	46
16	4	4	5	4	3	4	4	4	4	4	40
17	4	4	4	5	5	4	5	4	4	4	43
18	4	4	4	4	4	5	4	4	4	4	41
19	5	5	5	5	4	5	4	5	4	3	45
20	5	5	5	4	3	5	5	5	4	3	44
21	5	4	5	5	3	5	5	4	4	5	45
22	5	5	5	5	5	4	5	4	4	5	47
23	5	5	4	5	5	4	5	4	4	4	45
24	5	5	4	5	4	4	5	4	5	4	45
25	4	4	4	5	4	4	4	5	5	4	43
26	4	4	4	4	4	5	4	5	5	4	43
27	5	5	4	5	4	5	5	5	5	4	47
28	5	5	4	4	4	5	4	5	5	4	45
29	4	4	4	4	4	5	4	5	4	4	42
30	4	4	4	5	5	5	5	5	4	4	45
Total per soal	140	137	132	140	119	140	137	139	123	125	
Indeks %	93,33	91,33	88	93,33	79,33	93,33	91,33	92,6	82	83,33	
Mean (X3)	88,80										
Keterangan (X3)	Sangat Efektif										

Nomor Responden	INFORMASI DAN KOMUNIKASI (X4)				
	X4.1	X4.2	X4.3	X4.4	TOTAL X4
1	5	4	4	5	18
2	5	5	5	5	20
3	5	5	5	5	20
4	5	4	5	4	18
5	5	4	5	5	19
6	5	4	4	5	18
7	5	4	5	5	19
8	4	3	5	5	17
9	4	5	3	5	17
10	4	4	4	5	17
11	4	4	4	4	16
12	4	4	4	4	16
13	5	4	4	4	17
14	5	5	5	4	19
15	5	5	3	5	18
16	4	4	5	5	18
17	4	4	5	5	18
18	4	4	4	4	16
19	4	4	4	4	16
20	4	4	4	4	16
21	5	4	4	4	17
22	5	4	4	4	17
23	4	5	5	5	19
24	5	5	5	5	20
25	5	5	4	5	19
26	5	4	4	5	18
27	5	4	4	4	17
28	4	4	4	4	16
29	4	4	5	5	18
30	5	4	5	5	19
Total per soal	137	127	131	138	
Indeks %	91,33	84,67	87,33	92	
Mean (X4)	88,83				
Keterangan (X4)	Sangat efektif				

Nomor Responden	PENGAWASAN (X5)			
	X5.1	X5.2	X5.3	TOTAL X5
1	4	4	5	13
2	5	4	5	14
3	5	4	5	14
4	5	4	5	14
5	4	4	4	12
6	4	5	5	14
7	4	5	5	14
8	4	5	5	14
9	4	4	4	12
10	4	4	4	12
11	5	4	5	14
12	5	4	5	14
13	5	4	4	13
14	5	5	5	15
15	5	5	5	15
16	5	4	5	14
17	4	4	4	12
18	4	3	5	12
19	4	4	5	13
20	4	4	4	12
21	4	4	5	13
22	4	5	5	14
23	5	5	5	15
24	5	5	5	15
25	5	5	5	15
26	4	4	4	12
27	4	5	4	13
28	4	5	5	14
29	4	5	5	14
30	4	5	5	14
Total per soal	132	132	142	
Indeks %	88	88	94,67	
Mean (X5)	90,22			
Keterangan (X5)	Sangat Efektif			

B. KESIAPAN REVOLUSI INDUSTRI 4.0

Nomor Responden	MANAJEMEN & ORGANISASI (X6)				
	X6.1	X6.2	X6.3	X6.4	Total X6
1	4	3	4	4	15
2	4	4	4	3	15
3	4	3	4	4	15
4	3	3	3	2	11
5	3	3	3	2	11
6	3	3	2	2	10
7	4	3	2	3	12
8	3	2	2	3	10
9	2	2	3	3	10
10	3	2	3	3	11
11	3	2	3	3	11
12	3	2	3	3	11
13	3	2	3	3	11
14	3	2	3	3	11
15	3	2	3	3	11
16	3	2	3	3	11
17	3	2	3	3	11
18	3	2	3	3	11
19	3	2	3	3	11
20	3	2	2	3	10
21	3	2	2	3	10
22	3	2	2	3	10
23	3	2	2	3	10
24	3	2	3	3	11
25	3	2	2	3	10
26	3	2	2	3	10
27	3	3	2	3	11
28	3	3	2	3	11
29	3	3	2	3	11
30	3	3	2	4	12
Total per soal	93	72	80	90	
Indeks %	62	48	53,33	60	
Mean (X6)	55,83				
Keterangan (X6)	Level 2				

Nomor Responden	ORANG & BUDAYA (X7)				
	X7.1	X7.2	X7.3	X7.4	Total X7
1	4	4	4	5	17
2	4	4	3	4	15
3	4	5	4	4	17
4	4	4	4	5	17
5	2	4	4	5	15
6	2	4	2	5	13
7	3	3	2	5	13
8	3	3	3	5	14
9	3	3	3	4	13
10	4	3	3	4	14
11	4	4	2	4	14
12	4	4	2	4	14
13	4	4	2	3	13
14	4	4	2	3	13
15	3	2	2	3	10
16	3	2	2	4	11
17	3	4	2	4	13
18	3	4	2	4	13
19	3	4	3	4	14
20	3	4	3	4	14
21	3	4	3	4	14
22	3	4	3	4	14
23	4	4	3	4	15
24	4	3	3	4	14
25	4	3	3	4	14
26	4	3	4	4	15
27	4	3	4	4	15
28	4	3	3	4	14
29	4	4	3	5	16
30	5	4	2	5	16
Total per soal	106	108	85	125	
Indeks %	70,67	72	56,67	83,33	
Mean (X7)	70,67				
Keterangan (X7)	Level 3				

Nomor Responden	PRODUK & LAYANAN (X8)			
	X8.1	X8.2	X8.3	Total X8
1	5	2	3	10
2	4	2	3	9
3	5	2	3	10
4	4	1	2	7
5	3	1	2	6
6	3	1	3	7
7	3	2	2	7
8	3	2	2	7
9	3	2	2	7
10	4	2	2	8
11	4	2	2	8
12	4	2	2	8
13	5	2	3	10
14	5	2	3	10
15	5	1	3	9
16	4	1	3	8
17	4	2	3	9
18	3	2	2	7
19	4	3	2	9
20	4	2	2	8
21	4	2	2	8
22	4	2	2	8
23	4	2	2	8
24	4	2	2	8
25	4	2	2	8
26	4	2	2	8
27	4	2	2	8
28	4	2	2	8
29	4	1	2	7
30	4	1	2	7
Total per soal	119	54	69	
Indeks %	79,33	36	46	
Mean (X8)	53,78			
Keterangan (X8)	Level 2			



Nomor Responden	TEKNOLOGI (X9)					Total X9
	X9.1	X9.2	X9.3	X9.4	X9.5	
1	4	5	5	5	4	23
2	5	5	5	5	4	24
3	5	5	5	5	4	24
4	5	5	5	5	4	24
5	5	5	5	5	4	24
6	5	5	5	5	3	23
7	5	4	5	4	3	21
8	5	4	4	4	3	20
9	5	4	4	4	3	20
10	5	4	4	4	3	20
11	5	4	5	4	3	21
12	3	4	5	4	3	19
13	3	4	5	4	3	19
14	4	5	5	4	3	21
15	4	5	5	4	3	21
16	4	5	5	4	3	21
17	4	5	5	5	4	23
18	5	5	5	5	4	24
19	5	5	3	5	3	21
20	5	5	4	4	3	21
21	4	5	4	4	3	20
22	5	4	4	4	4	21
23	5	4	4	5	4	22
24	5	4	5	5	4	23
25	5	4	5	5	3	22
26	5	4	5	5	3	22
27	5	4	5	5	3	22
28	5	5	5	4	3	22
29	4	5	5	4	3	21
30	4	5	5	4	3	21
Total per soal	138	137	141	134	100	
Indeks %	92	91,33	94	89,33	66,67	
Mean (X9)	86,67					
Keterangan (X9)	Level 4					

No Responden	Operasional Perusahaan (X10)				
	X10.1	X10.2	X10.3	X10.4	Total X10
1	5	5	5	3	18
2	5	5	5	3	18
3	5	5	5	4	19
4	5	5	5	4	19
5	5	5	5	4	19
6	5	5	5	2	17
7	4	4	5	2	15
8	4	4	4	2	14
9	4	4	4	3	15
10	5	4	4	3	16
11	5	4	4	3	16
12	5	4	4	3	16
13	5	5	4	3	17
14	5	4	5	3	17
15	5	5	5	3	18
16	5	5	5	3	18
17	5	5	5	3	18
18	5	5	4	4	18
19	5	5	4	4	18
20	5	5	5	3	18
21	5	5	5	2	17
22	5	5	5	2	17
23	5	5	5	2	17
24	4	5	4	2	15
25	5	4	4	3	16
26	5	4	4	3	16
27	5	4	5	3	17
28	5	5	5	3	18
29	4	5	5	3	17
30	4	5	5	3	17
Total per soal	144	140	139	88	
Indeks %	96	93,33	92,67	58,67	
Mean (X10)	85,16				
Keterangan (X10)	Level 3				

2. J&T EXPRESS DROP POINT SINGARAJA

A. KOMPONEN PENGENDALIAN INTERNAL

Nomor Responden	LINGKUNGAN PENGENDALIAN (X11)						Total X11
	X11.1	X11.2	X11.3	X11.4	X11.5	X11.6	
1	5	5	4	5	4	5	28
2	5	5	4	5	4	5	28
3	5	5	5	5	5	5	30
4	5	5	5	5	5	5	30
5	4	5	5	4	4	5	27
6	4	4	5	4	4	5	26
7	4	4	5	5	4	5	27
8	4	4	4	5	4	4	25
9	4	4	4	5	4	4	25
10	4	4	4	5	4	4	25
11	4	4	4	5	4	4	25
12	5	4	4	5	5	4	27
13	5	5	4	5	5	5	29
14	5	5	4	5	5	5	29
15	4	5	4	4	4	5	26
16	4	5	4	4	4	5	26
17	4	5	5	4	4	5	27
18	4	5	5	4	4	5	27
19	4	4	5	4	4	4	25
20	4	4	5	4	4	4	25
21	5	4	5	4	4	4	26
22	5	4	3	4	4	4	24
23	5	4	3	4	4	4	24
24	5	4	4	4	4	5	26
25	5	4	4	4	5	5	27
26	5	4	4	4	5	5	27
27	5	4	4	4	5	5	27
28	5	4	4	4	4	5	26
29	4	4	4	5	4	4	25
30	4	5	5	5	4	5	28
Total per soal	135	132	129	134	128	139	
Indeks %	90	88	86	89,33	85,33	92,67	
Mean (X11)	88,56						
Keterangan (X11)	Sangat Efektif						

Nomor Responden	PENILAIAN RESIKO (X12)			
	X12.1	X12.3	X12.3	Total X12
1	4	5	5	14
2	3	5	4	12
3	4	4	4	12
4	5	4	4	13
5	5	4	5	14
6	5	4	5	14
7	5	4	5	14
8	5	5	5	15
9	4	5	4	13
10	4	4	4	12
11	4	3	5	12
12	4	3	5	12
13	4	4	3	11
14	4	4	4	12
15	5	4	4	13
16	5	5	4	14
17	5	5	4	14
18	5	5	4	14
19	4	5	4	13
20	4	5	4	13
21	4	4	4	12
22	4	4	4	12
23	4	4	4	12
24	4	4	4	12
25	4	4	4	12
26	4	4	4	12
27	4	4	4	12
28	5	5	4	14
29	5	5	4	14
30	5	5	4	14
Total per soal	131	130	126	
Indeks %	87,33	86,70	84	
Mean (X12)	86			
Keterangan (X12)	Sangat Efektif			

Nomor Responden	AKTIVITAS PENGENDALIAN (X13)										Total X13
	X13. 1	X13. 2	X13. 3	X13. 4	X13. 5	X13. 6	X13. 7	X13. 8	X13. 9	X13. 10	
1	5	4	4	5	5	5	4	5	4	5	46
2	4	4	4	5	5	4	4	5	4	5	44
3	4	4	4	5	5	4	4	5	4	5	44
4	4	4	4	5	5	4	4	5	4	4	43
5	4	5	4	5	5	4	4	4	4	4	43
6	4	5	4	4	5	4	4	4	5	4	43
7	4	5	4	4	5	4	4	4	5	4	43
8	4	5	4	4	5	5	5	4	5	4	45
9	4	4	4	4	5	5	5	4	5	4	44
10	4	4	5	5	5	5	5	4	4	4	45
11	4	4	5	5	5	5	5	4	4	4	45
12	4	4	5	5	4	5	5	4	4	4	44
13	4	4	4	4	4	4	4	4	4	4	40
14	3	4	4	4	4	4	4	4	4	4	39
15	3	4	4	4	4	4	4	4	4	4	39
16	5	4	4	4	5	4	4	4	3	5	42
17	5	4	4	4	4	4	4	4	3	5	41
18	5	4	5	5	5	4	4	5	3	5	45
19	5	5	5	4	5	4	4	5	5	5	47
20	5	5	5	5	5	5	5	5	5	5	50
21	4	5	4	5	5	5	5	5	5	4	47
22	4	5	4	4	4	5	5	4	5	4	44
23	4	5	4	4	4	4	4	4	5	4	42
24	4	5	4	4	5	4	4	4	4	4	42
25	4	5	5	4	5	4	4	4	4	4	43
26	4	3	4	4	5	4	4	4	4	4	40
27	4	4	4	4	5	4	5	4	4	4	42
28	4	5	5	4	4	4	5	5	4	4	44
29	4	5	5	4	4	4	4	5	4	5	44
30	4	5	5	4	4	4	4	5	4	5	44
Total per soal	124	133	130	131	140	129	130	131	126	130	
Indeks %	82,67	88,67	86,67	87,33	93,33	86	86,67	87,33	84	86,67	
Mean (X13)	86,93										
Keterangan (X13)	Sangat Efektif										

Nomor Responden	INFORMASI DAN KOMUNIKASI (X14)				
	X14.1	X14.2	X14.3	X14.4	Total X14
1	5	4	4	4	17
2	5	4	4	4	17
3	5	4	4	5	18
4	4	4	4	5	17
5	4	5	4	5	18
6	4	3	4	5	16
7	4	3	5	5	17
8	4	4	5	5	18
9	4	4	4	5	17
10	4	4	4	5	17
11	4	4	4	5	17
12	4	4	4	4	16
13	4	4	4	4	16
14	4	4	4	4	16
15	4	4	4	4	16
16	4	4	4	4	16
17	4	5	4	5	18
18	5	5	4	5	19
19	5	5	5	5	20
20	5	4	5	5	19
21	5	4	5	5	19
22	5	4	5	5	19
23	4	4	4	5	17
24	4	4	4	5	17
25	4	4	4	4	16
26	4	4	4	4	16
27	4	4	4	4	16
28	4	4	4	5	17
29	4	5	3	5	17
30	4	5	3	5	17
Total per soal	128	124	124	140	
Indeks %	85,33	82,67	82,67	93,33	
Mean (X14)	86,00				
Keterangan (X14)	Sangat Efektif				

Nomor Responden	PENGAWASAN (X15)			
	X15.1	X15.2	X15.3	Total X15
1	5	4	5	14
2	5	4	5	14
3	5	4	5	14
4	5	4	4	13
5	4	4	4	12
6	4	4	4	12
7	4	5	4	13
8	4	5	4	13
9	4	5	4	13
10	5	5	4	14
11	5	4	4	13
12	5	4	4	13
13	5	4	5	14
14	4	4	5	13
15	4	4	5	13
16	4	3	5	12
17	4	5	4	13
18	4	5	4	13
19	4	4	4	12
20	4	4	4	12
21	4	4	4	12
22	4	4	4	12
23	3	4	4	11
24	5	5	5	15
25	5	5	5	15
26	4	5	5	14
27	5	5	5	15
28	5	4	5	14
29	5	4	5	14
30	5	4	4	13
Total per soal	133	129	133	
Indeks %	88,67	86	88,67	
Mean (X15)	87,78			
Keterangan (X15)	Sangat Efektif			

B. KESIAPAN REVOLUSI INDUSTRI 4.0

Nomor Responden	MANAJEMEN DAN ORGANISASI (X16)				
	X16.1	X16.2	X16.3	X16.4	Total X16
1	2	1	2	4	9
2	2	1	2	4	9
3	2	1	2	4	9
4	2	2	2	5	11
5	2	2	2	5	11
6	2	1	1	5	9
7	2	1	2	5	10
8	2	1	1	5	9
9	1	1	1	4	7
10	1	1	1	4	7
11	1	1	1	4	7
12	1	2	2	4	9
13	1	2	2	4	9
14	2	1	2	4	9
15	2	2	2	4	10
16	2	1	1	4	8
17	2	1	1	4	8
18	2	1	1	4	8
19	2	1	1	4	8
20	2	1	1	4	8
21	2	1	2	4	9
22	2	1	2	4	9
23	2	1	2	4	9
24	2	1	2	4	9
25	1	1	2	4	8
26	2	1	2	4	9
27	2	1	2	4	9
28	1	1	2	4	8
29	1	1	2	4	8
30	1	1	2	4	8
Total per soal	51	35	50	125	
Indeks %	34	23,33	33,33	83,33	
Mean (X16)	43,5				
Keterangan (X16)	Level 2				

Nomor Responden	ORANG DAN BUDAYA (X17)				
	X17.1	X17.2	X17.3	X17.4	Total X17
1	4	4	1	5	14
2	4	4	1	5	14
3	4	4	1	5	14
4	4	4	2	5	15
5	4	4	2	5	15
6	4	5	2	5	16
7	4	5	2	5	16
8	4	5	2	4	15
9	4	5	2	4	15
10	3	4	2	4	13
11	3	4	2	4	13
12	3	4	3	4	14
13	3	4	3	4	14
14	3	4	2	5	14
15	4	4	2	5	15
16	4	4	1	5	14
17	4	4	1	5	14
18	4	4	1	5	14
19	4	4	2	5	15
20	4	4	2	4	14
21	3	4	2	4	13
22	3	5	2	4	14
23	3	5	2	4	14
24	3	4	1	4	12
25	3	4	1	4	12
26	3	4	1	4	12
27	3	4	1	4	12
28	3	4	1	4	12
29	3	4	1	4	12
30	3	4	1	4	12
Total per soal	105	126	49	133	
Indeks %	70	84	32,67	88,67	
Mean (X17)	68,83				
Keterangan (X17)	Level 3				

Nomor Responden	PRODUK DAN LAYANAN (X18)			
	X18.1	X18.2	X18.3	Total X18
1	4	4	5	13
2	4	4	4	12
3	5	4	4	13
4	5	4	4	13
5	5	3	4	12
6	5	3	3	11
7	5	3	3	11
8	3	3	3	9
9	4	3	3	10
10	4	3	4	11
11	4	3	4	11
12	4	3	4	11
13	4	3	4	11
14	4	3	4	11
15	4	3	4	11
16	4	3	4	11
17	4	3	4	11
18	4	4	4	12
19	4	4	4	12
20	4	3	4	11
21	4	3	4	11
22	5	3	3	11
23	5	3	3	11
24	5	3	3	11
25	5	3	3	11
26	3	3	3	9
27	4	3	3	10
28	4	3	3	10
29	4	3	3	10
30	4	3	3	10
Total per soal	127	96	108	
Indeks %	84,67	64	72	
Mean (X18)	73,56			
Keterangan (X18)	Level 3			

Nomor Responden	TEKNOMORLOGI (X19)					
	X19.1	X19.2	X19.3	X19.4	X19.5	Total X19
1	4	4	5	4	3	20
2	4	4	5	4	3	20
3	4	5	5	4	4	22
4	4	5	5	4	4	22
5	3	5	4	4	4	20
6	3	5	4	4	2	18
7	3	4	4	4	2	17
8	3	4	4	4	2	17
9	5	4	4	4	3	20
10	5	4	4	5	3	21
11	5	4	4	5	3	21
12	5	4	4	5	3	21
13	5	4	4	5	3	21
14	3	4	4	4	3	18
15	3	4	4	4	3	18
16	3	4	4	4	3	18
17	3	4	4	4	3	18
18	3	5	4	4	3	19
19	3	5	4	4	3	19
20	3	5	4	4	3	19
21	4	5	4	5	2	20
22	4	5	5	5	3	22
23	4	5	5	5	3	22
24	4	5	5	5	3	22
25	4	5	5	5	3	22
26	4	5	5	5	3	22
27	5	5	3	5	3	21
28	5	4	4	3	3	19
29	5	5	4	4	3	21
30	5	5	4	4	3	21
Total per soal	118	136	128	130	89	
Indeks %	78,67	90,67	85,33	86,67	59,33	
Mean (X19)	80,13					
Keterangan (X19)	Level 4					

Jumlah Responden	Operasional Perusahaan (X20)				Total X20
	X20.1	X20.2	X20.3	X20.4	
1	5	4	4	2	15
2	5	4	4	2	15
3	4	4	4	2	14
4	4	5	4	2	15
5	4	5	4	3	16
6	4	5	5	3	17
7	4	5	5	3	17
8	4	5	5	3	17
9	5	4	5	3	17
10	5	4	5	3	17
11	4	4	5	3	16
12	4	4	4	2	14
13	4	4	4	2	14
14	4	4	4	2	14
15	4	4	4	2	14
16	4	5	4	2	15
17	4	5	5	2	16
18	5	5	5	2	17
19	5	5	5	2	17
20	5	5	5	2	17
21	5	5	5	2	17
22	5	5	5	2	17
23	5	5	5	4	19
24	5	5	5	4	19
25	4	4	5	4	17
26	4	4	5	3	16
27	4	4	5	3	16
28	4	4	5	3	16
29	4	5	5	3	17
30	4	5	4	3	16
Total per soal	131	136	139	78	
Indeks %	87,33	90,67	92,67	52	
Mean (X20)	80,67				
Keterangan (X20)	Level 4				

3. KANTOR POS SINGARAJA

A. KOMPONEN PENGENDALIAN INTERNAL

Nomor Responden	LINGKUNGAN PENGENDALIAN (X21)						Total X21
	X21.1	X21.2	X2.13	X21.4	X21.5	X21.6	
1	4	4	4	4	4	5	25
2	4	4	2	4	4	4	22
3	4	4	3	4	4	4	23
4	5	5	5	5	4	5	29
5	5	5	4	4	4	5	27
6	5	5	4	4	4	4	26
7	4	4	5	4	5	5	27
8	3	3	2	3	4	5	20
9	4	5	5	4	5	5	28
10	5	5	4	4	5	5	28
11	4	4	4	4	4	5	25
12	5	5	5	4	5	5	29
13	4	4	5	4	5	4	26
14	4	4	5	4	5	4	26
15	4	4	4	4	5	4	25
16	4	4	2	4	4	4	22
17	4	4	2	4	4	4	22
18	4	4	2	4	4	4	22
19	4	4	4	4	4	4	24
20	4	5	4	4	4	4	25
21	5	5	4	5	4	5	28
22	5	5	4	5	4	4	27
23	5	5	4	4	4	4	26
24	4	5	4	4	4	4	25
25	4	5	4	4	4	4	25
26	4	4	4	4	5	4	25
27	4	4	4	4	5	5	26
28	4	4	4	4	5	5	26
29	4	4	4	4	5	5	26
30	4	4	4	4	5	5	26
Total per soal	127	131	115	122	132	134	
Indeks %	84,67	87,33	76,67	81,33	88	89,33	
Mean (X21)	84,56						
Keterangan (X21)	Sangat Efektif						

Nomor Responden	PENILAIAN RESIKO (X22)			
	X22.1	X22.2	X22.3	Total X22
1	4	4	4	12
2	5	5	5	15
3	4	4	4	12
4	4	4	4	12
5	4	5	5	14
6	4	4	4	12
7	4	4	4	12
8	4	4	4	12
9	5	5	4	14
10	5	5	5	15
11	4	4	4	12
12	4	4	4	12
13	5	4	4	13
14	5	4	5	14
15	4	4	5	13
16	4	5	4	13
17	4	5	4	13
18	4	4	4	12
19	4	4	4	12
20	4	4	4	12
21	4	4	4	12
22	4	5	4	13
23	4	5	5	14
24	4	5	5	14
25	4	4	5	13
26	5	4	5	14
27	4	4	5	13
28	4	4	5	13
29	4	4	5	13
30	4	4	5	13
Total per soal	126	129	133	
Indeks %	84	86	88,67	
Mean (X22)	86,22			
Keterangan (X22)	Sangat Efektif			

Nomor Responden	AKTIVITAS PENGENDALIAN (X23)										Total X23
	X23. 1	X23. 2	X23. 3	X23. 4	X23. 5	X23. 6	X23. 7	X23. 8	X23. 9	X23. 10	
1	5	4	4	4	4	4	4	4	3	4	40
2	5	4	4	5	5	5	5	5	3	5	46
3	4	4	4	4	4	4	4	4	4	4	40
4	5	5	5	4	5	5	5	5	4	4	47
5	4	5	4	4	4	5	4	4	4	5	43
6	4	5	4	4	4	4	4	4	4	4	41
7	4	4	4	5	4	5	4	5	4	4	43
8	4	4	4	4	4	4	4	5	5	4	42
9	4	4	5	5	5	5	5	5	4	5	47
10	5	5	5	5	5	5	5	5	5	5	50
11	4	4	2	4	2	4	4	2	4	4	34
12	4	5	4	4	4	4	4	4	4	4	41
13	4	5	4	4	3	4	4	4	4	5	41
14	5	5	4	4	4	4	4	5	4	5	44
15	5	5	4	4	4	4	4	4	4	5	43
16	5	5	2	4	4	4	4	5	4	5	42
17	5	5	4	4	4	4	5	5	5	5	46
18	5	5	4	5	4	4	5	5	5	5	47
19	5	5	4	5	4	4	5	4	5	5	46
20	5	4	4	5	4	4	5	4	5	5	45
21	5	5	4	5	4	4	5	4	5	5	46
22	4	5	4	5	5	4	5	4	5	5	46
23	4	5	5	5	5	4	4	5	5	4	46
24	4	5	5	5	5	4	4	5	5	4	46
25	4	5	5	5	5	4	4	5	5	5	47
26	5	5	5	5	4	5	4	5	5	5	48
27	5	5	5	5	4	5	4	5	5	5	48
28	5	5	4	5	4	5	4	5	4	5	46
29	5	4	4	4	5	4	4	4	4	5	43
30	5	4	4	4	5	4	5	4	4	5	44
Total per soal	137	140	124	135	127	129	131	134	131	140	
Indeks %	91,33	93,33	82,67	90	84,67	86	87,33	89,33	87,33	93,33	
Mean (X23)	88,53										
Keterangan (X23)	Sangat Efektif										

Nomor Responden	INFORMASI DAN KOMUNIKASI (X24)				
	X24.1	X24.2	X24.3	X24.4	Total X24
1	4	4	4	4	16
2	5	5	5	5	20
3	4	4	4	4	16
4	5	4	4	4	17
5	5	5	5	5	20
6	4	4	4	4	16
7	4	4	5	4	17
8	4	4	4	3	15
9	4	5	5	4	18
10	5	5	5	5	20
11	5	4	5	4	18
12	4	4	4	4	16
13	4	4	4	4	16
14	4	5	4	4	17
15	4	5	4	4	17
16	5	5	4	4	18
17	5	5	4	4	18
18	5	5	5	4	19
19	4	5	5	4	18
20	4	4	4	4	16
21	4	4	4	5	17
22	4	5	4	4	17
23	4	5	4	5	18
24	4	5	4	5	18
25	4	5	4	4	17
26	4	5	4	4	17
27	4	5	4	4	17
28	4	5	4	4	17
29	5	5	4	4	18
30	5	5	4	4	18
Total per soal	130	139	128	125	
Indeks %	86,67	92,67	85,33	83,33	
Mean (X24)	87				
Keterangan (X24)	Sangat Efektif				

Nomor Responden	PENGAWASAN (X25)			
	X25.1	X25.2	X25.3	Total X25
1	4	4	4	12
2	4	4	4	12
3	4	4	4	12
4	4	4	4	12
5	5	5	5	15
6	4	4	4	12
7	3	4	4	11
8	4	3	4	11
9	5	4	5	14
10	5	5	5	15
11	4	2	4	10
12	4	4	4	12
13	4	4	5	13
14	4	4	5	13
15	4	4	5	13
16	4	4	5	13
17	4	4	5	13
18	4	4	5	13
19	4	4	5	13
20	4	4	5	13
21	5	4	5	14
22	4	5	5	14
23	4	5	4	13
24	4	4	4	12
25	4	4	4	12
26	4	4	4	12
27	4	4	4	12
28	4	4	4	12
29	4	4	4	12
30	4	4	4	12
Total per soal	123	121	133	
Indeks %	82	80,67	88,67	
Mean (X25)	83,78			
Keterangan (X25)	Sangat Efektif			

B. KESIAPAN REVOLUSI INDUSTRI 4.0

Nomor Responden	MANAJEMEN DAN ORGANISASI (X26)				
	X26.1	X26.2	X26.3	X26.4	Total X26
1	3	3	3	4	13
2	2	2	2	5	11
3	3	2	3	4	12
4	4	4	4	4	16
5	4	4	3	4	15
6	2	2	3	4	11
7	4	4	4	5	17
8	4	4	4	3	15
9	3	4	4	5	16
10	4	4	4	5	17
11	3	4	2	3	12
12	4	4	4	5	17
13	2	3	2	3	10
14	3	3	2	3	11
15	3	3	2	3	11
16	3	3	2	3	11
17	3	3	2	3	11
18	3	3	2	3	11
19	3	4	2	3	12
20	3	4	2	3	12
21	3	4	2	3	12
22	3	4	2	3	12
23	3	4	3	4	14
24	3	4	3	4	14
25	4	3	2	4	13
26	2	3	2	4	11
27	2	3	2	3	10
28	2	3	2	3	10
29	2	3	2	3	10
30	2	4	2	3	11
Total per soal	89	102	78	109	
Indeks %	59,33	68	52	72,67	
Mean (X26)	63				
Keterangan (X26)	Level 3				

Nomor Responden	ORANG DAN BUDAYA (X27)				
	X27.1	X27.2	X27.3	X27.4	Total X27
1	5	4	4	5	18
2	3	4	2	2	11
3	2	3	2	2	9
4	4	4	3	4	15
5	3	4	4	4	15
6	4	4	4	4	16
7	4	4	2	4	14
8	2	2	2	3	9
9	4	4	4	5	17
10	4	4	4	5	17
11	4	2	2	3	11
12	5	4	4	4	17
13	3	2	2	4	11
14	3	2	2	4	11
15	3	2	2	4	11
16	3	2	2	4	11
17	4	2	2	4	12
18	4	2	2	4	12
19	3	2	2	4	11
20	3	3	2	4	12
21	3	3	2	4	12
22	3	2	2	4	11
23	3	2	2	4	11
24	3	2	2	4	11
25	3	2	2	4	11
26	3	4	2	4	13
27	3	4	2	4	13
28	3	4	2	4	13
29	3	4	3	3	13
30	4	4	3	3	14
Total per soal	101	91	75	115	
Indeks %	67,33	60,67	50	76,67	
Mean (X27)	63,67				
Keterangan (X27)	Level 3				

Nomor Responden	PRODUK DAN LAYANAN (X28)			
	X28.1	X28.2	X28.3	Total X28
1	4	5	5	14
2	5	5	5	15
3	4	3	4	11
4	4	2	4	10
5	4	4	3	11
6	4	4	4	12
7	5	4	5	14
8	4	4	4	12
9	5	4	4	13
10	5	5	5	15
11	3	4	3	10
12	3	4	4	11
13	3	3	4	10
14	3	3	4	10
15	3	3	4	10
16	3	3	4	10
17	3	2	4	9
18	3	2	4	9
19	4	2	5	11
20	4	3	5	12
21	4	3	5	12
22	4	3	5	12
23	3	3	5	11
24	3	3	5	11
25	3	3	5	11
26	3	3	5	11
27	3	3	5	11
28	3	2	4	9
29	3	2	4	9
30	3	2	4	9
Total per soal	108	96	131	
Indeks %	72	64	87,33	
Mean (X28)	74,44			
Keterangan (X28)	Level 3			

Nomor Responden	TEKNOLOGI (X29)					Total X29
	X29.1	X29.2	X29.3	X29.4	X29.5	
1	5	5	5	5	5	25
2	5	5	4	5	5	24
3	4	4	3	3	3	17
4	5	5	5	5	4	24
5	4	5	5	4	4	22
6	3	5	5	4	4	21
7	5	5	5	5	4	24
8	4	5	4	5	3	21
9	5	5	4	5	4	23
10	5	5	5	5	5	25
11	2	4	4	3	3	16
12	4	4	5	4	4	21
13	4	4	4	3	4	19
14	4	4	4	3	4	19
15	4	4	4	3	4	19
16	4	4	5	3	4	20
17	4	5	5	3	4	21
18	3	5	4	4	4	20
19	3	5	5	4	3	20
20	3	5	5	4	3	20
21	3	5	5	4	3	20
22	3	5	5	4	3	20
23	3	5	5	4	3	20
24	4	5	5	4	4	22
25	4	4	5	3	4	20
26	4	4	5	3	4	20
27	4	5	5	3	4	21
28	4	5	5	3	4	21
29	4	5	4	3	4	20
30	4	5	4	4	4	21
Total per soal	117	141	138	115	115	
Indeks %	78	94	92	76,67	76,67	
Mean (X29)	83,47					
Keterangan (X29)	Level 4					

Nomor Responden	Operasional Perusahaan (X30)				Total X30
	X30.1	X30.2	X30.3	X30.4	
1	5	5	4	4	18
2	5	5	4	5	19
3	4	3	4	3	14
4	4	4	4	3	15
5	5	5	5	4	19
6	4	4	4	4	16
7	5	5	5	4	19
8	4	3	4	4	15
9	5	5	5	5	20
10	5	5	5	5	20
11	3	4	3	3	13
12	4	4	4	4	16
13	3	4	3	4	14
14	3	4	3	4	14
15	3	4	3	4	14
16	3	4	3	3	13
17	3	4	3	4	14
18	3	5	3	4	15
19	4	5	3	4	16
20	4	5	4	3	16
21	4	5	4	3	16
22	4	4	3	3	14
23	4	4	3	3	14
24	4	4	3	4	15
25	3	4	3	4	14
26	3	4	3	4	14
27	3	4	3	4	14
28	3	4	3	4	14
29	3	4	3	4	14
30	3	4	4	4	15
Total per soal	113	128	108	115	
Indeks %	75,33	85,33	72	76,67	
Mean (X30)	77,33				
Keterangan (X30)	Level 3				

LAMPIRAN 5 HASIL UJI VALIDITAS DAN RELIABILITAS

A. Kuisiener Penelitian Komponen Pengendalian Internal (COSO)

1. Ninja Xpress Mini Station Singaraja

a. Komponen Lingkungan Pengendalian (X1)

Correlations

		X1.1	X1.2	X1.3	X1.4	X1.5	X1.6	TOTAL_X1
X1.1	Pearson Correlation	1	.512**	.451*	.202	.256	-.068	.604**
	Sig. (2-tailed)		.004	.012	.284	.172	.720	.000
	N	30	30	30	30	30	30	30
X1.2	Pearson Correlation	.512**	1	.490**	.264	.035	.276	.647**
	Sig. (2-tailed)	.004		.006	.159	.856	.140	.000
	N	30	30	30	30	30	30	30
X1.3	Pearson Correlation	.451*	.490**	1	.080	.428*	.440*	.750**
	Sig. (2-tailed)	.012	.006		.676	.018	.015	.000
	N	30	30	30	30	30	30	30
X1.4	Pearson Correlation	.202	.264	.080	1	.302	.333	.570**
	Sig. (2-tailed)	.284	.159	.676		.104	.072	.001
	N	30	30	30	30	30	30	30
X1.5	Pearson Correlation	.256	.035	.428*	.302	1	.398*	.654**
	Sig. (2-tailed)	.172	.856	.018	.104		.029	.000
	N	30	30	30	30	30	30	30
X1.6	Pearson Correlation	-.068	.276	.440*	.333	.398*	1	.620**
	Sig. (2-tailed)	.720	.140	.015	.072	.029		.000
	N	30	30	30	30	30	30	30
TOTAL_X1	Pearson Correlation	.604**	.647**	.750**	.570**	.654**	.620**	1
	Sig. (2-tailed)	.000	.000	.000	.001	.000	.000	
	N	30	30	30	30	30	30	30

** . Correlation is significant at the 0.01 level (2-tailed).

* . Correlation is significant at the 0.05 level (2-tailed).

Reliability Statistics

Cronbach's Alpha	N of Items
.756	7

b. Komponen Penilaian Resiko (X2)

Correlations

		X2.1	X2.2	X2.3	TOTAL_X2
X2.1	Pearson Correlation	1	.244	.273	.760**
	Sig. (2-tailed)		.194	.144	.000
	N	30	30	30	30
X2.2	Pearson Correlation	.244	1	.093	.675**
	Sig. (2-tailed)	.194		.624	.000
	N	30	30	30	30
X2.3	Pearson Correlation	.273	.093	1	.615**
	Sig. (2-tailed)	.144	.624		.000
	N	30	30	30	30
TOTAL_X2	Pearson Correlation	.760**	.675**	.615**	1
	Sig. (2-tailed)	.000	.000	.000	
	N	30	30	30	30

** . Correlation is significant at the 0.01 level (2-tailed).

Reliability Statistics

Cronbach's Alpha	N of Items
.763	4



c. Komponen Aktivitas Pengendalian (X3)

Correlations

		X3.1	X3.2	X3.3	X3.4	X3.5	X3.6	X3.7	X3.8	X3.9	X3.10	TOTAL_X3
X3.1	Pearson Correlation	1	.666**	.289	.400'	.067	.250	.381'	.049	.000	.226	.599**
	Sig. (2-tailed)		.000	.122	.029	.726	.183	.038	.797	1.000	.230	.000
	N	30	30	30	30	30	30	30	30	30	30	30
X3.2	Pearson Correlation	.666**	1	.439'	.381'	.054	.238	.186	.451'	.287	.150	.699**
	Sig. (2-tailed)	.000		.015	.038	.777	.206	.326	.012	.124	.428	.000
	N	30	30	30	30	30	30	30	30	30	30	30
X3.3	Pearson Correlation	.289	.439'	1	.289	-.058	.289	.165	.198	-.025	.391'	.531**
	Sig. (2-tailed)	.122	.015		.122	.762	.122	.384	.295	.895	.033	.003
	N	30	30	30	30	30	30	30	30	30	30	30
X3.4	Pearson Correlation	.400'	.381'	.289	1	.567**	.250	.381'	.049	.263	.361'	.755**
	Sig. (2-tailed)	.029	.038	.122		.001	.183	.038	.797	.161	.050	.000
	N	30	30	30	30	30	30	30	30	30	30	30
X3.5	Pearson Correlation	.067	.054	-.058	.567**	1	.167	.244	-.134	.272	.106	.494**
	Sig. (2-tailed)	.726	.777	.762	.001		.378	.193	.481	.146	.579	.006
	N	30	30	30	30	30	30	30	30	30	30	30
X3.6	Pearson Correlation	.250	.238	.289	.250	.167	1	-.048	.489**	.263	.090	.547**
	Sig. (2-tailed)	.183	.206	.122	.183	.378		.803	.006	.161	.635	.002
	N	30	30	30	30	30	30	30	30	30	30	30
X3.7	Pearson Correlation	.381'	.186	.165	.381'	.244	-.048	1	-.107	-.212	.279	.426'
	Sig. (2-tailed)	.038	.326	.384	.038	.193	.803		.574	.260	.135	.019
	N	30	30	30	30	30	30	30	30	30	30	30
X3.8	Pearson Correlation	.049	.451'	.198	.049	-.134	.489**	-.107	1	.270	-.022	.392'
	Sig. (2-tailed)	.797	.012	.295	.797	.481	.006	.574		.149	.908	.032
	N	30	30	30	30	30	30	30	30	30	30	30
X3.9	Pearson Correlation	.000	.287	-.025	.263	.272	.263	-.212	.270	1	-.059	.406'
	Sig. (2-tailed)	1.000	.124	.895	.161	.146	.161	.260	.149		.756	.026
	N	30	30	30	30	30	30	30	30	30	30	30
X3.10	Pearson Correlation	.226	.150	.391'	.361'	.106	.090	.279	-.022	-.059	1	.471**
	Sig. (2-tailed)	.230	.428	.033	.050	.579	.635	.135	.908	.756		.009
	N	30	30	30	30	30	30	30	30	30	30	30
TOTAL_X3	Pearson Correlation	.599**	.699**	.531**	.755**	.494**	.547**	.426'	.392'	.406'	.471**	1
	Sig. (2-tailed)	.000	.000	.003	.000	.006	.002	.019	.032	.026	.009	
	N	30	30	30	30	30	30	30	30	30	30	30

Reliability Statistics

Cronbach's Alpha	N of Items
.725	11

** . Correlation is significant at the 0.01 level (2-tailed).

* . Correlation is significant at the 0.05 level (2-tailed).

d. Komponen Informasi dan Komunikasi (X4)

Correlations

		X4.1	X4.2	X4.3	X4.4	TOTAL_X4
X4.1	Pearson Correlation	1	.276	.085	.110	.587**
	Sig. (2-tailed)		.140	.654	.563	.001
	N	30	30	30	30	30
X4.2	Pearson Correlation	.276	1	-.063	.247	.569**
	Sig. (2-tailed)	.140		.741	.188	.001
	N	30	30	30	30	30
X4.3	Pearson Correlation	.085	-.063	1	.270	.595**
	Sig. (2-tailed)	.654	.741		.149	.001
	N	30	30	30	30	30
X4.4	Pearson Correlation	.110	.247	.270	1	.661**
	Sig. (2-tailed)	.563	.188	.149		.000
	N	30	30	30	30	30
TOTAL_X4	Pearson Correlation	.587**	.569**	.595**	.661**	1
	Sig. (2-tailed)	.001	.001	.001	.000	
	N	30	30	30	30	30

** . Correlation is significant at the 0.01 level (2-tailed).

Reliability Statistics

Cronbach's Alpha	N of Items
.764	4

e. Komponen Pengawasan (X5)

Correlations

		X5.1	X5.2	X5.3	TOTAL_X5
X5.1	Pearson Correlation	1	.025	.339	.638**
	Sig. (2-tailed)		.897	.067	.000
	N	30	30	30	30
X5.2	Pearson Correlation	.025	1	.299	.682**
	Sig. (2-tailed)	.897		.108	.000
	N	30	30	30	30
X5.3	Pearson Correlation	.339	.299	1	.756**
	Sig. (2-tailed)	.067	.108		.000
	N	30	30	30	30
TOTAL_X5	Pearson Correlation	.638**	.682**	.756**	1
	Sig. (2-tailed)	.000	.000	.000	
	N	30	30	30	30

Reliability Statistics

Cronbach's Alpha	N of Items
.720	5

** . Correlation is significant at the 0.01 level (2-tailed).

2. J&T Express Drop Point Singaraja

a. Komponen Lingkungan Pengendalian (X11)

Correlations

		X11.1	X11.2	X11.3	X11.4	X11.5	X11.6	TOTAL_X11
X11.1	Pearson Correlation	1	.000	-.398*	.000	.603**	.208	.400'
	Sig. (2-tailed)		1.000	.029	1.000	.000	.271	.029
	N	30	30	30	30	30	30	30
X11.2	Pearson Correlation	.000	1	.279	.191	.123	.621**	.695**
	Sig. (2-tailed)	1.000		.136	.312	.517	.000	.000
	N	30	30	30	30	30	30	30
X11.3	Pearson Correlation	-.398*	.279	1	-.023	-.051	.272	.391'
	Sig. (2-tailed)	.029	.136		.905	.787	.147	.033
	N	30	30	30	30	30	30	30
X11.4	Pearson Correlation	.000	.191	-.023	1	.191	-.120	.382'
	Sig. (2-tailed)	1.000	.312	.905		.311	.527	.037
	N	30	30	30	30	30	30	30
X11.5	Pearson Correlation	.603**	.123	-.051	.191	1	.302	.640**
	Sig. (2-tailed)	.000	.517	.787	.311		.104	.000
	N	30	30	30	30	30	30	30
X11.6	Pearson Correlation	.208	.621**	.272	-.120	.302	1	.708**
	Sig. (2-tailed)	.271	.000	.147	.527	.104		.000
	N	30	30	30	30	30	30	30
TOTAL_X11	Pearson Correlation	.400'	.695**	.391'	.382'	.640**	.708**	1
	Sig. (2-tailed)	.029	.000	.033	.037	.000	.000	
	N	30	30	30	30	30	30	30

*. Correlation is significant at the 0.05 level (2-tailed).

** Correlation is significant at the 0.01 level (2-tailed).

Reliability Statistics

Cronbach's Alpha	N of Items
.700	7



b. Komponen Penilaian Resiko (X12)

Correlations


		X12.1	X12.2	X12.3	TOTAL_X12
X12.1	Pearson Correlation	1	.239	.231	.790**
	Sig. (2-tailed)		.204	.220	.000
	N	30	30	30	30
X12.2	Pearson Correlation	.239	1	-.235	.608**
	Sig. (2-tailed)	.204		.212	.000
	N	30	30	30	30
X12.3	Pearson Correlation	.231	-.235	1	.457*
	Sig. (2-tailed)	.220	.212		.011
	N	30	30	30	30
TOTAL_X12	Pearson Correlation	.790**	.608**	.457*	1
	Sig. (2-tailed)	.000	.000	.011	
	N	30	30	30	30

** . Correlation is significant at the 0.01 level (2-tailed).

* . Correlation is significant at the 0.05 level (2-tailed).

Reliability Statistics

Cronbach's Alpha	N of Items
.713	4



c. Komponen Aktivitas Pengendalian (X13)

Correlations

		X13.1	X13.2	X13.3	X13.4	X13.5	X13.6	X13.7	X13.8	X13.9	X13.10	TOTAL_X10
X13.1	Pearson Correlation	1	.032	.236	.213	.331	.117	-.047	.351	-.200	.661**	.544**
	Sig. (2-tailed)		.867	.209	.259	.074	.539	.804	.057	.288	.000	.002
	N	30	30	30	30	30	30	30	30	30	30	30
X13.2	Pearson Correlation	.032	1	.211	-.219	-.084	.013	.084	.153	.537**	-.042	.405'
	Sig. (2-tailed)	.867		.263	.246	.658	.946	.658	.421	.002	.825	.027
	N	30	30	30	30	30	30	30	30	30	30	30
X13.3	Pearson Correlation	.236	.211	1	.196	-.100	.154	.250	.342	-.118	.250	.492**
	Sig. (2-tailed)	.209	.263		.300	.599	.416	.183	.064	.535	.183	.006
	N	30	30	30	30	30	30	30	30	30	30	30
X13.4	Pearson Correlation	.213	-.219	.196	1	.391'	.408'	.196	.426'	-.138	.196	.526**
	Sig. (2-tailed)	.259	.246	.300		.032	.025	.300	.019	.466	.300	.003
	N	30	30	30	30	30	30	30	30	30	30	30
X13.5	Pearson Correlation	.331	-.084	-.100	.391'	1	.154	.050	.098	.118	.050	.411'
	Sig. (2-tailed)	.074	.658	.599	.032		.416	.793	.607	.535	.793	.024
	N	30	30	30	30	30	30	30	30	30	30	30
X13.6	Pearson Correlation	.117	.013	.154	.408'	.154	1	.772**	-.045	.388'	-.154	.582**
	Sig. (2-tailed)	.539	.946	.416	.025	.416		.000	.812	.034	.416	.001
	N	30	30	30	30	30	30	30	30	30	30	30
X13.7	Pearson Correlation	-.047	.084	.250	.196	.050	.772**	1	-.098	.354	-.350	.462'
	Sig. (2-tailed)	.804	.658	.183	.300	.793	.000		.607	.055	.058	.010
	N	30	30	30	30	30	30	30	30	30	30	30
X13.8	Pearson Correlation	.351	.153	.342	.426'	.098	-.045	-.098	1	-.023	.636**	.585**
	Sig. (2-tailed)	.057	.421	.064	.019	.607	.812	.607		.904	.000	.001
	N	30	30	30	30	30	30	30	30	30	30	30
X13.9	Pearson Correlation	-.200	.537**	-.118	-.138	.118	.388'	.354	-.023	1	-.354	.383'
	Sig. (2-tailed)	.288	.002	.535	.466	.535	.034	.055	.904		.055	.037
	N	30	30	30	30	30	30	30	30	30	30	30
X13.10	Pearson Correlation	.661**	-.042	.250	.196	.050	-.154	-.350	.636**	-.354	1	.371'
	Sig. (2-tailed)	.000	.825	.183	.300	.793	.416	.058	.000	.055		.043
	N	30	30	30	30	30	30	30	30	30	30	30
Reliability Statistics												
	Reliability	.544**	.405'	.492**	.526**	.411'	.582**	.462'	.585**	.383'	.371'	1
	Cronbach's Alpha	.002	.027	.006	.003	.024	.001	.010	.001	.037	.043	
	N of Items	30	30	30	30	30	30	30	30	30	30	30

*. Correlation is significant at the 0.05 level (2-tailed).

** Correlation is significant at the 0.01 level (2-tailed).

d. Komponen Informasi dan Komunikasi (X14)

Correlations

		X14.1	X14.2	X14.3	X14.4	TOTAL_X14
X14.1	Pearson Correlation	1	.141	.443*	.107	.708**
	Sig. (2-tailed)		.457	.014	.575	.000
	N	30	30	30	30	30
X14.2	Pearson Correlation	.141	1	-.339	.189	.434*
	Sig. (2-tailed)	.457		.067	.317	.016
	N	30	30	30	30	30
X14.3	Pearson Correlation	.443*	-.339	1	.189	.555**
	Sig. (2-tailed)	.014	.067		.317	.001
	N	30	30	30	30	30
X14.4	Pearson Correlation	.107	.189	.189	1	.638**
	Sig. (2-tailed)	.575	.317	.317		.000
	N	30	30	30	30	30
TOTAL_X14	Pearson Correlation	.708**	.434*	.555**	.638**	
	Sig. (2-tailed)	.000	.016	.001	.000	
	N	30	30	30	30	

Reliability Statistics

Cronbach's Alpha	N of Items
.704	5

*. Correlation is significant at the 0.05 level (2-tailed).

** Correlation is significant at the 0.01 level (2-tailed).

e. Komponen Pengawasan (X15)

Correlations

		X15.1	X15.2	X15.3	TOTAL_X15
X15.1	Pearson Correlation	1	.011	.405*	.763**
	Sig. (2-tailed)		.953	.026	.000
	N	30	30	30	30
X15.2	Pearson Correlation	.011	1	-.115	.474**
	Sig. (2-tailed)	.953		.545	.008
	N	30	30	30	30
X15.3	Pearson Correlation	.405*	-.115	1	.660**
	Sig. (2-tailed)	.026	.545		.000
	N	30	30	30	30
TOTAL_X15	Pearson Correlation	.763**	.474**	.660**	
	Sig. (2-tailed)	.000	.008	.000	
	N	30	30	30	

Reliability Statistics

Cronbach's Alpha	N of Items
.723	4

*. Correlation is significant at the 0.05 level (2-tailed).

** Correlation is significant at the 0.01 level (2-tailed).

3. KANTOR POS SINGARAJA

a. Komponen Lingkungan Pengendalian (X21)

		Correlations						
		X21.1	X21.2	X21.3	X21.4	X21.5	X21.6	TOTAL_X21
X21.1	Pearson Correlation	1	.792**	.372'	.662**	-.110	.099	.696**
	Sig. (2-tailed)		.000	.043	.000	.563	.603	.000
	N	30	30	30	30	30	30	30
X21.2	Pearson Correlation	.792**	1	.446'	.555**	-.174	-.016	.674**
	Sig. (2-tailed)	.000		.013	.001	.357	.932	.000
	N	30	30	30	30	30	30	30
X21.3	Pearson Correlation	.372'	.446'	1	.331	.510**	.310	.870**
	Sig. (2-tailed)	.043	.013		.074	.004	.095	.000
	N	30	30	30	30	30	30	30
X21.4	Pearson Correlation	.662**	.555**	.331	1	-.152	.012	.568**
	Sig. (2-tailed)	.000	.001	.074		.424	.948	.001
	N	30	30	30	30	30	30	30
X21.5	Pearson Correlation	-.110	-.174	.510**	-.152	1	.327	.427'
	Sig. (2-tailed)	.563	.357	.004	.424		.077	.019
	N	30	30	30	30	30	30	30
X21.6	Pearson Correlation	.099	-.016	.310	.012	.327	1	.458'
	Sig. (2-tailed)	.603	.932	.095	.948	.077		.011
	N	30	30	30	30	30	30	30
TOTAL_X21	Pearson Correlation	.696**	.674**	.870**	.568**	.427'	.458'	1
	Sig. (2-tailed)	.000	.000	.000	.001	.019	.011	
	N	30	30	30	30	30	30	30

** . Correlation is significant at the 0.01 level (2-tailed).

* . Correlation is significant at the 0.05 level (2-tailed).

Reliability Statistics

Cronbach's Alpha	N of Items
.749	7

b. Komponen Penilaian Resiko (X22)

Correlations

		X22.1	X22.2	X22.3	TOTAL_X22
X22.1	Pearson Correlation	1	.218	.235	.664**
	Sig. (2-tailed)		.247	.210	.000
	N	30	30	30	30
X22.2	Pearson Correlation	.218	1	.161	.674**
	Sig. (2-tailed)	.247		.394	.000
	N	30	30	30	30
X22.3	Pearson Correlation	.235	.161	1	.715**
	Sig. (2-tailed)	.210	.394		.000
	N	30	30	30	30
TOTAL_X22	Pearson Correlation	.664**	.674**	.715**	1
	Sig. (2-tailed)	.000	.000	.000	
	N	30	30	30	30

** . Correlation is significant at the 0.01 level (2-tailed).

Reliability Statistics

Cronbach's Alpha	N of Items
.762	4



c. **Komponen Aktivitas Pengendalian (X23)**

Correlations

		X23.1	X23.2	X23.3	X23.4	X23.5	X23.6	X23.7	X23.8	X23.9	X23.10	TOTAL X23
X23.1	Pearson Correlation	1	.095	-.025	.067	.104	.132	.386'	.207	-.026	.523''	.389'
	Sig. (2-tailed)		.617	.896	.724	.584	.486	.035	.271	.892	.003	.034
	N	30	30	30	30	30	30	30	30	30	30	30
X23.2	Pearson Correlation	.095	1	.230	.141	.035	.000	-.049	.281	.429'	.250	.413'
	Sig. (2-tailed)	.617		.222	.456	.853	1.000	.797	.132	.018	.183	.023
	N	30	30	30	30	30	30	30	30	30	30	30
X23.3	Pearson Correlation	-.025	.230	1	.464''	.631''	.385'	.148	.564''	.348	.033	.726''
	Sig. (2-tailed)	.896	.222		.010	.000	.036	.436	.001	.059	.863	.000
	N	30	30	30	30	30	30	30	30	30	30	30
X23.4	Pearson Correlation	.067	.141	.464''	1	.350	.364'	.346	.398'	.496''	.283	.689''
	Sig. (2-tailed)	.724	.456	.010		.058	.048	.061	.029	.005	.130	.000
	N	30	30	30	30	30	30	30	30	30	30	30
X23.5	Pearson Correlation	.104	.035	.631''	.350	1	.207	.356	.576''	.118	.141	.675''
	Sig. (2-tailed)	.584	.853	.000	.058		.272	.054	.001	.533	.457	.000
	N	30	30	30	30	30	30	30	30	30	30	30
X23.6	Pearson Correlation	.132	.000	.385'	.364'	.207	1	.106	.413'	-.156	.154	.446'
	Sig. (2-tailed)	.486	1.000	.036	.048	.272		.578	.023	.409	.416	.013
	N	30	30	30	30	30	30	30	30	30	30	30
X23.7	Pearson Correlation	.386'	-.049	.148	.346	.356	.106	1	.089	.225	.391'	.500''
	Sig. (2-tailed)	.035	.797	.436	.061	.054	.578		.638	.232	.032	.005
	N	30	30	30	30	30	30	30	30	30	30	30
X23.8	Pearson Correlation	.207	.281	.564''	.398'	.576''	.413'	.089	1	.236	.176	.736''
	Sig. (2-tailed)	.271	.132	.001	.029	.001	.023	.638		.210	.352	.000
	N	30	30	30	30	30	30	30	30	30	30	30
X23.9	Pearson Correlation	-.026	.429'	.348	.496''	.118	-.156	.225	.236	1	.195	.519''
	Sig. (2-tailed)	.892	.018	.059	.005	.533	.409	.232	.210		.302	.003
	N	30	30	30	30	30	30	30	30	30	30	30
X23.10	Pearson Correlation	.523''	.250	.033	.283	.141	.154	.391'	.176	.195	1	.502''
	Sig. (2-tailed)	.003	.183	.863	.130	.457	.416	.032	.352	.302		.005
	N	30	30	30	30	30	30	30	30	30	30	30
Reliability Statistics		.389'	.413'	.726''	.689''	.675''	.446'	.500''	.736''	.519''	.502''	1
		.034	.023	.000	.000	.000	.013	.005	.000	.003	.005	
		30	30	30	30	30	30	30	30	30	30	30
Cronbach's Alpha	N of Items	at the 0.05 level (2-tailed).										
.740	11	at the 0.01 level (2-tailed).										

d. Komponen Informasi dan Komunikasi (X24)

Correlations

		X24.1	X24.2	X24.3	X24.4	TOTAL_X24
X24.1	Pearson Correlation	1	.245	.373*	.208	.691**
	Sig. (2-tailed)		.193	.042	.270	.000
	N	30	30	30	30	30
X24.2	Pearson Correlation	.245	1	.146	.280	.642**
	Sig. (2-tailed)	.193		.441	.134	.000
	N	30	30	30	30	30
X24.3	Pearson Correlation	.373*	.146	1	.277	.663**
	Sig. (2-tailed)	.042	.441		.138	.000
	N	30	30	30	30	30
X24.4	Pearson Correlation	.208	.280	.277	1	.659**
	Sig. (2-tailed)	.270	.134	.138		.000
	N	30	30	30	30	30
TOTAL_X24	Pearson Correlation	.691**	.642**	.663		
	Sig. (2-tailed)	.000	.000	.00		
	N	30	30	30		

Reliability Statistics

Cronbach's Alpha	N of Items
.760	5

*. Correlation is significant at the 0.05 level (2-tailed).

** Correlation is significant at the 0.01 level (2-tailed).

e. Komponen Pengawasan (X25)

Correlations

		X25.1	X25.2	X25.3	TOTAL_X25
X25.1	Pearson Correlation	1	.293	.459*	.721**
	Sig. (2-tailed)		.117	.011	.000
	N	30	30	30	30
X25.2	Pearson Correlation	.293	1	.316	.754**
	Sig. (2-tailed)	.117		.089	.000
	N	30	30	30	30
X25.3	Pearson Correlation	.459*	.316	1	.783**
	Sig. (2-tailed)	.011	.089		.000
	N	30	30	30	30
TOTAL_X25	Pearson Correlation	.721**	.754**		
	Sig. (2-tailed)	.000	.000		
	N	30	30		

Reliability Statistics

Cronbach's Alpha	N of Items
.802	4

*. Correlation is significant at the 0.05 level (2-tailed).

** Correlation is significant at the 0.01 level (2-tailed).

B. Kuisisioner Penelitian Indikator Kesiapan Revolusi Industri 4.0 (INDI 4.0)

1. Ninja Xpress Mini Station Singaraja

a. Pilar Manajemen dan Organisasi (X6)

Correlations

		X6.1	X6.2	X6.3	X6.4	TOTAL_X6
X6.1	Pearson Correlation	1	.578**	.389'	.377'	.816**
	Sig. (2-tailed)		.001	.034	.040	.000
	N	30	30	30	30	30
X6.2	Pearson Correlation	.578**	1	.185	.000	.648**
	Sig. (2-tailed)	.001		.327	1.000	.000
	N	30	30	30	30	30
X6.3	Pearson Correlation	.389'	.185	1	.229	.725**
	Sig. (2-tailed)	.034	.327		.223	.000
	N	30	30	30	30	30
X6.4	Pearson Correlation	.377'	.000	.229	1	.535**
	Sig. (2-tailed)	.040	1.000	.223		.002
	N	30	30	30	30	30
TOTAL_X6	Pearson Correlation	.816**	.648**	.725**		
	Sig. (2-tailed)	.000	.000	.000		
	N	30	30	30		

Reliability Statistics

Cronbach's Alpha	N of Items
.763	5

** . Correlation is significant at the 0.01 level (2-tailed).

* . Correlation is significant at the 0.05 level (2-tailed).

b. Pilar Orang dan Budaya (X7)

Correlations

		X7.1	X7.2	X7.3	X7.4	TOTAL_X7
X7.1	Pearson Correlation	1	.105	.113	-.142	.479**
	Sig. (2-tailed)		.581	.552	.453	.007
	N	30	30	30	30	30
X7.2	Pearson Correlation	.105	1	.137	.173	.606**
	Sig. (2-tailed)	.581		.471	.362	.000
	N	30	30	30	30	30
X7.3	Pearson Correlation	.113	.137	1	.299	.696**
	Sig. (2-tailed)	.552	.471		.108	.000
	N	30	30	30	30	30
X7.4	Pearson Correlation	-.142	.173	.299	1	.532**
	Sig. (2-tailed)	.453	.362	.108		.002
	N	30	30	30	30	30
TOTAL_X7	Pearson Correlation	.479**	.606**	.696**		
	Sig. (2-tailed)	.007	.000	.000		
	N	30	30	30		

Reliability Statistics

Cronbach's Alpha	N of Items
.706	5

** . Correlation is significant at the 0.01 level (2-tailed).

c. Pilar Produk dan Layanan (X8)

Correlations

		X8.1	X8.2	X8.3	TOTAL_X8
X8.1	Pearson Correlation	1	.093	.517**	.859**
	Sig. (2-tailed)		.626	.003	.000
	N	30	30	30	30
X8.2	Pearson Correlation	.093	1	-.183	.435*
	Sig. (2-tailed)	.626		.332	.016
	N	30	30	30	30
X8.3	Pearson Correlation	.517**	-.183	1	.663**
	Sig. (2-tailed)	.003	.332		.000
	N	30	30	30	30
TOTAL_X8	Pearson Correlation	.859**	.435*	.663**	1
	Sig. (2-tailed)	.000	.016	.000	
	N	30	30	30	30

Reliability Statistics

Cronbach's Alpha	N of Items
.748	4

** . Correlation is significant at the 0.01 level (2-tailed).

* . Correlation is significant at the 0.05 level (2-tailed).

d. Pilar Teknologi (X9)

Correlations

		X9.1	X9.2	X9.3	X9.4	X9.5	TOTAL_X9
X9.1	Pearson Correlation	1	-.132	-.270	.394*	.231	.483**
	Sig. (2-tailed)		.486	.150	.031	.218	.007
	N	30	30	30	30	30	30
X9.2	Pearson Correlation	-.132	1	.141	.144	.190	.443*
	Sig. (2-tailed)	.486		.458	.448	.314	.014
	N	30	30	30	30	30	30
X9.3	Pearson Correlation	-.270	.141	1	.152	.134	.388*
	Sig. (2-tailed)	.150	.458		.421	.479	.034
	N	30	30	30	30	30	30
X9.4	Pearson Correlation	.394*	.144	.152	1	.614**	.804**
	Sig. (2-tailed)	.031	.448	.421		.000	.000
	N	30	30	30	30	30	30
X9.5	Pearson Correlation	.231	.190	.134	.614**	1	.738**
	Sig. (2-tailed)	.218	.314	.479	.000		.000
	N	30	30	30	30	30	30
TOTAL_X9	Pearson Correlation	.483**	.443*	.388*	.804**	.738**	1
	Sig. (2-tailed)	.007	.014	.034	.000		
	N	30	30	30	30	30	30

Reliability Statistics

Cronbach's Alpha	N of Items
.710	6

* . Correlation is significant at the 0.05 level (2-tailed).

** . Correlation is significant at the 0.01 level (2-tailed).

e. Pilar Operasional Perusahaan (X10)

Correlations

		X10.1	X10.2	X10.3	X10.4	TOTAL_X10
X10.1	Pearson Correlation	1	.177	.138	.344	.613**
	Sig. (2-tailed)		.350	.466	.062	.000
	N	30	30	30	30	30
X10.2	Pearson Correlation	.177	1	.489**	.150	.697**
	Sig. (2-tailed)	.350		.006	.429	.000
	N	30	30	30	30	30
X10.3	Pearson Correlation	.138	.489**	1	-.081	.573**
	Sig. (2-tailed)	.466	.006		.672	.001
	N	30	30	30	30	30
X10.4	Pearson Correlation	.344	.150	-.081	1	.638**
	Sig. (2-tailed)	.062	.429	.672		.000
	N	30	30	30	30	30
TOTAL_X10	Pearson Correlation	.613**	.697**	.573**	.638**	1
	Sig. (2-tailed)	.000	.000	.001	.000	
	N	30	30	30	30	30

** . Correlation is significant at the 0.01 level (2-tailed).

Reliability Statistics

Cronbach's Alpha	N of Items
.736	5



2. J&T Express Drop Point Singaraja

a. Pilar Manajemen dan Organisasi (X16)

		X16.1	X16.2	X16.3	X16.4	TOTAL_X16
X16.1	Pearson Correlation	1	-.098	.000	.293	.547**
	Sig. (2-tailed)		.608	1.000	.116	.002
	N	30	30	30	30	30
X16.2	Pearson Correlation	-.098	1	.316	.280	.599**
	Sig. (2-tailed)	.608		.089	.134	.000
	N	30	30	30	30	30
X16.3	Pearson Correlation	.000	.316	1	-.063	.582**
	Sig. (2-tailed)	1.000	.089		.740	.001
	N	30	30	30	30	30
X16.4	Pearson Correlation	.293	.280	-.063	1	.599**
	Sig. (2-tailed)	.116	.134	.740		.000
	N	30	30	30	30	30
TOTAL_X16	Pearson Correlation	.547**	.599**	.582**	.599**	1
	Sig. (2-tailed)	.002	.000	.001	.000	
	N	30	30	30	30	30

Reliability Statistics

Cronbach's Alpha	N of Items
.702	5

** . Correlation is significant at the 0.01 level (2-tailed).

b. Pilar Orang dan Budaya (X17)

		X17.1	X17.2	X17.3	X17.4	TOTAL_X17
X17.1	Pearson Correlation	1	.167	-.055	.740**	.749**
	Sig. (2-tailed)		.379	.772	.000	.000
	N	30	30	30	30	30
X17.2	Pearson Correlation	.167	1	.303	-.101	.513**
	Sig. (2-tailed)	.379		.103	.596	.004
	N	30	30	30	30	30
X17.3	Pearson Correlation	-.055	.303	1	-.137	.524**
	Sig. (2-tailed)	.772	.103		.470	.003
	N	30	30	30	30	30
X17.4	Pearson Correlation	.740**	-.101	-.137	1	.617**
	Sig. (2-tailed)	.000	.596	.470		.000
	N	30	30	30	30	30
TOTAL_X17	Pearson Correlation	.749**	.513**	.524**	.617**	1
	Sig. (2-tailed)	.000	.004	.003	.000	
	N	30	30	30	30	30

Reliability Statistics

Cronbach's Alpha	N of Items
.717	5

** . Correlation is significant at the 0.01 level (2-tailed).

c. Pilar Produk dan Layanan (X18)

Correlations

		X18.1	X18.2	X18.3	TOTAL_X18
X18.1	Pearson Correlation	1	.089	-.129	.532**
	Sig. (2-tailed)		.638	.496	.002
	N	30	30	30	30
X18.2	Pearson Correlation	.089	1	.512**	.746**
	Sig. (2-tailed)	.638		.004	.000
	N	30	30	30	30
X18.3	Pearson Correlation	-.129	.512**	1	.698**
	Sig. (2-tailed)	.496	.004		.000
	N	30	30	30	30
TOTAL_X18	Pearson Correlation	.532**	.746**	Reliability Statistics	
	Sig. (2-tailed)	.002	.000	Cronbach's Alpha	N of Items
	N	30	30	.731	4

** . Correlation is significant at the 0.01 level (2-tailed).

d. Pilar Teknologi (X19)

Correlations

		X19.1	X19.2	X19.3	X19.4	X19.5	TOTAL_X19
X19.1	Pearson Correlation	1	-.077	-.037	.356	.164	.641**
	Sig. (2-tailed)		.687	.845	.054	.386	.000
	N	30	30	30	30	30	30
X19.2	Pearson Correlation	-.077	1	.226	.207	.213	.478**
	Sig. (2-tailed)	.687		.229	.272	.259	.008
	N	30	30	30	30	30	30
X19.3	Pearson Correlation	-.037	.226	1	.161	.306	.517**
	Sig. (2-tailed)	.845	.229		.394	.100	.003
	N	30	30	30	30	30	30
X19.4	Pearson Correlation	.356	.207	.161	1	-.086	.607**
	Sig. (2-tailed)	.054	.272	.394		.652	.000
	N	30	30	30	30	30	30
X19.5	Pearson Correlation	.164	.213	.306	-.086	1	.520**
	Sig. (2-tailed)	.386	.259	.100	.652		.003
	N	30	30	30	30	30	30
TOTAL_X19	Pearson Correlation	.641**	.478**	.517**	Reliability Statistics		
	Sig. (2-tailed)	.000	.008	.003	Cronbach's Alpha	N of Items	
	N	30	30	30	.702	6	

** . Correlation is significant at the 0.01 level (2-tailed).

e. Pilar Operasional Perusahaan (X20)

Correlations

		X20.1	X20.2	X20.3	X20.4	TOTAL_X20
X20.1	Pearson Correlation	1	.157	.292	-.063	.494**
	Sig. (2-tailed)		.407	.118	.743	.006
	N	30	30	30	30	30
X20.2	Pearson Correlation	.157	1	.259	.040	.544**
	Sig. (2-tailed)	.407		.167	.833	.002
	N	30	30	30	30	30
X20.3	Pearson Correlation	.292	.259	1	.480**	.801**
	Sig. (2-tailed)	.118	.167		.007	.000
	N	30	30	30	30	30
X20.4	Pearson Correlation	-.063	.040	.480**	1	.662**
	Sig. (2-tailed)	.743	.833	.007		.000
	N	30	30	30	30	30
TOTAL_X20	Pearson Correlation	.494**	.544**	.801**	.662**	1
	Sig. (2-tailed)	.006	.002	.000	.000	
	N	30	30	30	30	30

** . Correlation is significant at the 0.01 level (2-tailed).

Reliability Statistics

Cronbach's Alpha	N of Items
.735	5



3. Kantor Pos Singaraja

a. Pilar Manajemen dan Organisasi (X26)

Correlations

		X26.1	X26.2	X26.3	X26.4	TOTAL_X26
X26.1	Pearson Correlation	1	.526**	.625**	.354	.817**
	Sig. (2-tailed)		.003	.000	.055	.000
	N	30	30	30	30	30
X26.2	Pearson Correlation	.526**	1	.364*	.027	.604**
	Sig. (2-tailed)	.003		.048	.889	.000
	N	30	30	30	30	30
X26.3	Pearson Correlation	.625**	.364*	1	.698**	.901**
	Sig. (2-tailed)	.000	.048		.000	.000
	N	30	30	30	30	30
X26.4	Pearson Correlation	.354	.027	.698**	1	.708**
	Sig. (2-tailed)	.055	.889	.000		.000
	N	30	30	30	30	30
TOTAL_X26	Pearson Correlation	.817**	.604**	.901**	.708**	1
	Sig. (2-tailed)	.000	.000	.000	.000	
	N	30	30	30	30	30

Reliability Statistics

Cronbach's Alpha	N of Items
.803	5

** . Correlation is significant at the 0.01 level (2-tailed).

* . Correlation is significant at the 0.05 level (2-tailed).

b. Pilar Orang dan Budaya (X27)

Correlations

		X27.1	X27.2	X27.3	X27.4	TOTAL_X27
X27.1	Pearson Correlation	1	.380*	.615**	.469**	.792**
	Sig. (2-tailed)		.038	.000	.009	.000
	N	30	30	30	30	30
X27.2	Pearson Correlation	.380*	1	.632**	.060	.743**
	Sig. (2-tailed)	.038		.000	.754	.000
	N	30	30	30	30	30
X27.3	Pearson Correlation	.615**	.632**	1	.391*	.886**
	Sig. (2-tailed)	.000	.000		.033	.000
	N	30	30	30	30	30
X27.4	Pearson Correlation	.469**	.060	.391*	1	.584**
	Sig. (2-tailed)	.009	.754	.033		.001
	N	30	30	30	30	30
TOTAL_X27	Pearson Correlation	.792**	.743**	.886**	.584**	1
	Sig. (2-tailed)	.000	.000	.000	.001	
	N	30	30	30	30	30

Reliability Statistics

Cronbach's Alpha	N of Items
.798	5

* . Correlation is significant at the 0.05 level (2-tailed).

** . Correlation is significant at the 0.01 level (2-tailed).

c. Pilar Produk dan Layanan (X28)

Correlations

		X28.1	X28.2	X28.3	TOTAL_X28		
X28.1	Pearson Correlation	1	.587**	.263	.839**		
	Sig. (2-tailed)		.001	.160	.000		
	N	30	30	30	30		
X28.2	Pearson Correlation	.587**	1	.109	.832**		
	Sig. (2-tailed)	.001		.566	.000		
	N	30	30	30	30		
X28.3	Pearson Correlation	.263	.109	1	.532**		
	Sig. (2-tailed)	.160	.566		.002		
	N	30	30	30	30		
TOTAL_X28	Pearson Correlation	.839**	.832**			Reliability Statistics	
	Sig. (2-tailed)	.000	.000			Cronbach's Alpha	N of Items
	N	30	30			.798	4

** . Correlation is significant at the 0.01 level (2-tailed).

d. Pilar Teknologi (X29)

Correlations

		X29.1	X97.2	X29.3	X29.4	X29.5	TOTAL_X29		
X29.1	Pearson Correlation	1	.107	-.016	.431*	.729**	.750**		
	Sig. (2-tailed)		.573	.933	.018	.000	.000		
	N	30	30	30	30	30	30		
X97.2	Pearson Correlation	.107	1	.315	.608**	.062	.593**		
	Sig. (2-tailed)	.573		.090	.000	.743	.001		
	N	30	30	30	30	30	30		
X29.3	Pearson Correlation	-.016	.315	1	.155	.103	.421*		
	Sig. (2-tailed)	.933	.090		.414	.587	.021		
	N	30	30	30	30	30	30		
X29.4	Pearson Correlation	.431*	.608**	.155	1	.233	.776**		
	Sig. (2-tailed)	.018	.000	.414		.215	.000		
	N	30	30	30	30	30	30		
X29.5	Pearson Correlation	.729**	.062	.103	.233	1	.676**		
	Sig. (2-tailed)	.000	.743	.587	.215		.000		
	N	30	30	30	30	30	30		
TOTAL_X29	Pearson Correlation	.750**	.593**	.421*	.776**			Reliability Statistics	
	Sig. (2-tailed)	.000	.001	.021	.000			Cronbach's Alpha	N of Items
	N	30	30	30	30			.758	6

*. Correlation is significant at the 0.05 level (2-tailed).

** . Correlation is significant at the 0.01 level (2-tailed).

e. Pilar Operasional Perusahaan (X30)

Correlations

		X30.1	X30.2	X30.3	X30.4	TOTAL_X30
X30.1	Pearson Correlation	1	.525**	.812**	.288	.884**
	Sig. (2-tailed)		.003	.000	.122	.000
	N	30	30	30	30	30
X30.2	Pearson Correlation	.525**	1	.425*	.333	.718**
	Sig. (2-tailed)	.003		.019	.072	.000
	N	30	30	30	30	30
X30.3	Pearson Correlation	.812**	.425*	1	.322	.861**
	Sig. (2-tailed)	.000	.019		.083	.000
	N	30	30	30	30	30
X30.4	Pearson Correlation	.288	.333	.322	1	.597**
	Sig. (2-tailed)	.122	.072	.083		.000
	N	30	30	30	30	30
TOTAL_X30	Pearson Correlation	.884**	.718**	.861**	.597**	1
	Sig. (2-tailed)	.000	.000	.000	.000	
	N	30	30	30	30	30

** . Correlation is significant at the 0.01 level (2-tailed).

* . Correlation is significant at the 0.05 level (2-tailed).

Reliability Statistics

Cronbach's Alpha	N of Items
.806	5



LAMPIRAN 6. R-Tabel

df = (N-2)	Tingkat signifikansi untuk uji satu arah				
	0.05	0.025	0.01	0.005	0.0005
	Tingkat signifikansi untuk uji dua arah				
	0.1	0.05	0.02	0.01	0.001
1	0.9877	0.9969	0.9995	0.9999	1.0000
2	0.9000	0.9500	0.9800	0.9900	0.9990
3	0.8054	0.8783	0.9343	0.9587	0.9911
4	0.7293	0.8114	0.8822	0.9172	0.9741
5	0.6694	0.7545	0.8329	0.8745	0.9509
6	0.6215	0.7067	0.7887	0.8343	0.9249
7	0.5822	0.6664	0.7498	0.7977	0.8983
8	0.5494	0.6319	0.7155	0.7646	0.8721
9	0.5214	0.6021	0.6851	0.7348	0.8470
10	0.4973	0.5760	0.6581	0.7079	0.8233
11	0.4762	0.5529	0.6339	0.6835	0.8010
12	0.4575	0.5324	0.6120	0.6614	0.7800
13	0.4409	0.5140	0.5923	0.6411	0.7604
14	0.4259	0.4973	0.5742	0.6226	0.7419
15	0.4124	0.4821	0.5577	0.6055	0.7247
16	0.4000	0.4683	0.5425	0.5897	0.7084
17	0.3887	0.4555	0.5285	0.5751	0.6932
18	0.3783	0.4438	0.5155	0.5614	0.6788
19	0.3687	0.4329	0.5034	0.5487	0.6652
20	0.3598	0.4227	0.4921	0.5368	0.6524
21	0.3515	0.4132	0.4815	0.5256	0.6402
22	0.3438	0.4044	0.4716	0.5151	0.6287
23	0.3365	0.3961	0.4622	0.5052	0.6178
24	0.3297	0.3882	0.4534	0.4958	0.6074
25	0.3233	0.3809	0.4451	0.4869	0.5974
26	0.3172	0.3739	0.4372	0.4785	0.5880
27	0.3115	0.3673	0.4297	0.4705	0.5790
28	0.3061	0.3610	0.4226	0.4629	0.5703
29	0.3009	0.3550	0.4158	0.4556	0.5620
30	0.2960	0.3494	0.4093	0.4487	0.5541
31	0.2913	0.3440	0.4032	0.4421	0.5465
32	0.2869	0.3388	0.3972	0.4357	0.5392
33	0.2826	0.3338	0.3916	0.4296	0.5322
34	0.2785	0.3291	0.3862	0.4238	0.5254
35	0.2746	0.3246	0.3810	0.4182	0.5189

LAMPIRAN 7 DOKUMENTASI PENELITIAN

1. NINJA XPRESS MINI STATION SINGARAJA



2. J&T EXPRESS DROP POINT SINGARAJA



3. KANTOR POS SINGARAJA

