

DEVELOPMENT OF AN INTELLIGENT DIAGNOSTIC ASSESSMENT SYSTEM FOR DETECTING THE INITIAL ABILITIES OF STUDENTS AT SMAN 1 BLAHBATUH

SKRIPSI

**OLEH:
ANAK AGUNG GEDE PRADNYA PRAMESWARA
2215051040**

**PROGRAM STUDI PENDIDIKAN TEKNIK INFORMATIKA (PTI) (S1)
JURUSAN TEKNIK INFORMATIKA
FAKULTAS TEKNIK DAN KEJURUAN
UNIVERSITAS PENDIDIKAN GANESHA**





- UU ITE No. 11 Tahun 2008 Pasal 5 Ayat 1 "Informasi Elektronik dan/atau hasil cetaknya merupakan alat bukti hukum yang sah"
- Dokumen ini telah ditandatangani secara elektronik menggunakan sertifikat elektronik yang diterbitkan BSR-E - BSSN, validitas dokumen elektronik ini bisa dicek menggunakan aplikasi mobile VeryDS oleh BSR-E
- Cetakan dokumen ini merupakan salinan dari file dokumen bertandatangan elektronik yang keabsahannya dapat diakses melalui scan QRCode yang terdapat pada sertifikat ini.

SKRIPSI

DIAJUKAN UNTUK MELENGKAPI TUGAS DAN MEMENUHI SYARAT-SYARAT UNTUK MENCAPAI GELAR SARJANA PENDIDIKAN

Menyetujui

Pembimbing I	Dr. I Nyoman Indhi Wiradika, M.Pd. NIP.199410232022031012
Pembimbing II	Luh Putu Eka Damayanthi, S.Pd., M.Pd. NIP.198603132024212001




- UU ITE No. 11 Tahun 2008 Pasal 5 Ayat 1 "Informasi Elektronik dan/atau hasil cetaknya merupakan alat bukti hukum yang sah"
- Dokumen ini telah ditandatangani secara elektronik menggunakan sertifikat elektronik yang diterbitkan BSR-E - BSSN, validitas dokumen elektronik ini bisa dicek menggunakan aplikasi mobile VeryDS oleh BSR-E
- Cetakan dokumen ini merupakan salinan dari file dokumen bertandatangan elektronik yang keabsahannya dapat diakses melalui scan QRCode yang terdapat pada sertifikat ini.

Skripsi oleh Anak Agung Gede Pradnya Prameswara ini
telah dipertahankan di depan dewan penguji
Pada tanggal 11 Maret 2026

Dewan Penguji

Ketua	Dr. Ir. I Made Gede Sunarya, S.Kom., M.Cs. NIP.198307252008011008
Anggota	Ir. I Made Edy Listartha, S.Kom.,M.Kom. NIP.198608122019031005
Anggota	Dr. I Nyoman Indhi Wiradika, M.Pd. NIP.199410232022031012
Anggota	Luh Putu Eka Damayanthi, S.Pd., M.Pd. NIP.198603132024212001



- UU ITE No. 11 Tahun 2008 Pasal 5 Ayat 1 "Informasi Elektronik dan/atau hasil cetaknya merupakan alat bukti hukum yang sah"
- Dokumen ini telah ditandatangani secara elektronik menggunakan sertifikat elektronik yang diterbitkan BSRé - BSSN, validitas dokumen elektronik ini bisa dicek menggunakan aplikasi mobile VeryDS oleh BSRé
- Cetakan dokumen ini merupakan salinan dari file dokumen bertandatangan elektronik yang keabsahannya dapat diakses melalui scan QRCode yang terdapat pada sertifikat ini.

Diterima oleh Panitia Ujian Fakultas Teknik dan Kejuruan
Universitas Pendidikan Ganesha
guna memenuhi syarat-syarat untuk mencapai gelar Sarjana Pendidikan

Menyetujui

Ketua Ujian	Ir. Made Windu Antara Kesiman, S.T., M.Sc., Ph.D. NIP.198211112008121001
Sekretaris Ujian	Dr. phil. Dessy Seri Wahyuni, S.Kom., M.Eng. NIP.198502152008122007

Mengesahkan,

Dekan Fakultas Teknik dan Kejuruan



Prof. Dr. Kadek Rihendra Dantes, S.T., M.T.

NIP.197912012006041001

LETTER OF DECLARATION

I hereby declare that the academic paper entitled "DEVELOPMENT OF A DIAGNOSTIC ASSESSMENT SYSTEM USING A LARGE-SCALE LANGUAGE MODEL TO DETECT STUDENTS' INITIAL ABILITIES AT SMAN 1 BLAHBATUH", together with its entire contents, is my own original work. I have not committed plagiarism or made quotations that violate applicable academic ethics and standards. Should it be proven in the future that there has been a breach of scientific principles or should there be any claims regarding the authenticity of this work, I am willing to accept all risks and sanctions imposed in accordance with applicable regulations.

Singaraja, 13 March 2026



Anak Agung Gede Pradnya Prameswara

Student ID Number. 2215051040

FOREWORD

The author would like to express his gratitude to God Almighty, for it is through His blessings and grace that the author was able to complete this thesis entitled **“DEVELOPMENT OF A DIAGNOSTIC ASSESSMENT SYSTEM USING LARGE LANGUAGE MODELS TO DETECT THE INITIAL ABILITIES OF STUDENTS AT SMAN 1 BLAHBATUH”**. This thesis was written to fulfill the requirements for completing a bachelor's degree in Information Technology Education at Ganesha University of Education.

In writing this thesis, the author was able to complete it on time thanks to the guidance and constructive direction from various parties. Therefore, the author would like to take this opportunity to express his gratitude to:

1. Prof. Dr. I Wayan Lasmawan, M.Pd. as Rector of Ganesha University of Education.
2. Prof. Dr. Kadek Rihendra Dantes, S.T., M.T. as Dean of the Faculty of Engineering and Vocational Studies.
3. Dr. Putu Hendra Suputra, S.Kom., M.Cs. as Head of the Department of Informatics Engineering.
4. Dr. phil. Dessy Seri Wahyuni, S.Kom., M.Eng. as Coordinator of the Informatics Engineering Education Study Program.
5. Dr. Ir. I Made Gede Sunarya, S.Kom., M.Cs. as Examiner I who has provided guidance and motivation in writing this thesis.
6. Ir. I Made Edy Listartha, S.Kom., M.Kom. as Examiner II who has provided guidance and motivation in writing this thesis.

7. Dr. I Nyoman Indhi Wiradika, M.Pd. as Supervisor I, who has devoted a lot of time to providing guidance and has helped greatly in motivating and supporting the author to complete this thesis quickly.
8. Luh Putu Eka Damayanthi, S.Pd., M.Pd. as Supervisor II, who patiently took the time to provide guidance, constructive feedback, and valuable motivation during the process of writing this thesis.
9. The author expresses their deepest gratitude to their parents for their endless love, prayers, and invaluable guidance throughout the completion of this thesis.
10. All lecturers and staff of the Faculty of Engineering and Vocational Studies who have greatly assisted the author in the writing of this thesis.
11. The Principal, along with all teachers, staff, and students at SMA Negeri 1 Blahbatuh, as the target school in the writing of this thesis, who have been willing to accept and assist the author so that the process of writing this thesis could run smoothly.
12. Finally, the author would also like to thank all those who have contributed to and motivated the writing of this thesis, whose names cannot be mentioned one by one.

In writing this thesis, the author is aware that there are still many shortcomings and imperfections. With humility, the author is open to constructive suggestions and criticism to improve this work. Finally, may the results of this research contribute positively and benefit anyone who reads it.


TABLE OF CONTENTS

FOREWORD	i
ABSTRACT	iii
TABLE OF CONTENTS	v
LIST OF TABLES	ix
LIST OF IMAGES	xi
LIST OF ATTACHMENTS	xiii
CHAPTER I INTRODUCTION	1
1.1 BACKGROUND	1
1.2 PROBLEM FORMULATION.....	4
1.3 RESEARCH OBJECTIVES	5
1.4 RESEARCH PROBLEM LIMITATION	5
1.5 BENEFITS OF RESEARCH RESULTS.....	6
CHAPTER II LITERATURE REVIEW AND THEORETICAL BASIS	8
2.1 LITERATURE REVIEW.....	8
2.2 THEORETICAL BASIS	14
2.2.1 Elements of Informatics	14
2.2.2 Assessment in Learning	14
2.2.3 Diagnostic Assessment in Learning.....	15

2.2.4	Cognitive Diagnostic Assessment.....	17
2.2.5	Taxonomy of Technological Competencies.....	19
2.2.6	Multistage Test Based on Cognitive Diagnosis through Item Difficulty Index Analysis	21
2.2.7	Artificial Intelligence (AI) in Education	26
2.2.8	Google Gemini In Education	28
2.2.9	Prompt Engineering	30
2.2.10	Framework	31
CHAPTER III RESEARCH METHODOLOGY		34
3.1	TYPE OF RESEARCH.....	34
3.2	DEVELOPMENT MODEL.....	35
3.2.1	Analyze	35
3.2.2	Design	36
3.2.3	Develop	96
3.2.4	Implement	103
3.2.5	Evaluate.....	104
3.3	DATA COLLECTION TECHNIQUES	106
3.3.1	Interview Method.....	106
3.3.2	Questionnaire Method.....	107
3.3.3	Document Analysis Method.....	108
3.4	DATA ANALYSIS TECHNIQUE	108

3.4.1	Content Validity with Gregory's Formula.....	108
3.4.2	User Respondent Test	112
3.5	RESEARCH SUBJECT	115
3.6	INSTRUMENT GRIDS	117
3.7	RESEARCH SCHEDULE	118
CHAPTER IV RESULTS AND DISCUSSION		119
4.1	RESULTS	119
4.1.1	Analysis Phase Results.....	119
4.1.2	Design Phase Results	122
4.1.3	Development Stage Results.....	124
4.1.4	Implementation Phase Results	151
4.1.5	Evaluation Phase Results	161
4.2	DISCUSSION	164
4.2.1	Analysis and Discussion of System Development Results.....	164
4.2.2	System Validity and Feasibility Analysis by Experts	165
4.2.3	Effectiveness of Diagnostic Functions in Learning	166
4.2.4	Limiting Generative Output for Efficiency.....	167
4.2.5	Evaluation of Content Synthesis and Curriculum Alignment.....	167
4.2.6	In-Depth Analysis of the User Experience Test.....	168
4.2.7	Analyzing Student Impact & Accuracy	171

4.2.8	Implications for Educational Theory and Practice.....	175
4.2.9	Strengths and Limitations of the Research.....	176
CHAPTER V CONCLUSION		178
5.1	CONCLUSION	178
5.2	RESEARCN LIMITATIONS	179
5.3	RECOMMENDATIONS	181
BIBLIOGRAPHY		184
ATTACHMENT.....		189



LIST OF TABLES

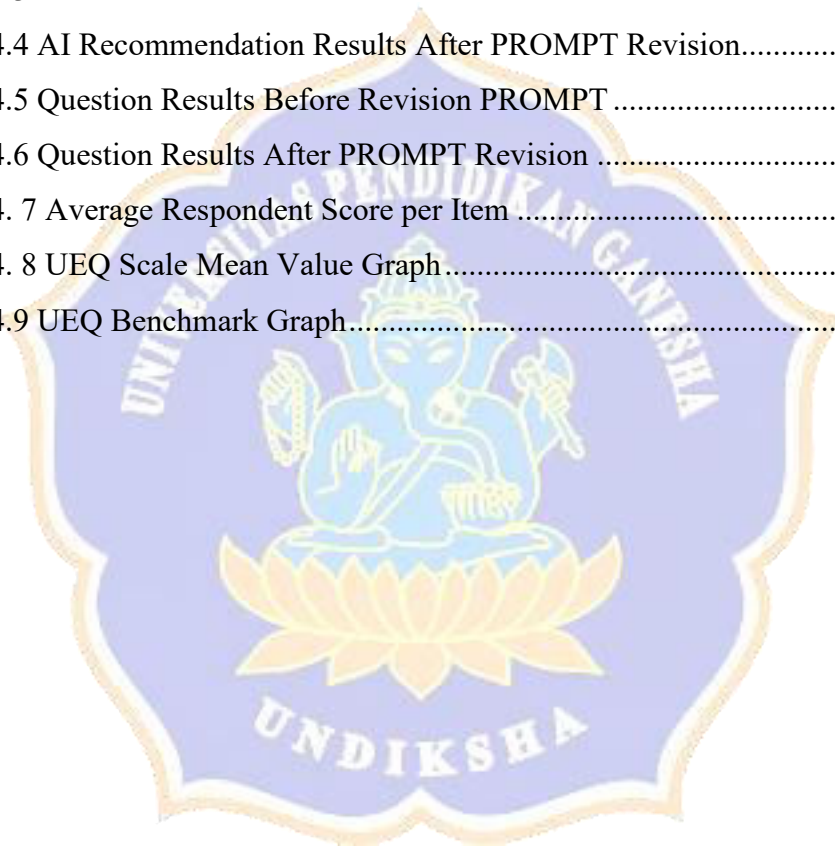
Table 2. 1 Related Research.....	10
Table 3. 1 Teaching Module-based Question Design	41
Table 3. 2 Login Use Case Scenario	43
Table 3. 3 Use Case Scenario Register	45
Table 3. 4 Use Case Scenario Upload Teaching Module.....	47
Table 3. 5 Use Case Scenario Creating a Question Collection	50
Table 3. 6 Use Case Scenario Adding Question to Collection	52
Table 3. 7 Use Case Scenario of Question Validation.....	55
Table 3. 8 Use Case Scenario of Question Revision.....	57
Table 3. 9 Use Case Scenario Managing Students.....	60
Table 3. 10 Use Case Scenario Deleting Students	63
Table 3. 11 Use Case Scenario Delete Question Collection	65
Table 3. 12 Use Case Scenario Result Report.....	68
Table 3. 13 Use Case Scenario Export Results (Teacher)	70
Table 3. 14 Use Case Scenario Selecting a Diagnostic Assessment Test.....	72
Table 3. 15 Use Case Scenario of Answering the Diagnostic Assessment.....	74
Table 3. 16 Use Case Scenario Export Results (Student)	77
Table 3. 17 Teacher Class	81
Table 3. 18 Class Student.....	82
Table 3. 19 Class Question.....	82
Table 3. 20 Class QuestionVersions	83
Table 3. 21 Class QuestionCollections	83
Table 3. 22 Class CollectionQuestions	84
Table 3. 23 CollectionStudents class	84
Table 3. 24 StudentAnswer Class	84
Table 3. 25 StudentResults Class.....	85
Table 3. 26 Interface Design	92
Table 3. 27 System Guidelines.....	95
Table 3. 28 Black Box Testing Grid for Systems	97

Table 3. 29 White Box Testing	102
Table 3. 30 Cross Tabulation of Content Validity Assessment (Gregory Formula)	110
Table 3. 31 Achievement Level of Expert Test Validation Criteria	111
Table 3. 32 Aspects, Descriptions, and UEQ-S Questionnaire Items	113
Table 3. 33 UEQ Data Conversion	114
Table 3. 34 UEQ-S Data Analysis Tools Categories (Schrepp et al., 2017)	115
Table 3. 35 System Validation Instrument Lattice.....	117
Table 4. 1 Logo Design Results	124
Table 4. 2 Color Palette Based on DIGIDAWS Repository Code.....	125
Table 4. 3 Key Technologies Used	127
Table 4.4 Description of the Teaching Module Used	134
Table 4.5 Functional User Interface (UI) Development Results.....	135
Table 4.6 White Box Expert System Test Results Table 1	147
Table 4.7 Table of Expert System 2 Test Results	147
Table 4.8 Expert Content Test Results 1.....	149
Table 4.9 Expert Content Test Results 2.....	150
Table 4.10 Tabulation Results of Content Expert Testing.....	150
Table 4.11 Results of System Expert Evaluation Tabulation	151
Table 4. 12 Initial Data of Respondents.....	154
Table 4.13 Respondent Conversion Data.....	155
Table 4.14 Mean, Variance, Std.dev	156
Table 4. 15 UEQ Scale Analysis Results.....	158
Table 4. 16 UEQ-Short Benchmark Category	159
Table 4.17 Comparison Results with Benchmark Data	160
Table 4.18 Results of the Analysis Stage Evaluation	162
Table 4.19 Design Phase Evaluation Results.....	162
Table 4.20 Development Stage Evaluation Results	163
Table 4.21 Implementation Phase Evaluation Results.....	163
Table 4.22 Gregory's Validity Criteria.....	165
Table 4. 23 UEQ-Short Benchmark	169

LIST OF IMAGES

Picture 2. 1 Taxonomy of Technological Competencies	19
Picture 2. 2 Structure of a multistage test (MST) with four stages (I-IV)	23
Picture 2. 3 Evaluation of Item Difficulty for Item Analysis.....	26
Picture 2. 4 Framework	33
Picture 3. 1 Stages of the ADDIE Development Model	35
Picture 3. 2 API flowchart.....	37
Picture 3. 3 Use Case Diagram	42
Picture 3. 4 Login Activity Diagram.....	44
Picture 3. 5 Activity Diagram of Register.....	46
Picture 3. 6 Activity Diagram of Teaching Module Upload.....	49
Picture 3. 7 Activity Diagram of Creating a Question Collection	51
Picture 3. 8 Adding a Question to a Collection.....	54
Picture 3. 9 Activity Diagram of Question Validation.....	56
Picture 3. 10 Activity Diagram of Question Revision	59
Picture 3. 11 Activity Diagram of Adding Students	62
Picture 3. 12 Activity Diagram of Removing a Student	64
Picture 3. 13 Activity Diagram of Delete Question Collection	67
Picture 3. 14 Result Report	69
Picture 3. 15 Activity Diagram of Result Export (Teacher)	71
Picture 3. 16 Activity Diagram of Choosing a Diagnostic Assessment Test.....	73
Picture 3. 17 Activity Diagram of Answering Diagnostic Assessment	76
Picture 3. 18 Activity Diagram of Export Result (Student).....	79
Picture 3. 19 Design Flowchart.....	80
Picture 3. 20 ERD Design	81
Picture 3. 21 Teacher and Questions Relationship	85
Picture 3. 22 Teacher and QuestionCollections relation.....	86
Picture 3. 23 Relationship between Questions and QuestionVersions	87
Picture 3. 24 Relationship between Questions and QuestionCollections through CollectionQuestions	88

Picture 3. 25 Student and QuestionCollections relation through CollectionStudents	89
Picture 3. 26 Relationship between Students and Questions through StudentAnswers	90
Picture 3. 27 Student and QuestionCollections relation through StudentResults	91
Picture 3.28 UEQ-S Instrument	112
Picture 4. 1 Multistage Test (MST) Modification Flowchart	128
Picture 4. 2 PROMPT Design Framework.....	131
Picture 4.3 AI Recommendation Results Before PROMPT Revision	148
Picture 4.4 AI Recommendation Results After PROMPT Revision.....	148
Picture 4.5 Question Results Before Revision PROMPT	149
Picture 4.6 Question Results After PROMPT Revision	149
Picture 4. 7 Average Respondent Score per Item	157
Picture 4. 8 UEQ Scale Mean Value Graph.....	158
Picture 4.9 UEQ Benchmark Graph.....	160



LIST OF ATTACHMENTS

Attachment 1 Observation Letter	194
Attachment 2 Disposition Sheet.....	195
Attachment 3 Statement Letter of Research Conduct	196
Attachment 4 Guidelines & Results of Interviews with ICT Subject Teachers (1)	197
Attachment 5 Guidelines & Results of Interviews with ICT Subject Teachers (2)	199
Attachment 6 Teacher Needs Analysis Questionnaire.....	201
Attachment 7 Teacher Needs Analysis Questionnaire Results	205
Attachment 8 Student Needs Analysis Questionnaire	210
Attachment 9 Results of Student Needs Analysis.....	211
Attachment 10 Student Short UEQ Instrument.....	213
Attachment 11 Black Box Test Instruments	214
Attachment 12 White Box Test Instruments.....	217
Attachment 13 Content Expert Test Instrument.....	219
Attachment 14 Student Questionnaire Data Results	220
Attachment 15 Short UEQ Student Results	228
Attachment 16 Prompting Code (Prompt Engineering).....	231
Attachment 17 Adaptive Assessment Logic (Grading & MST Routing)	238
Attachment 18 Black Box Test Results	247
Attachment 19 Results of the Phase 1 PROMPT AI White Box Expert Trial.....	251
Attachment 20 Results of the Phase 2 PROMPT AI White Box Expert Trial.....	253
Attachment 21 White Box Results of System Expert Test	255
Attachment 22 Expert Test Results Contents 1 Stage 1.....	257
Attachment 23 Expert Test Results Contents 1 Stage 2.....	258
Attachment 24 Expert Test Results Content 2	259
Attachment 25 Results of Teacher Content Expert Test 1	261
Attachment 26 Results of Teacher Content Expert Test 2	262
Attachment 27 Initial Data of Student Respondents	263

Attachment 28 Student Conversion Respondent Data.....	265
Attachment 29 Inconsistency Test Results	267
Attachment 30 Teaching Module.....	269
Attachment 31 Documentation	285

