

**THE IMPLEMENTATION OF INFOGRAPHICS IN
SPEAKING FOR SOCIAL INTERACTION COURSE OF
ENGLISH LANGUAGE EDUCATION DEPARTMENT**



OLEH:

KETUT LINGGA BIMANTARA

NIM.1612021105

PROGRAM STUDI PENDIDIKAN BAHASA INGGRIS

JURUSAN BAHASA ASING

FAKULTAS BAHASA DAN SENI

UNIVERSITAS PENDIDIKAN GANESHA

2020



**THE IMPLEMENTATION OF INFOGRAPHICS IN
SPEAKING FOR SOCIAL INTERACTION COURSE OF
ENGLISH LANGUAGE EDUCATION DEPARTMENT**

SKRIPSI

Diajukan kepada
Universitas Pendidikan Ganesha
Untuk Memenuhi Salah Satu Persyaratan dalam Menyelesaikan
Program Sarjana Pendidikan Bahasa Inggris

OLEH

KETUT LINGGA BIMANTARA

NIM 1612021105

PROGRAM STUDI PENDIDIKAN BAHASA INGGRIS

JURUSAN BAHASA ASING

FAKULTAS BAHASA DAN SENI

UNIVERSITAS PENDIDIKAN GANESHA

SINGARAJA

2020



SKRIPSI

**DIAJUKAN UNTUK MELENGKAPI TUGAS DAN UNTUK
MEMENUHI SYARAT-SYARAT UNTUK MENCAPAI
GELAR SARJANA PENDIDIKAN**



Pembimbing I,

A handwritten signature in blue ink, appearing to be "Putu Ngurah Wage Myartawan".

Putu Ngurah Wage Myartawan, S.Pd., M.Pd.
NIP. 198210052006041005

Pembimbing II,

A handwritten signature in blue ink, appearing to be "Kadek Sintya Dewi".

Kadek Sintya Dewi, S.Pd., M.Pd.
NIP. 198803232015042004

LEMBAR PERSETUJUAN PENGUJI


Skripsi oleh Ketut Lingga Bimantara ini
telah dipertahankan di depan dewan penguji
pada tanggal: 07 Juli 2020

Dewan Penguji,



Dr. Dewa Putu Ramendra, S.Pd., M.Pd. (Ketua)
NIP. 197609022000031001

Penguji I,




Gede Mahendrayana, S.Pd., M.Pd. (Anggota)
NIP. 199007252015041002

Penguji II,



Prof. Drs. Dewa Komang Tantra, M.Sc., Ph.D. (Anggota)
NIP. 195203131979031001

Penguji III,



Kadek Sintya Dewi, S.Pd., M.Pd. (Anggota)
NIP. 198803232015042004

Diterima oleh Panitia Ujian Fakultas Bahasa dan Seni
Universitas Pendidikan Ganesha
Guna memenuhi syarat-syarat untuk mencapai gelar sarjana pendidikan

Pada

Hari : Jumat

Tanggal : 24 Juli 2020

Mangetahui,

Ketua Ujian,

Sekretaris Ujian,



Dr. Dewa Putu Ramendra, S.Pd., M.Pd.
NIP. 197609022000031001

Luh Diah Surya Adnyani, S. Pd., M. Pd.
NIP. 198309232008122001



Mangetahui,
Dekan Fakultas Bahasa dan Seni

Prof. Dr. Made Sutarna, M.Pd.
NIP 196004241986031002

PERNYATAAN

Dengan ini saya menyatakan bahwa karya tulis yang berjudul "THE IMPLEMENTATION OF INFOGRAPHICS IN THE SPEAKING FOR SOCIAL INTERACTION COURSE OF ENGLISH LANGUAGE EDUCATION DEPARTMENT" beserta seluruh isinya adalah benar-benar karya sendiri, dan saya tidak melakukan penjiplakan dan mengutip dengan cara yang tidak sesuai dengan etika yang berlaku dalam masyarakat keilmuan. Atas pernyataan ini, saya siap menanggung resiko/sanksi yang dijatuhkan kepada saya apabila kemudian hari ditemukan adanya pelanggaran atas dasar etika keilmuan dalam sebuah karya saya ini, atau ada klaim terhadap keaslian karya saya ini.

Singaraja, 27 Juli 2020



Ketut Lingga Bimantara

1612021105

ACKNOWLEDGEMENT

First of all, the writer would like to express highest gratitude to Ida Sang Hyang Widhi Wasa for blessing, love, opportunity, health, and mercy to complete this undergraduate thesis entitled **“THE IMPLEMENTATION OF INFOGRAPHICS IN SPEAKING FOR SOCIAL INTERACTION COURSE OF ENGLISH LANGUAGE EDUCATION DEPARTMENT”** is submitted as the final requirement in finishing undergraduate degree at English Language Education, Fakultas Bahasa dan Seni, Universitas Pendidikan Ganesha.

In accomplishing this study, there are a lot of people who have accompanied the writer by giving motivation, endless support, prayers and advice. In this occasion, the writer gives high appreciation to:

1. Bapak I Putu Ngurah Wage Myartawan, S.Pd., M.Pd., for his supervision, advice, and guidance from the very early stage of this study as well as giving me memorable experiences throughout the past few years.
2. My second supervisor Ibu Kadek Sintya Dewi, S.Pd., M.Pd., who has never been tired and been very patience in guiding, supporting, giving suggestion, and correction until the completion of this thesis.
3. The principal of English Language Education, Ibu Luh Diah Surya Adnyani, S.Pd., M.Pd., for allowing me to conduct the research in this college.
4. All lecturers who have taught me during 8 semester. Thank you for all knowledge and life lesson have given to me.
5. My beloved family: my father I Made Dauh Suansara, S.Pd, my mother I Gusti Agung Ayu Alit Arini for giving endless prayers, My sisters Ayustin, Rossita, and Lingga Dewi for giving prayer, support and motivation in every single day.
6. My gang Dilla, Krusitak, Ayu Parami, Ngurah Wahyudi, Erik, Gita, Triska, Eka Yuliarini, Mitari and Yuliana for giving support, always cheer me up, and motivation for me to finish this research
7. My moodbooster Bella and Tria for always giving support and accompanied me to finish my thesis.

8. My best of best friend forever, Mirah Cahyani who have accompanied me from the beginning of this semester until we together finish our research. The one who always cheer me up and care about my campus life. Thank you for always stay besides me.
9. Thanks for my friends since Senior High School, Karisma, Vises, and Ayu Lestari who have been a loyal friend for me and giving support and motivation in finishing this research.
10. Thank you for my PPL Luar Negeri PSU Thailand and Clover Anthem Class who have been such amazing friends and class mates for me.
11. Thank you for Celestial Class who support my data in finishing this research.
12. Also the entire brothers and sisters of ELE who cannot be mentioned here one by one.

Finally, I would like to thank everybody who was important to the successful realization of this undergraduate thesis. This is not a perfect undergraduate thesis, but hopefully can give beneficial insight for the readers. Suggestions and critics for the writer are very welcomed.

Singaraja, 14 Juli 2020

Ketut Lingga Bimantara

TABLE OF CONTENTS

ACKNOWLEDGEMENT	i
ABSTRACT	iii
TABLE OF CONTENT	v
LIST OF TABLE	viii
LIST OF PICTURES	x
LIST OF FIGURE	xii
LIST OF APPENDICES	xii
CHAPTER I INTRODUCTION	
1.1 Research Background	1
1.2 Problem Identification	5
1.3 Research Scope and Limitation.....	5
1.4 Research Questions.....	6
1.5 Research Objectives.....	6
1.5.1 General Objective	6
1.5.2 Specific Objective.....	6
1.6 Research Significance.....	7
1.6.1 Theoretical Significance	7
1.6.2 Practical Significance.....	7
1.7 Key Terms Definition	8
1.7.1 Theoretical Definition.....	8

1.7.2 Practical Definition	9
----------------------------------	---

CHAPTER II LITERATURE REVIEW

2.1 Theoretical Review	10
2.1.1 Speaking.....	10
2.1.2 Teaching and Learning Procedure	14
2.1.3 Reflective Journal	16
2.1.4 Infographics	17
2.2 Empirical Review.....	21

CHAPTER III RESEARCH METHOD

3.1 Research Design.....	24
3.2 Research Subject.....	25
3.3 Research Object	25
3.4 Data Collection Method.....	25
3.5 Research Instruments.....	26
3.6 Data Analysis Method.....	28
3.7 Trustworthiness.....	29

CHAPTER IV FINDINGS AND DISCUSSION

4.1 Overview	32
4.2 Findings and Discussion	33


4.1.1 The implementation of infographics in speaking for social interaction course	34
4.1.2 The Students' responses toward the use of infographics in speaking for social interaction class	79
4.3 Research Implications.....	103
4.3.1 For Educator (Lecturer and English Teacher).....	103
4.3.2 For Student.....	103

CHAPTER V CONCLUSION

5.1 Summary	105
5.2 Conclusion	107
5.3 Suggestion.....	109

REFERENCES

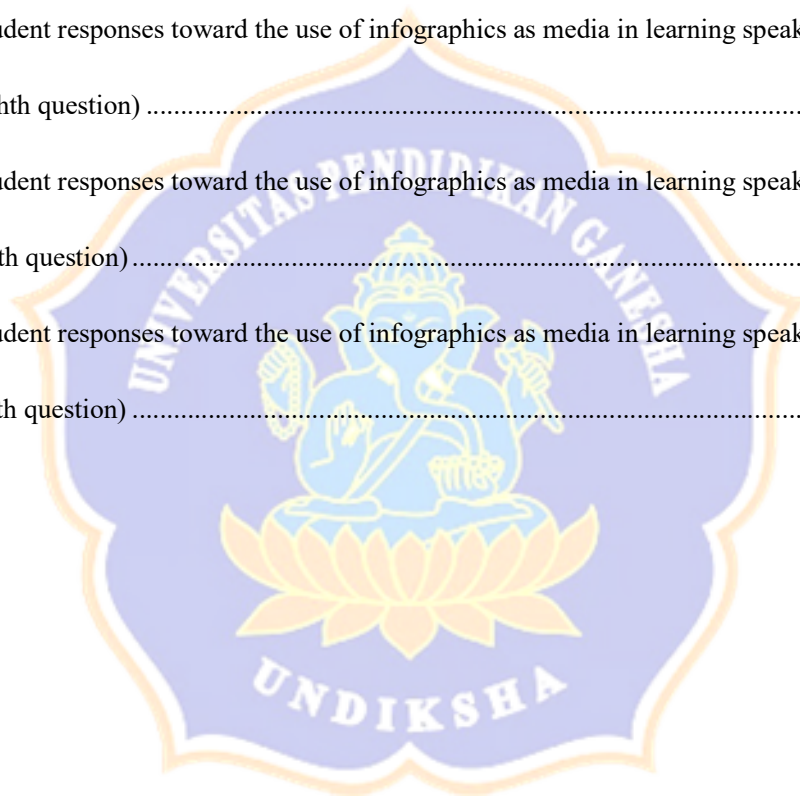
APPENDICES



LIST OF TABLES

Table	page
Table 3.1 Observation Sheet.....	27
Table 3.2 Students' Reflective Journal Guideline.....	28
4.1 Teaching and Learning activity in meeting 1.....	34
4.2 Teaching and Learning activity in meeting 2.....	41
4.3 Teaching and Learning activity in meeting 3.....	46
4.4 Teaching and Learning activity in meeting 4.....	51
4.5 Teaching and Learning activity in meeting 5.....	55
4.6 Teaching and Learning activity in meeting 6.....	60
4.7 Teaching and Learning activity in meeting 7.....	64
4.8 Teaching and Learning activity in meeting 8.....	67
4.9 Teaching and Learning activity in meeting 9.....	71
4.10 Teaching and Learning activity in meeting 10.....	75
4.11 Student responses toward the use of infographics as media in learning speaking (first question).....	80
4.12 Student responses toward the use of infographics as media in learning speaking (second question).....	83
4.13 Student responses toward the use of infographics as media in learning speaking (third question).....	86
4.14 Student responses toward the use of infographics as media in learning speaking (fourth question).....	89

4.15 Student responses toward the use of infographics as media in learning speaking (fifth question)	91
4.16 Student responses toward the use of infographics as media in learning speaking (sixth question).....	94
4.17 Student responses toward the use of infographics as media in learning speaking (seventh question)	97
4.18 Student responses toward the use of infographics as media in learning speaking (eighth question)	99
4.19 Student responses toward the use of infographics as media in learning speaking (ninth question).....	100
4.20 Student responses toward the use of infographics as media in learning speaking (tenth question)	101



LIST OF PICTURES

Pictures	page
Picture 4.1 Screenshots of the material.....	37
Picture 4.2 The example of infographics about My Family.....	38
Picture 4.3 The Student perform their speaking	40
Picture 4.4 Screenshots of the material.....	43
Picture 4.5 The example of infographics	44
Picture 4.6 The student perform in front of the class.....	45
Picture 4.7 Screenshots of the material.....	49
Picture 4.8 The student perform in front of the class.....	50
Picture 4.9 Screenshots of the material.....	53
Picture 4.10 The student perform in front of the class.....	54
Picture 4.11 Screenshots of the material.....	58
Picture 4.12 The Lecturer gave the material via Online platform.....	62
Picture 4.13 The Student asked some questions to the lecture	62
Picture 4.14 Student's videos on Youtube.....	63
Picture 4.15 Student's videos on Youtube.....	66
Picture 4.16 The Lecturer gave the material via Online platform.....	69
Picture 4.17 The Lecturer gave feedback to the students via e-mail	70
Picture 4.18 The Lecturer gave the material via Online platform.....	73
Picture 4.19 The Lecturer gave feedback to the students via e-mail	74
Picture 4.20 The Lecturer gave the material via Online platform to the student.....	77

Picture 4.21 The Lecturer gave feedback to the students via e-mail78



LIST OF FIGURE

Table	page
Figure 3.1 The Embedded Design Analysis.....	24



LIST OF APPENDICES

Appendix 1 Research Permit

Appendix 2 Result of Teaching and Learning activities in 10 meetings

Appendix 3 Result of the Students' responses in reflective journal

Appendix 4 Students' Reflective Journal

