



APPENDIECS



KEMENTERIAN PENDIDIKAN DAN KEBUDAYAAN
UNIVERSITAS PENDIDIKAN GANESHA

FAKULTAS BAHASA DAN SENI
Jalan A.Yani No. 67 Singaraja Bali Kode Pos 81116
Telepon (0362) 21541 Fax. (0362) 27561
Laman: fbs.undiksha.ac.id

Nomor : 948/UN48.7.1/DT/2020

5 Juni 2020

Perihal : **Permohonan Izin Penelitian**

Yth. Kepala Prodi Pendidikan Bahasa Inggris Undiksha
di Singaraja

Dalam rangka pengumpulan data untuk menyelesaikan Skripsi/Tugas Akhir, dengan hormat kami mohon agar Bapak/Ibu mengizinkan mahasiswa di bawah ini:

Nama	: KETUT LINGGA BIMANTARA
NIM	: 1612021105
Jurusan	: Bahasa Asing
Program Studi	: Pendidikan Bahasa Inggris
Jenjang	: S1
Tahun Akademik	: 2019/2020
Judul	: The Implementation of Infographic in Speaking for Social Interaction Class

untuk mencari data yang diperlukan pada institusi yang Bapak/Ibu pimpin. Atas perhatian dan bantuan Bapak/Ibu, kami ucapkan terima kasih.



a.n. Dekan,
Kepala Bagian Tata Usaha,

Nyoman Doddy Widhiastana, S.T., M.M.
NIP. 197305292001121001

Tembusan:

1. Dekan FBS Undiksha Singaraja
2. Kaprodi. Bahasa Asing
3. Sub Bagian Pendidikan FBS

Teaching and learning activity in meeting 1

No	Teaching and Learning Activity	Time Allotment
1.	Instructional Process	
	<ul style="list-style-type: none"> • Pre-activity 1. The lecturer greeted the students 2. The lecturer checked the students' attendance 3. The teacher checked the students' readiness and conditions 4. The lecturer started the class by doing brainstorming about what is speaking in general with students (Interactive) 5. The lecturer explained how to introducing oneself or introducing others by sending a link about the material how to introducing oneself and other and the expression of introducing oneself after that they discussed with their friends about the material (Collaborative) 6. The lecturer gave some example of infographics about My Family as speaking practice for students to know whether they understand about the expression of introducing oneself and other and to know they 	40 minutes

	were able to use infographics or not and students discussed with their friends (Collaborative)	
	<ul style="list-style-type: none"> • Whilst Activity <ol style="list-style-type: none"> 1. The lecturer explained about infographics to the students and introduce some software to help them create an infographics (Interactive) 	25 minutes
2.	Evaluation	
	<ul style="list-style-type: none"> • Post Activity <ol style="list-style-type: none"> 1. The lecturer asked the students to make the speaking task about how to introduce oneself or their family members (Educative) 2. The lecturer asked the students to perform in front of the class (Student's centre) 3. The lecturer assessed the performance with rubric speaking (Authentic) 4. The lecturer gave feedback to the students about their performances (Educative) 	35 minutes

Teaching and learning activity in meeting 2

No	Teaching and Learning Activity	Time Allotment
1.	Instructional Process	
	<ul style="list-style-type: none"> • Pre Activity 1. The lecturer greeted the students 2. The lecturer checked the students' attendance 3. The teacher checked the students' readiness and conditions 4. The lecturer started the class by doing brainstorming about how to introduce oneself and other and the expression of how to introduce oneself for example "<i>Hi my name is....</i>", "<i>You can call me.....</i>", "<i>I come from</i>", "<i>My age is.....</i>" and introduce other for example "<i>I'd like you to meet my friend</i>", "<i>This is my friend.....</i>", "<i>Have you met.....</i>" (Interactive) 5. The lecturer explained how to introducing family member by sending a link video of YouTube about the material and the students discussed with their friends about the material (Collaborative) 6. The students practice introducing their family with their friends 	40 minutes

	(Collaborative)	
	<ul style="list-style-type: none"> • Whilst Activity <ol style="list-style-type: none"> 1. The lecturer explained how to Introducing family member by using an infographics to help them deliver the information 	15 minutes
2.	(Interactive) Evaluation	
	<ul style="list-style-type: none"> • Post Activity <ol style="list-style-type: none"> 1. The lecturer gave a task to the students to introduce their family 	45 minutes
	<ol style="list-style-type: none"> 2. The lecturer asked the students to perform in front of the class 	
	<p>(Educative)</p> <ol style="list-style-type: none"> 3. The lecturer assessed the performance with rubric speaking 	
	<p>(Authentic)</p> <ol style="list-style-type: none"> 4. The lecturer gave feedback to the students about their performances 	
	<p>(Educative)</p>	

Teaching and learning activity in meeting 3

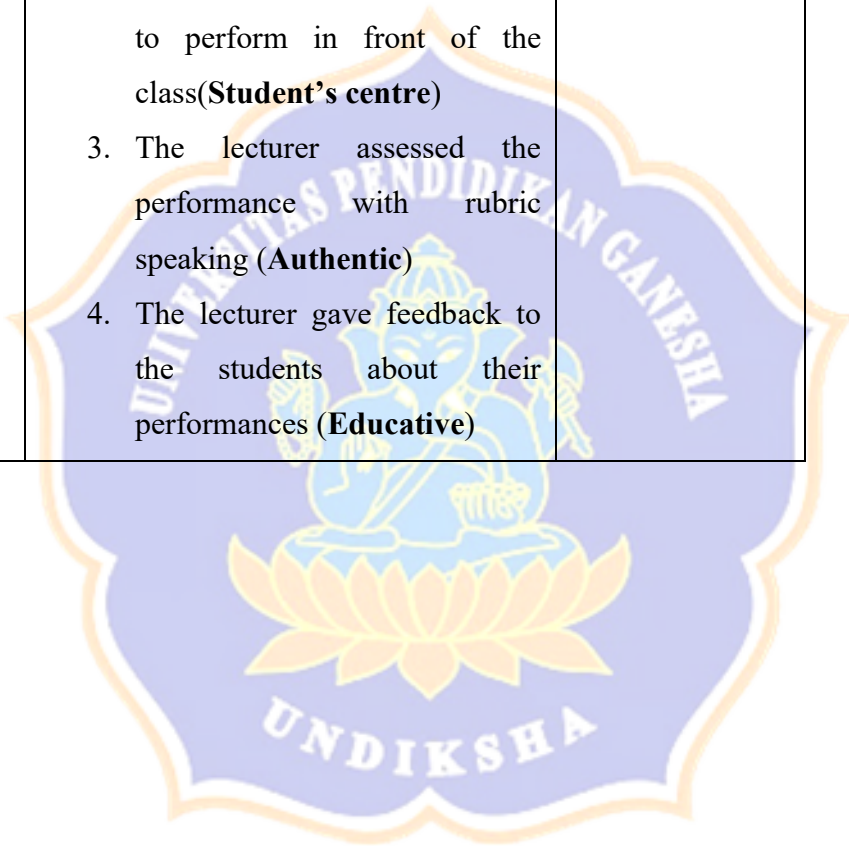
No	Teaching and Learning Activity	Time Allotment
1.	Instructional Process	
	<ul style="list-style-type: none"> • Pre Activity 1. The lecturer greeted the students 2. The lecturer checked the students' attendance 3. The teacher checked the students' readiness and conditions 4. The lecturer started the class by doing brainstorming about the material last week (Interactive) 	35 minutes
	<ul style="list-style-type: none"> • Whilst Activity 1. The lecturer gave an example of infographics about My Idol, how to introducing our idol using infographics, and explained the expression on how to introducing idol for the example "<i>I want to introduce you to my idol....</i>", "<i>This is my idol....</i>", "<i>Let me introduce you to my idol.....</i>" by sending a link about the material and the students discussed with their 	35 minutes

	<p>friends about the material (Collaborative)</p> <p>2. The students practice introducing their idol with infographics with their friends (Collaborative)</p>	
2.	Evaluation	
	<ul style="list-style-type: none"> • Post Activity <ol style="list-style-type: none"> 1. The lecturer asked the students to make the speaking task about how to introduce their idol (Educative) 2. The lecturer asked the students to perform in front of the class (Student's centre) 3. The lecturer assessed the performance with rubric speaking (Authentic) 4. The lecturer gave feedback to the students about their performances (Educative) 	40 minutes

Teaching and learning activity in meeting 4

No	Teaching and Learning Activity	Time Allotment
1.	Instructional Process	
	<ul style="list-style-type: none"> • Pre Activity 1. The lecturer greeted the students 2. The lecturer checked the students' attendance 3. The lecturer checked the students' readiness and conditions 4. The lecturer started the class by doing brainstorming about the material last week (Interactive) 	20 minutes
	<ul style="list-style-type: none"> • Whilst Activity 1. The lecturer explained the material about Daily routines and how to explain about Daily routines by sending a link about the material and the students discussed with their friends about the material (Collaborative) 2. The students practice talking about their daily routines with their friends (Collaborative). 	35 minutes

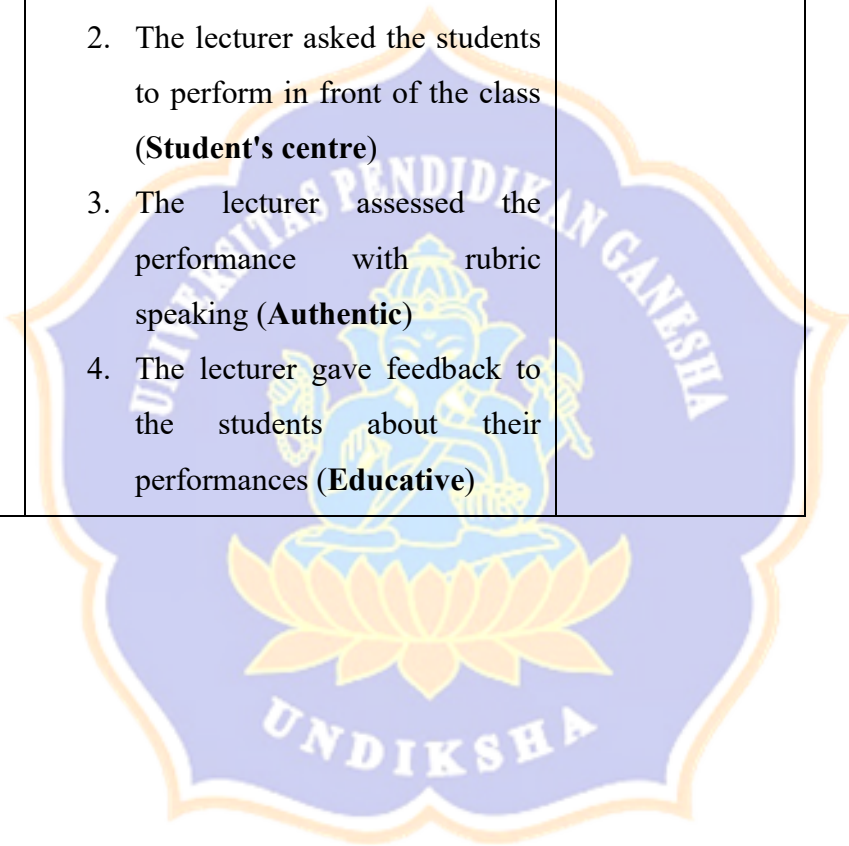
2.	Evaluation
	<ul style="list-style-type: none">• Post Activity1. The lecturer asked the students to make the speaking task talking about daily routines by using infographics (Educative)2. The lecturer asked the students to perform in front of the class(Student's centre)3. The lecturer assessed the performance with rubric speaking (Authentic)4. The lecturer gave feedback to the students about their performances (Educative)



Teaching and learning activity in meeting 5

No	Teaching and Learning Activity	Time Allotment
1.	Instructional Process	
	<ul style="list-style-type: none"> • Pre Activity 1. The lecturer greeted the students 2. The lecturer checked the students' attendance 3. The lecturer checked the students' readiness and conditions 4. The lecturer started the class by doing brainstorming about the material last week (Interactive) 	20 minutes
	<ul style="list-style-type: none"> • Whilst Activity 1. The lecturer explained the material about Asking and Giving Information and how to asking and giving information by sending a link video on YouTube and the students discussed with their friends about the material (Collaborative) 2. The students practice in asking and giving information with their friends (Collaborative). 	30 minutes

2.	Evaluation
	<ul style="list-style-type: none">• Post Activity1. The lecturer asked the students to made the speaking task talking about asking and giving information by using infographics (Educative)2. The lecturer asked the students to perform in front of the class (Student's centre)3. The lecturer assessed the performance with rubric speaking (Authentic)4. The lecturer gave feedback to the students about their performances (Educative)



Teaching and learning activity in meeting 6

No	Teaching and Learning Activity	Time Allotment
1.	Instructional Process	
	<ul style="list-style-type: none"> • Pre Activity 1. The lecturer greeted the students 2. The lecturer inform the information to the students 	10 minutes
	<ul style="list-style-type: none"> • Whilst Activity 1. The lecturer gave the material talking about Like and Dislike to the students via Online platform because of COVID-19 and students asked some question via Online platform (Interactive) 	10 minutes
2.	Evaluation	
	<ul style="list-style-type: none"> • Post Activity 1. The lecturer asked the students to make a video on YouTube about Like and Dislike using an infographics to help them deliver the information (Student's Center) 2. The lecturer assessed the performance with rubric 	15 minutes

	<p>speaking (Authentic)</p> <p>3. The lecturer gave feedback to the students about their performances via E-mail (Educative)</p>
--	--

Teaching and learning activity in meeting 7

No	Teaching and Learning Activity	Time Allotment
1.	Instructional Process	
	<ul style="list-style-type: none"> Pre Activity <ol style="list-style-type: none"> The lecturer greeted the students The lecturer inform to the students about today's activity 	8 minutes
	<ul style="list-style-type: none"> Whilst Activity <ol style="list-style-type: none"> The lecturer explained the midterm test to the students and they asked some question related to the midterm test via Online platform (Interactive) 	10 minutes
2.	Evaluation	
	<ul style="list-style-type: none"> Post Activity <ol style="list-style-type: none"> The lecturer asked the students to make a video about COVID-19 and they need to uploaded it on YouTube by using 	15 minutes

	<p>infographics (Student's centre)</p> <p>2. The lecturer assessed the performance with rubric speaking (Authentic)</p> <p>3. The lecturer gave feedback to the students about their performances via E-mail (Educative)</p>
--	---

Teaching and learning activity in meeting 8

No	Teaching and Learning Activity	Time Allotment
1.	Instructional Process	
	<ul style="list-style-type: none"> Pre Activity <ol style="list-style-type: none"> The lecturer greeted the students The lecturer inform the material to the students 	10 minutes
	<ul style="list-style-type: none"> Whilst Activity <ol style="list-style-type: none"> The lecturer gave the material talking about instructing people to do things to the students via Online platform because of COVID-19 and students asked some question via Online platform (Interactive) 	10 minutes

10	Evaluation	
	<ul style="list-style-type: none"> • Post Activity <ol style="list-style-type: none"> 1. The lecturer asked the students to make a video about the material and upload it on YouTube (Student's centre) 2. The lecturer assess the performance with rubric speaking (Authentic) 3. The lecturer gave feedback to the students about their performances via E-mail (Educative) 	15 minutes

Teaching and learning activity in meeting 9:

No	Teaching and Learning Activity	Time Allotment
1.	Instructional Process	
	<ul style="list-style-type: none"> • Pre Activity <ol style="list-style-type: none"> 1. The lecturer greeted the students 2. The lecturer inform the material to the students 	10 minutes

	<ul style="list-style-type: none"> • Whilst Activity <ol style="list-style-type: none"> 1. The lecturer gave the material talking about expressing disappointment to the students via Online platform because of COVID-19 and students asked some question via Online platform (Interactive) 	10 minutes
2.	Evaluation	
	<ul style="list-style-type: none"> • Post Activity <ol style="list-style-type: none"> 1. The lecturer asked the students to make a video about the material and upload it on YouTube (Student's centre) 2. The lecturer assess the performance with rubric speaking (Authentic) 3. 3. The lecturer gave feedback to the students about their performances via E-mail (Educative) 	15 minutes

Teaching and learning activity in meeting 10:

No	Teaching and Learning Activity	Time Allotment
1.	Instructional Process	
	<ul style="list-style-type: none"> • Pre Activity 1. The lecturer greeted the students 2. The lecturer inform the material to the students 	15 minutes
	<ul style="list-style-type: none"> • Whilst Activity 1. The lecturer gave the material talking about describing places to the students via Online platform because of COVID-19 and students asked some question via Online platform (Interactive) 	10 minutes
2.	Evaluation	
	<ul style="list-style-type: none"> • Post Activity 1. The lecturer asked the students to make a video about the material and upload it on YouTube (Student's centre) 2. The lecturer assess the performance with rubric speaking (Authentic) 3. 3. The lecturer gave feedback to the students about their performances via E-mail (Educative) 	15 minutes

STUDENTS' RESPONSES IN REFLECTIVE JOURNAL

No	Components of Students' Reflective Journal	Students' responses	(n) %
1	What happened in learning Speaking?	The students learned speaking by using infographics to deliver the information	54%
		The students used infographics as the media in learning speaking	46%
		Total	100%
2	What do you feel during the experience of the use of infographics as media in learning speaking?	The students felt during learning speaking through the use of infographics as media, it was fun, happy, comfortable, exciting, and interactive	39%
		The students felt that learning speaking through the use of infographics as media is helpful	29%
		The students feel that learning speaking become easier through the use of infographics as media	26%
		The student felt that the use of infographics as media in learning speaking is awkward	3%
		The student feel confident during learning speaking through the use of infographics as media	3%
		Total	100%
3	What do you feel after the experience of the use of infographics as media in learning speaking?	The students felt that it helps them to cummincating the ideas and easier in learning speaking after the use of infographics as media in learning speaking	39%

		The students felt that their skill especially speaking are increased/improved after the use of infographics as media in learning speaking	28%
		After the students experienced the use of infographics as media in learning speaking, the students felt it was fun they want to use it in other course	14%
		The students felt that they got new experience in learning speaking after the use of infographics as media in learning speaking	12%
		The students felt regret they just knew infographics as media after the use of infographics as media in learning speaking	7%
		Total	100%
4	What was good about using infographics as media in learning speaking?	Students stated that using infographics as media in learning speaking make them remember the information that they want to deliver	55%
		Students stated that using infographics as media in learning speaking make them easier to explain the information	21%
		Students stated that using infographics as media in learning speaking can increased their creativity	14%
		Students become more confident through the use of infographics as media in learning speaking	10%

		Total	100%
5	What was not good about using infographics as media in learning speaking?	There is no bad things in using infographics as media in learning speaking	46%
		It takes more time in designing the infographics as media in learning speaking	42%
		It is hard because the students need to print the infographics as media in learning speaking	3%
		The students felt dependency in using infographics as media in learning speaking	3%
		The students felt awkward through the use of infographics as media in learning speaking	3%
		In making the infographics it can waste student's money	3%
		Total	100%
6	What were the limitations that you experienced in using infographics as media in learning speaking?	Using infographics as media in learning speaking is hard because the students need to designing and editing the infographics	54%
		There is no limitations in using infographics as media in learning speaking	23%
		By using infographics as media in learning speaking, the students need to print it out and it can waste their money	10%
		Using infographics as media in learning speaking make the students confused and not focus in explaining the information	7%
		The students mentioned that by using infographics as media in learning speaking	3%

		making lack of eye contact	
		The students need to use good internet connection to design the infographics as media in learning speaking	3%
		Total	100%
7	What were the challenges that you experienced in using infographics as media in learning speaking?	By using infographics as media in learning speaking, the challenges are creating and designing the infographics into more creative is hard for the students	54%
		The challenges of using infographics as media in learning speaking is when presenting the infographics and to make the audiences understand about their material	18%
		There were no challenges by the use of infographics as media in learning speaking	15%
		The students need to remember the material to make the using of infographics as media run smoothly by the use of infographics as media in learning speaking	10%
		The students felt lazy and they need to choose a good topic in using infographics as media in learning speaking	3%
		Total	100%
8	Is your speaking skill improved by the use of infographics as media in learning speaking?	The students' speaking skill are improved by the use of infographics as media in learning speaking	97%
		The students' speaking skill is slightly improved by the use of infographics as media in learning speaking	3%

		Total	100%
9	Are you helped by infographics as media in learning English especially in learning speaking skill?	The students are helped by infographics as media in learning English especially in learning speaking	100%
		Total	100%
10	Do you ^{consider} infographics as media as an important supplementary tool in learning speaking?	The students consider infographics as media as an important supplementary tool in learning speaking	94%
		The student consider infographics as media as an important supplementary tool in learning speaking but depending on the level of education	3%
		The students do not consider infographics as media as an supplementary tool in learning speaking	3%
		Total	100%

STUDENTS' REFLECTIVE JOURNAL

Name : Kadek Meyla Cahya Utami

Class : 2C

NIM : 1912021105

No	Question of Students' Reflective Journal	Your Answer
1.	What happened in learning speaking?	We speak by using infographics as the media to make a video. Then perform in front of the class or upload the video on YouTube.
2.	How did you feel during the experience of using infographics as the media in learning speaking?	It's really fun
3.	How did you feel after the experience of using infographics as the media in learning speaking?	It's a new experience for me. And it's really fun to know how to make infographics.
4.	What was good about using infographics as the media in learning speaking?	It's easier to explain something using infographics as a media.
5.	What was not good about using infographics as the media in learning speaking?	I have to print it out. It was not good because there's no printing store nearby my house.
6.	What were the limitations that you experienced in using infographics as the media in learning speaking?	When I should make an infographics every week.

7.	What were the challenges that you experienced in using infographics as the media in learning speaking?	I have to correct my grammar, raise my volume, correct my pronunciation and my body languages.
8.	Is your speaking skill improved by the use of infographics as the media in learning speaking? Elaborate your answer.	Yes, I feel improved a little bit by using infographics media in learning speaking
9.	Are you helped by infographics as the media in learning English skill, especially in learning speaking skill? Elaborate your answer.	Yes, it's easier to explain something because I have points of the topic on infographics that I should explain.
10.	Do you consider infographics as the media as an important supplementary tool in learning speaking? Elaborate your answer.	No, it's troubled me when make the infographics if we use the infographics every week in every speaking assignment.

Name : Ni Made Pramilaga

Class : 2C

NIM : 1912021142

No	Question of Students' Reflective Journal	Your Answer
1.	What happened in learning speaking?	We learned about speaking by using infographics to delivered the information in front of the class or in the video that we uploaded
2.	How did you feel during the experience of using infographics as the media in learning speaking?	I feel very excited for this speaking learning using infographics. Because this is a new thing for me from can't make infographics and now, I think I can make infogrphahic very well than before.
3.	How did you feel after the experience of using infographics as the media in learning speaking?	That's vey fun I think Because I think most people understand in English sentences However, not everyone is attracting to it. With a colorful infographics created and drawing not only everyone, I feel more interested in learning.
4.	What was good about using infographics as the media in learning speaking?	Most of the infographics using not so long sentences just the point of the topic.
5.	What was not good about using infographics as the media in learning speaking?	I think nothing. But, I think it takes more time to make the infographics.

6.	What were the limitations that you experienced in using infographics as the media in learning speaking?	Sometimes feel confused. And, in my opinion, I feel still making mistakes during explaining about my infographics in the video.
7.	What were the challenges that you experienced in using infographics as the media in learning speaking?	Want to speaking better than before. In every project I'm trying to make as good as I can.
8.	Is your speaking skill improved by the use of infographics as the media in learning speaking? Elaborate your answer.	Yes I think my speaking is better than before even though not at all.
9.	Are you helped by infographics as the media in learning English skill, especially in learning speaking skill? Elaborate your answer.	It's very helpful. In various aspects such as video editing, creating a infographics and speaking.
10.	Do you consider infographics as the media as an important supplementary tool in learning speaking? Elaborate your answer.	I think so. However, depending on what level of education. For example, like elementary school I think it is very effective because most children like something full of pictures and colors.

Name : Ni Putu Arya Erawati

Class : 2C

NIM : 1912021201

No	Question of Students' Reflective Journal	Your Answer
1.	What happened in learning speaking?	We speak in front of the class and make a video by using infographics to deliver the information
2.	How did you feel during the experience of using infographics as the media in learning speaking?	I feel made easier, because important points are already in the infographics
3.	How did you feel after the experience of using infographics as the media in learning speaking?	I feel my speaking ability is better because it is helped by infographics
4.	What was good about using infographics as the media in learning speaking?	makes it easy for us to remember what we are going to talk about because all the important points are in the infographics
5.	What was not good about using infographics as the media in learning speaking?	we have to make an infographics first, editing it is very boring
6.	What were the limitations that you experienced in using infographics as the media in learning speaking?	there are no limitations because I make infographics that are very easy for me to understand

7.	What were the challenges that you experienced in using infographics as the media in learning speaking?	the challenge is to make infographics that are creative and easy to understand
8.	Is your speaking skill improved by the use of infographics as the media in learning speaking? Elaborate your answer.	in my opinion there is an increase, because infographics is very helpful
9.	Are you helped by infographics as the media in learning English skill especially in learning speaking skill? Elaborate your answer.	infographics really helped me, because usually I have trouble remembering
10.	Do you consider infographics as the media as an important supplementary tool in learning speaking? Elaborate your answer.	infographics is very important as a media, especially for people whose memory is weak

Name : Surya Anjellia Bryan

Class : 2C

NIM : 1912021180

No	Question of Students' Reflective Journal	Your Answer
1.	What happened in learning speaking?	Firstly, I learned how to be confident to speak up. Then, I learned speaking with infographics as the media so I can be more confident.
2.	How did you feel during the experience of using infographics as the media in learning speaking?	Actually, this is my first time to using infographics as the media in speaking but I really enjoyed it because it increase my knowledge about designing information consicely in infographics.
3.	How did you feel after the experience of using infographics as the media in learning speaking?	I am interested and I think that can increase student skills.
4.	What was good about using infographics as the media in learning speaking?	Using infographics very helpful in explaining something discussion because the delivery of information visually is able to make me more quickly understand than using text. By using infographiess we will know the essence of the discussion.

5.	What was not good about using infographics as the media in learning speaking?	For the first person to try, it might be difficult to make information in the infographics
6.	What were the limitations that you experienced in using infographics as the media in learning speaking?	The time to make infographics is quite long because its difficult to find interesting ideas.
7.	What were the challenges that you experienced in using infographics as the media in learning speaking?	I think, I have to concentrate and not afraid to be wrong when still trying.
8.	Is your speaking skill improved by the use of infographics as the media in learning speaking? Elaborate your answer.	Yes, because by using infographics I understand more clearly and makes me easy to find points what I am talking about.
9.	Are you helped by infographics as the media in learning English skill, especially in learning speaking skill? Elaborate your answer.	Of course because by using infographics makes me easy to find points what I am talking about
10.	Do you consider infographics as the media as an important supplementary tool in learning speaking? Elaborate your answer.	Yes I do, because through infographics, I know about words how to pronounce them.

Name : kadek yudi krisnayana saputra

Class : 2C

NIM : 1912021177

No	Question of Students' Reflective Journal	Your Answer
1.	What happened in learning speaking?	I learned speaking by using infographics to help us deliver the information
2.	How did you feel during the experience of using infographics as the media in learning speaking?	My experience with using infographics is that I have been able to make infographics, this is my first time in making infographics, using infographics in speaking it is helpful to remember the critical points of matter.
3.	How did you feel after the experience of using infographics as the media in learning speaking?	My experience with using infographics is that I have been able to make infographics, this is my first time in making infographics, using infographics in speaking it is helpful to remember the critical points of matter.
4.	What was good about using infographics as the media in learning speaking?	The good thing about using infographics in the media lessons is we can see the points we need to talk about.
5.	What was not good about using infographics as the media in learning speaking?	What's not good about using infographics is making infographics, when the first told to make me

		confused on how to make infographics
6.	What were the limitations that you experienced in using infographics as the media in learning speaking?	The limitations of using infographics are making it.
7.	What were the challenges that you experienced in using infographics as the media in learning speaking?	The challenge I experienced was no challenge, because I was enjoyed in the service of a task.
8.	Is your speaking skill improved by the use of infographics as the media in learning speaking? Elaborate your answer.	My speaking skills improve.
9.	Are you helped by infographics as the media in learning English skill, especially in learning speaking skill? Elaborate your answer.	Yes I was assisted by infographics in the learning media and I became adept at speaking
10.	Do you consider infographics as the media as an important supplementary tool in learning speaking? Elaborate your answer.	Yes I am why infographics helps me deliver the matter.

Name : Ida Ayu Desintha Purnama

Ramadina

Class : 2C

NIM : 1912021151

No	Question of Students' Reflective Journal	Your Answer
1.	What happened in learning speaking?	In learning speaking class , I learned how to make an infographics to deliver the information when I spoke about something.
2.	How did you feel during the experience of using infographics as the media in learning speaking?	My experience of using infographics was very amazing to learn new thing and a little bit difficult when make the infographics.
3.	How did you feel after the experience of using infographics as the media in learning speaking?	I feel this infographics as the media of learning speaking is very helpful to explain the topic I want to speak.
4.	What was good about using infographics as the media in learning speaking?	The good thing using infographics as media in learning speaking is the audience can understand easily about information want to give to them.
5.	What was not good about using infographics as the media in learning speaking?	I think the proces of making the infographic is not easy because sometimes it's hard to find any ideas

		of the infographics's design.
6.	What were the limitations that you experienced in using infographics as the media in learning speaking?	The limitation that I experienced was when editing the infographics.
7.	What were the challenges that you experienced in using infographics as the media in learning speaking?	The challenges that I experienced during this, I have to more creative making the simple and good infographics so that the audience can understand what the point of my infographics.
8.	Is your speaking skill improved by the use of infographics as the media in learning speaking? Elaborate your answer.	I think yes because of using this media I can speak what the point of information I want to tell and also that make me remember it.
9.	Are you helped by infographics as the media in learning English skill, especially in learning speaking skill? Elaborate your answer.	Yes of course, this is very helpful for me. By using this media I can improved my skill because this media make me more easily to explain the information I want to give to the audience and improve my skill to be more creative of editing.
10.	Do you consider infographics as the media as an important supplementary tool in	Absolutely yes. After I experienced of using this media, I think using infographics in learning speaking is

	learning speaking? Elaborate your answer.	very important. It make you more understand about the topic and also very helpful to understand the information.
--	---	--



Name : Kadek Febriana Merdianti

Class : 2C

NIM : 1912021115

No	Question of Students' Reflective Journal	Your Answer
1.	What happened in learning speaking?	I learn to speak in English, explain, and tell something in English and use infographics to deliver the information
2.	How did you feel during the experience of using infographics as the media in learning speaking?	Using infographics as the media in learning speaking helps me speak better.
3.	How did you feel after the experience of using infographics as the media in learning speaking?	After using infographics as the media in learning speaking, I fell like it helps me to speak more structured and fluently.
4.	What was good about using infographics as the media in learning speaking?	It helps me to speak more confident and more structured.
5.	What was not good about using infographics as the media in learning speaking?	There is nothing bad about using infographics as the media in learning.
6.	What were the limitations that you experienced in using infographics as the media in learning speaking?	I tend to look at the infographics, and try to read all of the words that contain in there with lack of eye contact while explain.

7.	What were the challenges that you experienced in using infographics as the media in learning speaking?	I challenge my self to make and design the infographics, and also I try not to continuously read my infographics.
8.	Is your speaking skill improved by the use of infographics as the media in learning speaking? Elaborate your answer.	I'm not sure, but I think yes because I get more confident when speak in english day by day.
9.	Are you helped by infographics as the media in learning English skill, especially in speaking skill? Elaborate your answer.	Yes, because while I speak using infographics, I know what to say next, also I can speak more structured.
10.	Do you consider infographics as the media as an important supplementary tool in learning speaking? Elaborate your answer.	Yes, It really helps me in learning speaking. infographics can be a guide for me in learning speaking because it helps me to speak fluently and more structured.

Name : Amelia Margaratna Putri

Class : 2C

NIM : 1912021191

No	Question of Students' Reflective Journal	Your Answer
1.	What happened in learning speaking?	I made an infographics as the media in learning speaking. It's used as a reminder for the point of speaking. So we can remember what we want to speaking about.
2.	How did you feel during the experience of using infographics as the media in learning speaking?	It's fun. Especially when make the infographics. But, i'm not enjoy use it for speaking because i am not used to speak moreover speak English.
3.	How did you feel after the experience of using infographics as the media in learning speaking?	I feel regret because i can't use a better method in use the infographics for speaking.
4.	What was good about using infographics as the media in learning speaking?	When you have the material for speaking, you can remember it while make the infographics. So when you speaking, you can remember it by look at your infographics

5.	What was not good about using infographics as the media in learning speaking?	It takes some time to make the infographics. If you make it without remember your material, that infographics wouldn't useful.
6.	What were the limitations that you experienced in using infographics as the media in learning speaking?	I have to print it but i don't have a printer. I use my laptop to show my infographics in the video.
7.	What were the challenges that you experienced in using infographics as the media in learning speaking?	I have to remember the material i want to speak when make the infographics. If i made it, i can speak better.
8.	Is your speaking skill improved by the use of infographics as the media in learning speaking? Elaborate your answer.	Yes, it is. It improved a little. I am starting used to speak English. But, i think that because i speak English every week beside of the infographics.
9.	Are you helped by infographics as the media in learning English skill, especially in learning speaking skill? Elaborate your answer.	Yes, i am. infographics can help me to learn English skill. In speaking, my mouth is starting used to speak English. I learn some new vocabularies too. But that would be more effective if i can do in right method
10.	Do you consider infographics as the media as an important supplementary tool in learning speaking? Elaborate your answer.	Yes, i do. Because that relate to my hobby so i can enjoy learning speaking english more.

Name :Ni Kadek Dwi Wahyuni

Class :2C

NIM :1912021086

No	Question of Students' Reflective Journal	Your Answer
1.	What happened in learning speaking?	We learned speaking in the class through infographics as the media
2.	How did you feel during the experience of using infographics as the media in learning speaking?	I was feeling helped on explaining the information.
3.	How did you feel after the experience of using infographics as the media in learning speaking?	feeling better than when I wasn't using infographics as the media learning.
4.	What was good about using infographics as the media in learning speaking?	using infographics as the media learning helped me on explaining the material easier.
5.	What was not good about using infographics as the media in learning speaking?	I have no idea, because in my opinion, it is really recommended to use infographics as the media in learning speaking.
6.	What were the limitations that you experienced in using infographics as the media in learning speaking?	as a beginner, I still find some difficulties on making an infographics. those difficulties such

		as: (1) the idea about what kind of information should I add into it, (2) which arts, images, lines, or illustration that might look good and creative on my infographics
7.	What were the challenges that you experienced in using infographics as the media in learning speaking?	I have to think about an interesting idea for the infographics to attract the audience.
8.	Is your speaking skill improved by the use of infographics as the media in learning speaking? Elaborate your answer.	I don't know just yet. maybe yes, in some cases it helps me on explaining the material easier (?)
9.	Are you helped by infographics as the media in learning English skill, especially in learning speaking skill? Elaborate your answer.	using infographics as the media learning helped me on explaining the material easier especially in learning speaking.
10.	Do you consider infographics as the media as an important supplementary tool in learning speaking? Elaborate your answer.	yes, absolutely. infographics is an important supplementary tool in learning speaking, because we need a kind of media like infographics to help us on explaining our material chronologically.

Name : Ni Komang Rutjayanthi Mayami D.

Class : 2C

NIM : 1912021100

No	Question of Students' Reflective Journal	Your Answer
1.	What happened in learning speaking?	I used infographics in speaking class to deliver the information
2.	How did you feel during the experience of using infographics as the media in learning speaking?	I'm Happy, can be explained in a structure way and esay to understand.
3.	How did you feel after the experience of using infographics as the media in learning speaking?	I'm Happy, because i can learn a new thing, and i can write my idea in infographicss made by me.
4.	What was good about using infographics as the media in learning speaking?	In my opinion, the infographics have illustrations, so it makes easy to speaking or explaining the contents of infographicss, and make learning speaking more interesting.
5.	What was not good about using infographics as the media in learning speaking?	In my opinion that was not good is, when making infographicss design because takes a long time.
6.	What were the limitations that you experienced in using infographics as the media in learning speaking?	When I make writing that is too small on the infographics, so when recording video the writing is not clearly visible.
7.	What were the challenges that you experienced in using	The challenge I experienced was, when making videos I had to talk

	<p>infographics as the media in learning speaking?</p>	<p>while holding infographics. This is very difficult because I have to hold the infographics properly, so that the infographics can be seen clearly.</p>
8.	<p>Is your speaking skill improved by the use of infographics as the media in learning speaking? Elaborate your answer.</p>	<p>Yes, my speaking skill improved by the use of infographics because infographics have illustrations, so it makes easy to speaking or explaining the contents of infographics.</p>
9.	<p>Are you helped by infographics as the media in learning English skill, especially in learning speaking skill? Elaborate your answer.</p>	<p>Yes. infographics helped me as the media in learning speaking. Because with infographics, learning english becomes more interesting and I can learn a new things.</p>
10.	<p>Do you consider infographics as the media as an important supplementary tool in learning speaking? Elaborate your answer.</p>	<p>Yes. I consider infographics as the media as an important , because with infographics make me speaking better and and i can write my idea in infographics made by me.</p>

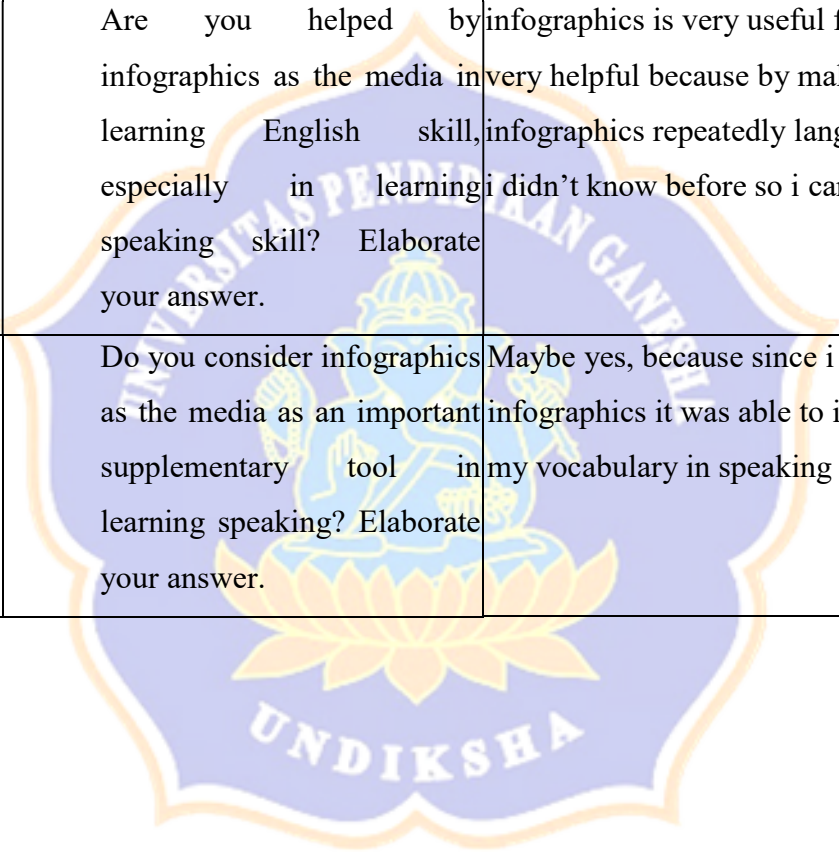
Name : Luh Sri Susi Susanti

Class : 2C

NIM : 1912021214

No	Question of Students' Reflective Journal	Your Answer
1.	What happened in learning speaking?	I learned about speaking and use infographics as the media in speaking class
2.	How did you feel during the experience of using infographics as the media in learning speaking?	Fell happy, even though the first can not make it, but it is enough to enjoy it when we can make it, so we know infographics.
3.	How did you feel after the experience of using infographics as the media in learning speaking?	We come to know how to make infographics, of course it is very fun when we can make them and want to try to make others.
4.	What was good about using infographics as the media in learning speaking?	We can understand about making a good and correct infographics.
5.	What was not good about using infographics as the media in learning speaking?	Which is not good in the use of infographics may be because at first it was difficult to make infographics such as making food recipes.
6.	What were the limitations that you experienced in using infographics as the media in learning speaking?	Sometimes difficult to find image that will be used on infographics.
7.	What were the challenges that you experienced in using	Sometimes in making png on writing or we want to make other creatives.

	infographics as the media in learning speaking?	
8.	Is your speaking skill improved by the use of infographics as the media in learning speaking? Elaborate your answer.	Of course, my english speaking ability has improved even more than before, especially in the difficult pronunciation of the word.
9.	Are you helped by infographics as the media in learning English skill, especially in learning speaking skill? Elaborate your answer.	infographics is very useful for me, very helpful because by making infographics repeatedly language that i didn't know before so i can know.
10.	Do you consider infographics as the media as an important supplementary tool in learning speaking? Elaborate your answer.	Maybe yes, because since i learned infographics it was able to increase my vocabulary in speaking english.



Name : Ni Putu Gita Indriyanthi

Class : 2C

NIM : 1912021183

No	Question of Students' Reflective Journal	Your Answer
1.	What happened in learning speaking?	Firstly I learned speaking manually then I used infographics to help me deliver the information
2.	How did you feel during the experience of using infographics as the media in learning speaking?	I was very feeling when learning to use infographics because i had thought it would be easier if you use infographics.
3.	How did you feel after the experience of using infographics as the media in learning speaking?	The feeling that i felt after that was very happy because i was able to speak english very well.
4.	What was good about using infographics as the media in learning speaking?	That is good using infographics rhat we will more easily learn to read because with infographics we can learn to speak the truth and good.
5.	What was not good about using infographics as the media in learning speaking?	Which is not good maybe if in my opinion it makes it arguably less good because i have never made an infographics and it's my first time making it, so i think that's not good.

6.	What were the limitations that you experienced in using infographics as the media in learning speaking?	The limitations i experienced were only in the time part because when i was talking or explaining i also had to pay attention to time because in my opinion it was very important.
7.	What were the challenges that you experienced in using infographics as the media in learning speaking?	The challenge that i experienced when i was making the video i felt distressed when i was talking while holding the infographics was very difficult because i had to really hold the infographics properly so that the infographics could be seen clearly.
8.	Is your speaking skill improved by the use of infographics as the media in learning speaking? Elaborate your answer.	In my opinion it is true that my speaking skills are very good when i use infographic.
9.	Are you helped by infographics as the media in learning English skill, especially in learning speaking skill? Elaborate your answer.	I am very happy to learn with infographics because it is true that our level of speech will get better and also we can bring out our skills.
10.	Do you consider infographics as the media as an important supplementary tool in learning speaking? Elaborate your answer.	Yes, because with infographics i can speak better.

Name : Lanika Citra Dewi

Class : 2C

NIM : 1912021126

No	Question of Students' Reflective Journal	Your Answer
1.	What happened in learning speaking?	We learned speaking with infographics to deliver the information
2.	How did you feel during the experience of using infographics as the media in learning speaking?	I felt helpful but sometimes if I don't have the idea to made the infographics, I felt lazy to made the media.
3.	How did you feel after the experience of using infographics as the media in learning speaking?	I felt easiest to tell the material during using infographics.
4.	What was good about using infographics as the media in learning speaking?	Helpful during presentation and can remind me about the material. And last one is minimize feel like nervous.
5.	What was not good about using infographics as the media in learning speaking?	Not yet. az
6.	What were the limitations that you experienced in using infographics as the media in learning speaking?	Not yet.

7.	What were the challenges that you experienced in using infographics as the media in learning speaking?	Difficult to find idea to make the infographics and sometime felt lazy to create.
8.	Is your speaking skill improved by the use of infographics as the media in learning speaking? Elaborate your answer.	I think, I am more confident with using infographics.
9.	Are you helped by infographics as the media in learning English skill, especially in learning speaking skill? Elaborate your answer.	Yes, with using infographics I felt helped.
10.	Do you consider infographics as the media as an important supplementary tool in learning speaking? Elaborate your answer.	Yes I do. I think infographics important supplementary toll in learning speaking. With using this media, I can more confident and minimize the nervous.

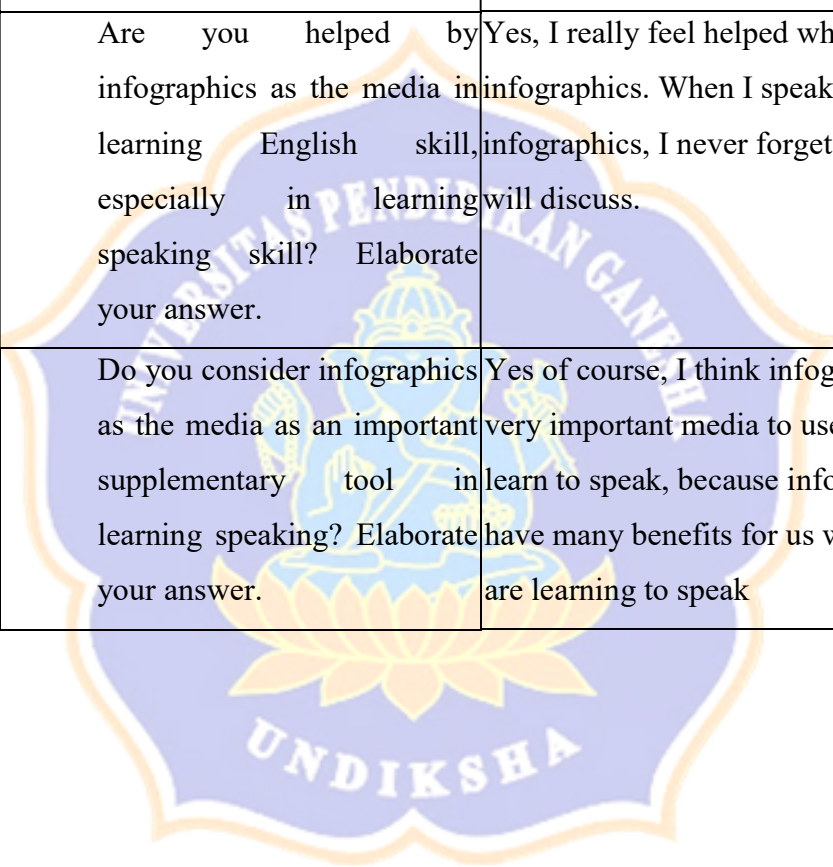
Name : I Gusti Ayu Km. Putri Tri Wahyuni

Class : 2C

NIM : 1912021138

No	Question of Students' Reflective Journal	Your Answer
1.	What happened in learning speaking?	I made an infographics to help me deliver the information
2.	How did you feel during the experience of using infographics as the media in learning speaking?	I feel easier to speak on the groove because it is helped by infographics
3.	How did you feel after the experience of using infographics as the media in learning speaking?	I feel that infographics is a media that is very helpful when talking, when in the middle of the speaking we forget of the material discussed, infographics can help to remind
4.	What was good about using infographics as the media in learning speaking?	I became able to speak according to the flow
5.	What was not good about using infographics as the media in learning speaking?	Infografik made me a little released because I had to prepare an infographics before speaking
6.	What were the limitations that you experienced in using infographics as the media in learning speaking?	Not yet.
7.	What were the challenges that you experienced in using infographics as the media in	I must think hard to make design for my infographics.

	learning speaking?	
8.	Is your speaking skill improved by the use of infographics as the media in learning speaking? Elaborate your answer.	Yes of course, because with infographics I become very fluent to speak
9.	Are you helped by infographics as the media in learning English skill, especially in speaking skill? Elaborate your answer.	Yes, I really feel helped when using infographics. When I speak using infographics, I never forget what I will discuss.
10.	Do you consider infographics as the media as an important supplementary tool in learning speaking? Elaborate your answer.	Yes of course, I think infographics is very important media to use when we learn to speak, because infographics have many benefits for us when we are learning to speak



Name : Pande Eka Putri Pradnyani

Class : 2C

NIM : 1912021133

No	Question of Students' Reflective Journal	Your Answer
1.	What happened in learning speaking?	I learned speaking with infographics to help me deliver the information
2.	How did you feel during the experience of using infographics as the media in learning speaking?	I felt using infographics as the media in learning speaking was fun and interactive.
3.	How did you feel after the experience of using infographics as the media in learning speaking?	I felt using infographics as the media in learning speaking was really helpful because I can look into the point when I forget what to say.
4.	What was good about using infographics as the media in learning speaking?	In infographics there are many important points that can be seen during the process of delivering the material.
5.	What was not good about using infographics as the media in learning speaking?	In learning speaking, I think there is no bad thing about using infographics. On the contrary, it makes the listener more understand about what we are saying.

6.	What were the limitations that you experienced in using infographics as the media in learning speaking?	I have to print-out my infographics as a media, and the cost to print the colored image is not that cheap.
7.	What were the challenges that you experienced in using infographics as the media in learning speaking?	Designing my infographics may be a challenge for me, because I do not have designing skills to make my infographics looks good.
8.	Is your speaking skill improved by the use of infographics as the media in learning speaking? Elaborate your answer.	Yes, because every time I make my infographics I always learn new word and how to pronounce it better. And while speaking, the points in infographics help me a lot.
9.	Are you helped by infographics as the media in learning English skill, especially in learning speaking skill? Elaborate your answer.	Of course yes, because infographics helps me to deliver my content better, and also infographics gives me confidence when I speak.
10.	Do you consider infographics as the media as an important supplementary tool in learning speaking? Elaborate your answer.	Yes, I do. Because infographics will help the students while speaking. With infographics students will know what should they say and the teacher could rate their creativity too.

Name : Luh Kadek Dwi Windari

Class : 2C

NIM : 1912021090

No	Question of Students' Reflective Journal	Your Answer
1.	What happened in learning speaking?	In learning speaking I used infographics in delivering the information in front of the class and in the video
2.	How did you feel during the experience of using infographics as the media in learning speaking?	I feel more helpful to remember when using infographics in learning speaking
3.	How did you feel after the experience of using infographics as the media in learning speaking?	I feel helped when use infographics as media in learning speaking
4.	What was good about using infographics as the media in learning speaking?	infographics help me remember when learning to speak
5.	What was not good about using infographics as the media in learning speaking?	Not yet
6.	What were the limitations that you experienced in using infographics as the media in learning speaking?	The limitation is when making the infographics

7.	What were the challenges that you experienced in using infographics as the media in learning speaking?	The challenge in using infographics as the media in learning speaking is when creating the infographics
8.	Is your speaking skill improved by the use of infographics as the media in learning speaking? Elaborate your answer.	Yes i think my speaking skill more improve when i use infogrphic as media in learning speaking because infographics help me remember what i want to talk about
9.	Are you helped by infographics as the media in learning English skill, especially in learning speaking skill? Elaborate your answer.	yes, use infographics as media in learning speaking is helped me. Because in infographics there are reminders like picture or word that make it easy for me to speak
10.	Do you consider infographics as the media as an important supplementary tool in learning speaking? Elaborate your answer.	yes, because infographics help students in remember in speaking, and use infographics as the media in learning speaking provide new experiences for students in learning speaking.

Name : Ni Luh Putu Indah

Class : 2C

NIM : 1912021190

No	Question of Students' Reflective Journal	Your Answer
1.	What happened in learning speaking?	I have to make an infographics as a media in learning speaking. It's used as a reminder for the point of speaking.
2.	How did you feel during the experience of using infographics as the media in learning speaking?	It's fun. Especially when make the infographics. When making infographics I can pour my own creations.
3.	How did you feel after the experience of using infographics as the media in learning speaking?	I get new experience after using infographics as a method in learning speaking because it was the first time I used a different method.
4.	What was good about using infographics as the media in learning speaking?	I think this is a good method. We can remember what we have to say by looking at the clue in the infographics.
5.	What was not good about using infographics as the media in learning speaking?	Making infographics takes some time. I think, if you make it without remembering your material, the infographics will be useless.
6.	What were the limitations that you experienced in using infographics as the media in learning speaking?	Erratic time to make infographics. In my opinion it would be more effective if scheduled according to the course as usual. The result is that we might produce more perfect results because we have prepared it in advance.

7.	What were the challenges that you experienced in using infographics as the media in learning speaking?	I must keep in mind the material I want to say when creating infographics. If I succeed, I can speak better.
8.	Is your speaking skill improved by the use of infographics as the media in learning speaking? Elaborate your answer.	yes I started to be able to speak English a little, although I was still nervous and there were a lot of vocabulary I had to learn. Maybe also because every week I practice to speak English for the assignment material in learning speaking.
9.	Are you helped by infographics as the media in learning English skill, especially in learning speaking skill? Elaborate your answer.	Of course. infographics can help me to learn English skill. My mouth speaks words that I rarely use in English. In infographics I include words that I rarely use so I can easily remember them, and of course add skills.
10.	Do you consider infographics as the media as an important supplementary tool in learning speaking? Elaborate your answer.	Yes I do. Because during the speaking assignment aided by infographics. So, many benefits that I get.

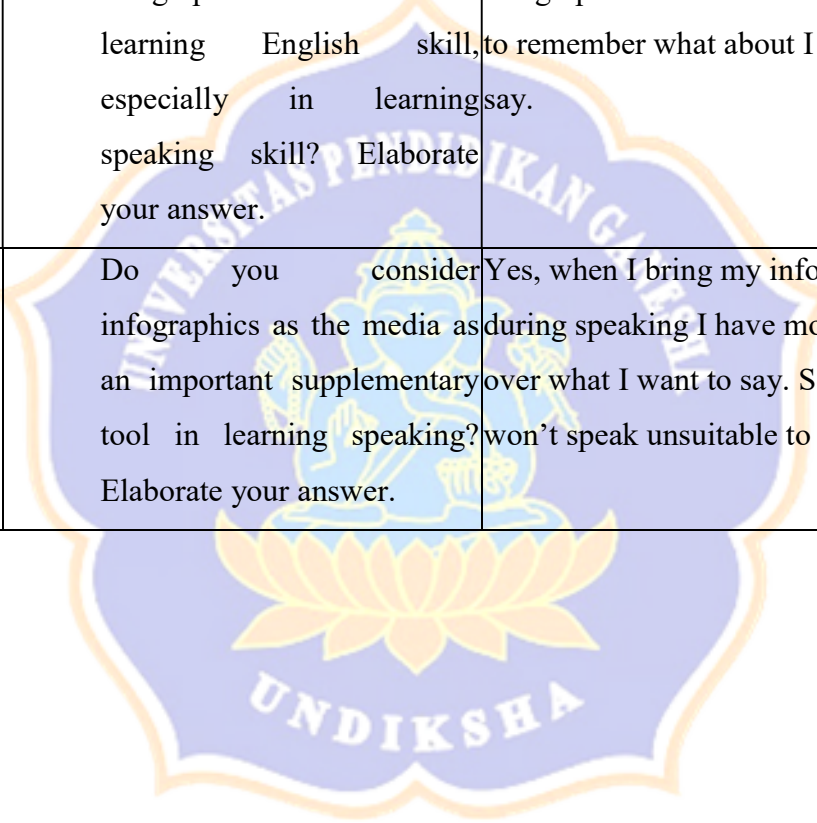
Name : Malinda Fitri

Class : 2C

NIM : 1912021132

No	Question of Students' Reflective Journal	Your Answer
1.	What happened in learning speaking?	I used infographics as the media to help me become more confident
2.	How did you feel during the experience of using infographics as the media in learning speaking?	While using infographics as the media in learning speaking make me easier too remembr what I want to say.
3.	How did you feel after the experience of using infographics as the media in learning speaking?	I feel like I have the experience to talk on videos and be watched by others. And I really enjoyed it when I was using infographics
4.	What was good about using infographics as the media in learning speaking?	For starters, infographics is useful for less nervous
5.	What was not good about using infographics as the media in learning speaking?	Nothing
6.	What were the limitations that you experienced in using infographics as the media in learning speaking?	For the first time I thought making infographics should use the laptop but once I searched youtube, there's an app I can use by mobile phone
7.	What were the challenges that you experienced in using infographics as the media in learning speaking?	I thought, there was no challenges when using infographics.but I had enough trouble making creative

	learning speaking?	infographics.
8.	Is your speaking skill improved by the use of infographics as the media in learning speaking? Elaborate your answer.	Yes, because when I make my infographics while trying to understand what about I will tell.
9.	Are you helped by infographics as the media in learning English skill, especially in learning speaking skill? Elaborate your answer.	Yes, as I said before using infographics make make more easier to remember what about I want to say.
10.	Do you consider infographics as the media as an important supplementary tool in learning speaking? Elaborate your answer.	Yes, when I bring my infographics during speaking I have more control over what I want to say. So that I won't speak unsuitable to the topic.



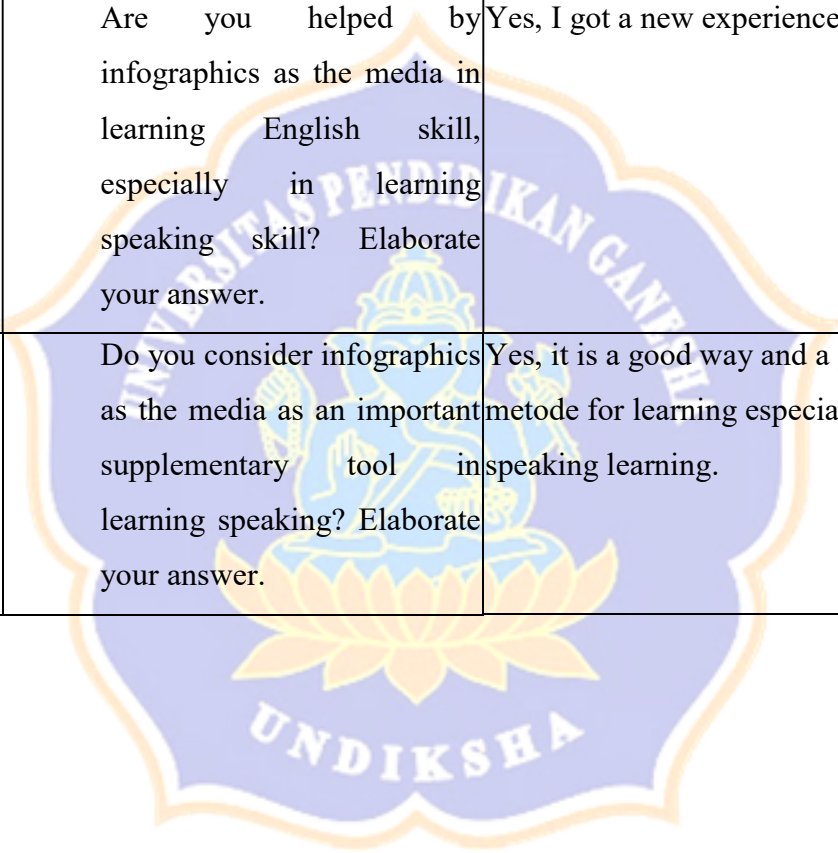
Name : Putu Ega Yudia Mastika

Class : 2C

NIM : 1912021148

No	Question of Students' Reflective Journal	Your Answer
1.	What happened in learning speaking?	I made an infographics to help me deliver the information
2.	How did you feel during the experience of using infographics as the media in learning speaking?	It is easier while using infographics to explain our statement.
3.	How did you feel after the experience of using infographics as the media in learning speaking?	After using infographics, I think I found a better way to explain anything (during presentation, etc.) to get more easier.
4.	What was good about using infographics as the media in learning speaking?	I like it because it is helpful. When we feel difficult to remember the material that we want to say, using infographics is the best way to fix it.
5.	What was not good about using infographics as the media in learning speaking?	We need to make it, sometimes it takes more time.
6.	What were the limitations that you experienced in using infographics as the media in learning speaking?	I think there is no limitations.
7.	What were the challenges that you experienced in using	I can improve my creativity to make an interesting infographics so people

	infographics as the media in learning speaking?	can understood easier and my infographics has a good looking.
8.	Is your speaking skill improved by the use of infographics as the media in learning speaking? Elaborate your answer.	Yes, of course. I felt while using infographics,I could speak more calm, because I remembered what is the points that are written in the infographics.
9.	Are you helped by infographics as the media in learning English skill, especially in learning speaking skill? Elaborate your answer.	Yes, I got a new experience.
10.	Do you consider infographics as the media as an important supplementary tool in learning speaking? Elaborate your answer.	Yes, it is a good way and a good metode for learning especially in speaking learning.



Name : Ni Made Nadindya Mahadewi

Class : 2C

NIM : 1912021139

No	Question of Students' Reflective Journal	Your Answer
1.	What happened in learning speaking?	Firstly, I was nervous but then I used infographics to deliver the information
2.	How did you feel during the experience of using infographics as the media in learning speaking?	It's fun, I like when I create my own infographics. But sometimes I got tired to make an infograpich and out of ideas when I create an infographics.
3.	How did you feel after the experience of using infographics as the media in learning speaking?	I felt that I have a new skill that I never ever done before. I felt use infographics is easiest way to inform our content.
4.	What was good about using infographics as the media in learning speaking?	By using infographics as the media in learning speaking is good, because it can give us a little peek about our content.
5.	What was not good about using infographics as the media in learning speaking?	I think it's good at all, but sometimes I felt tired when I need to prepared an infographics as the media in learning system.
6.	What were the limitations that you experienced in using infographics as the media in	It's hard to make an interesting infographics when we out of ideas.

	learning speaking?	
7.	What were the challenges that you experienced in using infographics as the media in learning speaking?	To make an interesting infographics is hard for me. Sometimes we need to estimate whether our infographics can be interested to many people and can describe the content that we will talk about.
8.	Is your speaking skill improved by the use of infographics as the media in learning speaking? Elaborate your answer.	Yes, my speaking skill is improved when I'm use an infographics because I can see a little peak about my content. By using infographics make me felt confident when I speak.
9.	Are you helped by infographics as the media in learning English skill, especially in learning speaking skill? Elaborate your answer.	Yes, because I can see a little peek of my content
10.	Do you consider infographics as the media as an important supplementary tool in learning speaking? Elaborate your answer.	I think yes, because infographics can help a lot when you are speaking. But that doesn't mean without an infographics we cannot speak properly. Both must be balance.

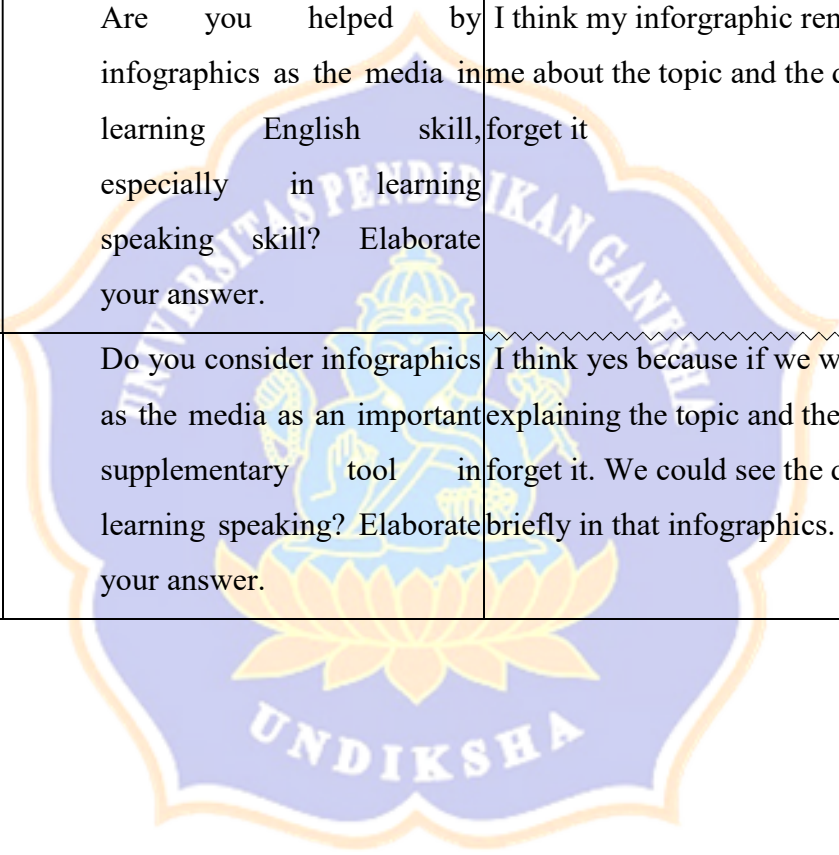
Name : Andika Dwi Aryansyah

Class : 2C

NIM : 1912021106

No	Question of Students' Reflective Journal	Your Answer
1.	What happened in learning speaking?	The material very interest to explain and Also made an infographics to help us deliver the information
2.	How did you feel during the experience of using infographics as the media in learning speaking?	For the first it was very difficult, but every made an infographics for usually its very easier than before.
3.	How did you feel after the experience of using infographics as the media in learning speaking?	I think it was very fun and interested
4.	What was good about using infographics as the media in learning speaking?	We could shorten about the data and explain more easy
5.	What was not good about using infographics as the media in learning speaking?	I think for the first time it was very complicated
6.	What were the limitations that you experienced in using infographics as the media in learning speaking?	I think maybe just from the standpoint of creativity and my canva account hasn't been a premium.
7.	What were the challenges that you experienced in using	Maybe for the first time I tried design my infographics it was very

	infographics as the media in learning speaking?	confused about the menu
8.	Is your speaking skill improved by the use of infographics as the media in learning speaking? Elaborate your answer.	I think yes, because I felt comfortable and enjoy to speak english in front camera or not.
9.	Are you helped by infographics as the media in learning English skill, especially in learning speaking skill? Elaborate your answer.	I think my inforgraphic remembered me about the topic and the data, if I forget it
10.	Do you consider infographics as the media as an important supplementary tool in learning speaking? Elaborate your answer.	I think yes because if we were explaining the topic and then we forget it. We could see the data briefly in that infographics.



Name : KOMANG ALIT YUDA

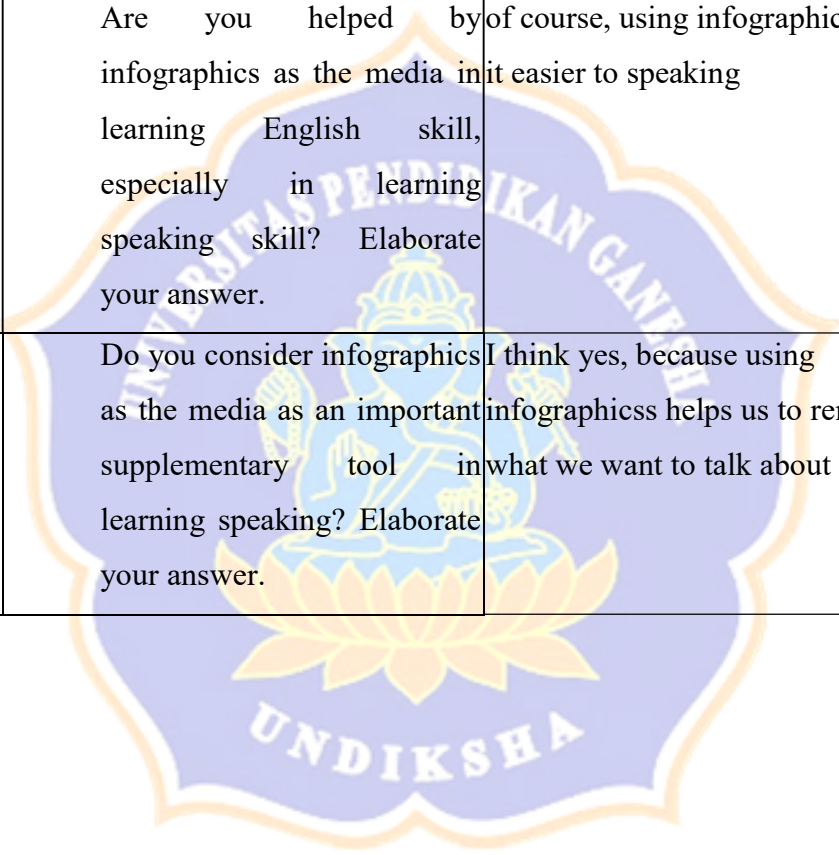
PRAWIRA D

Class : 2C

NIM : 1912021169

No	Question of Students' Reflective Journal	Your Answer
1.	What happened in learning speaking?	I learned speaking with infographics as the media
2.	How did you feel during the experience of using infographics as the media in learning speaking?	as long as I use infographics I feel more confident
3.	How did you feel after the experience of using infographics as the media in learning speaking?	my nervous feelings go away
4.	What was good about using infographics as the media in learning speaking?	the good thing is we can be more creative to create infographics
5.	What was not good about using infographics as the media in learning speaking?	In my opinion no
6.	What were the limitations that you experienced in using infographics as the media in learning speaking?	the limitations I experienced were not good internet signals, so making infographics takes quite a long time
7.	What were the challenges that you experienced in using	the challenge I experienced was to make infographics designs more

	infographics as the media in learning speaking?	attractive
8.	Is your speaking skill improved by the use of infographics as the media in learning speaking? Elaborate your answer.	using infographics increases our speaking skills
9.	Are you helped by infographics as the media in learning English skill, especially in learning speaking skill? Elaborate your answer.	of course, using infographics makes it easier to speaking
10.	Do you consider infographics as the media as an important supplementary tool in learning speaking? Elaborate your answer.	I think yes, because using infographics helps us to remind what we want to talk about



Name : Gede Yasa Utama

Class : 2C

NIM : 1912021217

No	Question of Students' Reflective Journal	Your Answer
1.	What happened in learning speaking?	I have to make an infographics as a media in learning speaking. So we can remember what we want to speaking about.
2.	How did you feel during the experience of using infographics as the media in learning speaking?	It's fun. Especially when make the infographics. But, i'm not enjoy use it for speaking because i am not used to speak moreover speak English.
3.	How did you feel after the experience of using infographics as the media in learning speaking?	I feel regret because i can't use a better method in use the infographics for speaking.
4.	What was good about using infographics as the media in learning speaking?	When you have the material for speaking, you can remember it while make the infographics. So when you speaking, you can remember it by look at your infographics
5.	What was not good about using infographics as the media in learning speaking?	It takes some time to make the infographics. If you make it without remember your material, that infographics wouldn't useful.
6.	What were the limitations that you experienced in using infographics as the media in	I have to print it but i don't have a printer. I use my laptop to show my infographics in the video.

	learning speaking?	
7.	What were the challenges that you experienced in using infographics as the media in learning speaking?	I have to remember the material i want to speak when make the infographics. If i made it, i can speak better.
8.	Is your speaking skill improved by the use of infographics as the media in learning speaking? Elaborate your answer.	Yes, it is. It improved a little. I am starting used to speak English. But, i think that because i speak English every week beside of the infographics.
9.	Are you helped by infographics as the media in learning English skill especially in learning speaking skill? Elaborate your answer.	Yes, i am. infographics can help me to learn English skill. In speaking, my mouth is starting used to speak English. I learn some new vocabularies too. But that would be more effective if i can do in right method
10.	Do you consider infographics as the media as an important supplementary tool in learning speaking? Elaborate your answer.	Yes, i do. Because that relate to my hobby so i can enjoy learning speaking english more.

Name : Ni Luh Putu Niken Apsari

Class : 2C

NIM : 1912021109

No	Question of Students' Reflective Journal	Your Answer
1.	What happened in learning speaking?	I used infographics as the media in learning speaking in the class
2.	How did you feel during the experience of using infographics as the media in learning speaking?	From my point of view, i think infographics helps me so much and can make me remember what am i going to say, because since this is full english i am so nervous but this infographic help me so much.
3.	How did you feel after the experience of using infographics as the media in learning speaking?	I think it will be easier using an infographics when you talk in english.
4.	What was good about using infographics as the media in learning speaking?	First, it can make you remember what are you trying to say, second, you can develop your creativity by design an infographics.
5.	What was not good about using infographics as the media in learning speaking?	infographics only need main idea only, so there is no enough space when you going to explain those main ideas.

6.	<p>What were the limitations that you experienced in using infographics as the media in learning speaking?</p>	<p>When i trying to design an infographics sometimes it makes me lil bit frustrated because i want it to be perfect.</p>
7.	<p>What were the challenges that you experienced in using infographics as the media in learning speaking?</p>	<p>The maind idea that i am going to use, the design that i am going to make.</p>
8.	<p>Is your speaking skill of infographics as the media in learning speaking? Elaborate your answer.</p>	<p>Yes, because it help me when i feel improved by the use of infographics it makes me feel like a pro speaker so it will increase my confident and i can fluently talk in english.</p>
9.	<p>Are you helped by infographics as the media in learning English skill, especially in learning speaking skill? Elaborate your answer.</p>	<p>Yes,becauseithelpmewhenicannotrememb erwhatamigoingtosay,soican takealooklitttlebitatthe infographics</p>
10.	<p>Do you consider infographics as the media as an</p>	<p>Yes, because it helps a lot especially when you still learning about english just like i did, it will be so helpfull.</p>

	<p>important supplementary tool in learning speaking? Elaborate your answer.</p>	
--	--	--



Name : Putu Kresna Adhi Pradnyana

Class : 2C

NIM : 1912021140

No	Question of Students' Reflective Journal	Your Answer
1.	What happened in learning speaking?	In learning speaking I used infographics to deliver the information to my friends
2.	How did you feel during the experience of using infographics as the media in learning speaking?	in my opinion the use of infographics is very good, because by using infographics it is easier for us to provide information to many people.
3.	How did you feel after the experience of using infographics as the media in learning speaking?	my experience using infographics in learning media is that I feel more assisted when I provide information.
4.	What was good about using infographics as the media in learning speaking?	The good thing when using infographics as media in learning speaking is that we can see a little of the infographics if there is anything we forget when giving out material
5.	What was not good about using infographics as the media in learning speaking?	In my opinion is nothing was not good about using infographics as the media in learning speaking.
6.	What were the limitations that you experienced in using infographics as the media in learning speaking?	There is not limitations that I experienced in using infographics as the media in learning speaking.

7.	What were the challenges that you experienced in using infographics as the media in learning speaking?	my challenge to use infograpich as a learning media in learning speaking is, when I make the inforgarpich it must be good and look more creative than others
8.	Is your speaking skill improved by the use of infographics as the media in learning speaking? Elaborate your answer.	Yes my skill have improved .
9.	Are you helped by infographics as the media in learning English skill, especially in learning speaking skill? Elaborate your answer.	yes I am very helped, with this infograpich makes it easier for me to learn speaking
10.	Do you consider infographics as the media as an important supplementary tool in learning speaking? Elaborate your answer.	yes, I consider infographicss to be an important medium in learning to speak, with the presence of infographicss it is easier to provide information

Name : Elena Febiola Sihombing

Class : 2C

NIM : 1912021107

No	Question of Students' Reflective Journal	Your Answer
1.	What happened in learning speaking?	I used infographics as the media in speaking class
2.	How did you feel during the experience of using infographics as the media in learning speaking?	during the experience of using infographics as the media in learning speaking ,I feel very comfortable using the infographics as a media to learn speaking, because my experience is growing and my creativity is also honed
3.	How did you feel after the experience of using infographics as the media in learning speaking?	After using the infographics as a medium, I was easier to understand and learn the topics that I would bring in the speaking materials
4.	What was good about using infographics as the media in learning speaking?	infographics cans help me to explain about the materi that I will speaking
5.	What was not good about using infographics as the media in learning speaking?	Using infographics as a medium to learn speaking can make me dependency and should be inclined to see the infographics when delivering the material

6.	What were the limitations that you experienced in using infographics as the media in learning speaking?	The limitations that I experienced are when looking for an icon to be made into the infograph
7.	What were the challenges that you experienced in using infographics as the media in learning speaking?	The challenge that I experienced is how to focus on talking and convey the topic with the media infograph without having to read the contents of the Infograph
8.	Is your speaking skill improved by the use of infographics as the media in learning speaking? Elaborate your answer.	Yes, I think my speaking skills increased because of the infographics. I can convey and assemble the word when I have the infographics material and I will not be confused in delivering the material
9.	Are you helped by infographics as the media in learning English skill, especially in learning speaking skill? Elaborate your answer.	Yes I helped By using the infographics, I get easier to speak and explain the subject matter
10.	Do you consider infographics as the media as an important supplementary tool in learning speaking? Elaborate your answer.	Yes, I consider the infographics as an important learning speaking tool, because I will be easier to learn the media infographics

Name : I Gusti Agung Putu Nata Yoga

Class :2C

NIM :1912021128

No	Question of Students' Reflective Journal	Your Answer
1.	What happened in learning speaking?	We used infographics in delivering the information to the audiences
2.	How did you feel during the experience of using infographics as the media in learning speaking?	I feel awkward because this is the first time I make video and using infographics as the media.
3.	How did you feel after the experience of using infographics as the media in learning speaking?	Personally, I think infographics helps me a lot to speak because I have a guideline of which material that I need to speak first.
4.	What was good about using infographics as the media in learning speaking?	As I said earlier, infographic helps me to remember which material I need to say first. Then, infographics also helps me to deserve more creative explanation to viewers.
5.	What was not good about using infographics as the media in learning speaking?	I feel awkward because I need to hold the infographics in one hand, meanwhile the other one is pointing to the material that I explain
6.	What were the limitations that you experienced in using infographics as the media in learning speaking?	I think, using infographics is only effective when you explain a simple thing because i think this kind of

	learning speaking?	method is only describe or explain something in general.
7.	What were the challenges that you experienced in using infographics as the media in learning speaking?	Honestly, I have no skill in editing and I feel difficult to make an interesting infographics.
8.	Is your speaking skill improved by the use of infographics as the media in learning speaking? Elaborate your answer.	Yes, it is improve my vocabulary by much. I learn many words. In my opinion, speaking with infographics is a solution when you can't remember many material at once.
9.	Are you helped by infographics as the media in learning English skill especially in learning speaking skill? Elaborate your answer.	Yes, I would say that speaking with infographics is the best way to explain a simple thing and improve your vocabulary even your confident at once.
10.	Do you consider infographics as the media as an important supplementary tool in learning speaking? Elaborate your answer.	Yes, I do. I prefer to use infographics if you have a problem to remember many materials at once. By using an infographics, you would have better explanation.

Name : I Komang Japar Aridana

Class : 2C

NIM : 1912021170

No	Question of Students' Reflective Journal	Your Answer
1.	What happened in learning speaking?	I used infographics to learn speaking and help me to deliver the information
2.	How did you feel during the experience of using infographics as the media in learning speaking?	By using infographics during learning speaking, I am helped because infographics make it easy for me to explain a material
3.	How did you feel after the experience of using infographics as the media in learning speaking?	learning speaking use infographics is really fun because infographics make it easy for me to learning speaking and helpful to remember the critical points of matter
4.	What was good about using infographics as the media in learning speaking?	The good thing about using infographic in the media learning speaking is we can see the points we need to talk
5.	What was not good about using infographics as the media in learning speaking?	there is nothing bad in using infographics because infographics make it easier for us to learning speaking
6.	What were the limitations that you experienced in using infographics as the media in	The Limitations of using infographic are making it

	learning speaking?	
7.	What were the challenges that you experienced in using infographics as the media in learning speaking?	There were no challenges that I experienced because I enjoyed learning speaking using infographics
8.	Is your speaking skill improved by the use of infographics as the media in learning speaking? Elaborate your answer.	yes, my speaking skills have improved, because while using and making infographics I directly learn about grammar, vocabulary, pronunciation and used tense
9.	Are you helped by infographics as the media in learning English skill especially in learning speaking skill? Elaborate your answer.	i was very helped by infographics in the learning speaking media and I became adept at speaking
10.	Do you consider infographics as the media as an important supplementary tool in learning speaking? Elaborate your answer.	yes, because using infographics in learning speaking is very helpful and infographics is a good media to use in learning speaking

RIWAYAT HIDUP



Ketut Lingga Bimantarara lahir di Bebandem, 08 April 1999. Penulis merupakan anak terakhir dari pasangan I Made Dauh Suansara dan I Gusti Agung Ayu Alit Arini. Penulis berkebangsaan Indonesia dan kini menetap di Bebandem, Karangasem. Penulis berstatus Hindu dan kini tengah menempuh pendidikan di S1 Program Studi Pendidikan Bahasa Inggris di Universitas Pendidikan Ganesha.

Penulis mengawali jenjang pendidikan dasar di SDN 1 Bhuana Giri pada tahun 2004 hingga 2010. Kemudian pada tahun 2010, penulis melanjutkan ke jenjang sekolah menengah di SMPN 3 Bebandem. Pada tahun 2013, penulis berstatus sebagai siswa di SMAN 2 Amlapura. Hingga pada tahun 2016, penulis mengawali pendidikannya di jenjang perguruan tinggi hingga saat ini. Pada semester akhir tahun 2020 penulis telah menyelesaikan Skripsi yang berjudul “The Implementation of Infographics in Speaking for Social Interaction Course of English Language Education Department”. Selanjutnya, mulai tahun 2016 sampai tertulisnya skripsi ini, penulis masih terdaftar sebagai mahasiswa S1 Program Studi Pendidikan Bahasa Inggris di Universitas Pendidikan Ganesha.