

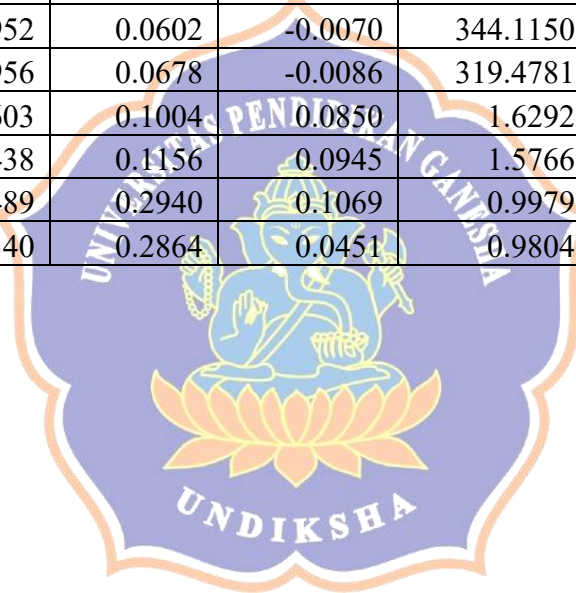
LAMPIRAN

Lampiran 01. Data Komponen Metode Altman Z-Score Modifikasi

Kode	Tahun	Aset Lancar	Hutang Lancar	Working Capital	Laba Ditahan	EBIT	Total Aset	Total Ekuitas	Total Liabilitas
ARGO	2023	174,182,198,896	474,170,526,029	-299,988,327,133	-2,358,322,680,238	-3,802,617,707	1,091,535,722,180	130,559,926,741	960,975,795,439
	2024	217,373,805,479	493,621,615,287	-276,247,809,808	-2,367,000,760,810	13,222,281,621	1,120,332,244,899	121,881,846,169	998,450,398,730
BELL	2023	362,978,936,038	229,374,762,040	133,604,173,998	78,833,476,385	31,804,822,960	530,041,342,956	265,248,554,288	264,792,788,668
	2024	381,828,691,738	275,739,004,389	106,089,687,349	85,024,676,274	30,887,120,114	583,307,445,777	271,252,565,780	312,054,879,997
MYTX	2023	725,704,000,000	2,180,768,000,000	-1,455,064,000,000	-3,397,074,000,000	-195,652,000,000	3,728,500,000,000	-493,547,000,000	4,222,047,000,000
	2024	555,724,000,000	1,958,441,000,000	-1,402,717,000,000	-3,463,050,000,000	87,937,000,000	3,303,298,000,000	-579,965,000,000	3,883,263,000,000
POLU	2023	80,340,562,835	34,275,360,700	46,065,202,135	-61,669,715,161	-11,166,477,206	190,163,052,910	121,532,136,262	68,630,916,648
	2024	98,454,182,898	49,294,357,717	49,159,825,181	-62,986,062,371	-5,939,741,521	204,681,517,169	125,516,272,867	79,165,244,302
SSTM	2023	225,961,727,243	152,875,738,521	73,085,988,722	-133,150,581,186	-12,638,105,605	423,860,995,132	235,861,882,324	187,999,112,808
	2024	207,379,449,454	144,555,383,478	62,824,065,976	-151,136,324,334	-11,178,568,820	397,551,814,020	219,810,069,670	177,741,744,350
STAR	2023	510,958,745,496	1,108,400,553	509,850,344,943	30,818,971,208	-3,587,033,990	512,334,216,189	510,849,684,197	1,484,531,992
	2024	515,298,124,071	891,991,504	514,406,132,567	35,053,884,242	-4,446,584,646	516,692,173,584	515,079,919,271	1,612,254,313
TRIS	2023	805,883,001,325	384,506,833,615	421,376,167,710	117,465,028,265	99,391,113,931	1,169,584,274,422	724,735,310,366	444,848,964,056
	2024	872,482,844,953	439,495,131,220	432,987,713,733	145,528,010,665	118,965,283,565	1,259,346,518,715	770,582,286,779	488,764,231,936
ZONE	2023	425,743,875,049	238,300,323,909	187,443,551,140	221,395,075,821	80,467,569,445	752,956,580,142	376,089,684,881	376,866,895,261
	2024	408,802,739,189	233,603,359,151	175,199,380,038	214,476,721,946	33,764,860,498	748,744,072,128	370,674,213,906	378,069,858,222

Lampiran 02. Hasil Prediksi Metode Altman Z-Score Madifikasi

Kode	Tahun	X1	X2	X3	X4	Z-Score	Prediksi
ARGO	2023	-0.2748	-2.1606	-0.0035	0.1359	-8.7271	Bangkrut
	2024	-0.2466	-2.1128	0.0118	0.1221	-8.2977	Bangkrut
BELL	2023	0.2521	0.1487	0.0600	1.0017	3.5934	Sehat
	2024	0.1819	0.1458	0.0530	0.8692	2.9368	Sehat
MYTX	2023	-0.3903	-0.9111	-0.0525	-0.1169	-6.0057	Bangkrut
	2024	-0.4246	-1.0484	0.0266	-0.1493	-6.1812	Bangkrut
POLU	2023	0.2422	-0.3243	-0.0587	1.7708	1.9966	<i>Grey Area</i>
	2024	0.2402	-0.3077	-0.0290	1.5855	2.0421	<i>Grey Area</i>
SSTM	2023	0.1724	-0.3141	-0.0298	1.2546	1.2240	<i>Grey Area</i>
	2024	0.1580	-0.3802	-0.0281	1.2367	0.9069	Bangkrut
STAR	2023	0.9952	0.0602	-0.0070	344.1150	367.9980	Sehat
	2024	0.9956	0.0678	-0.0086	319.4781	342.1463	Sehat
TRIS	2023	0.3603	0.1004	0.0850	1.6292	4.9725	Sehat
	2024	0.3438	0.1156	0.0945	1.5766	4.9224	Sehat
ZONE	2023	0.2489	0.2940	0.1069	0.9979	4.3576	Sehat
	2024	0.2340	0.2864	0.0451	0.9804	3.8013	Sehat

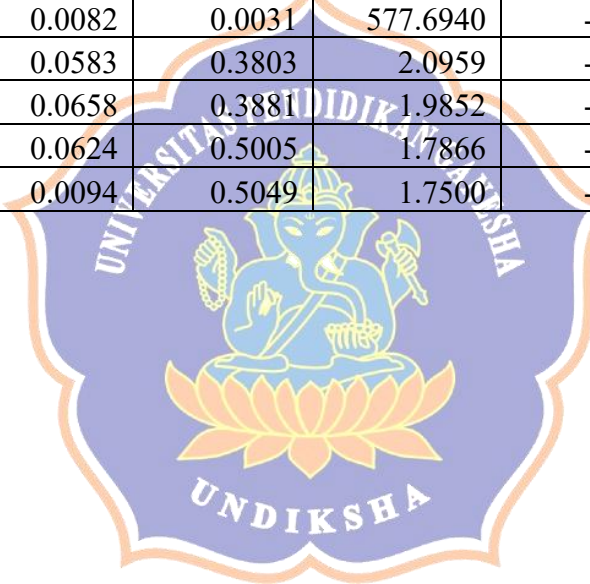


Lampiran 03. Data Komponen Metode Zmijewski

Kode	Tahun	Laba Bersih	Total Aset	Total Hutang	Aset Lancar	Hutang Lancar
ARGO	2023	-35,143,440,478	1,091,535,722,180	960,975,795,439	174,182,198,896	474,170,526,029
	2024	-8,132,123,747	1,120,332,244,899	998,450,398,730	217,373,805,479	493,621,615,287
BELL	2023	11,472,790,689	530,041,342,956	264,792,788,668	362,978,936,038	229,374,762,040
	2024	11,535,362,450	583,307,445,777	312,054,879,997	381,828,691,738	275,739,004,389
MYTX	2023	-352,071,000,000	3,728,500,000,000	4,222,047,000,000	725,704,000,000	2,180,768,000,000
	2024	-75,575,000,000	3,303,298,000,000	3,883,263,000,000	555,724,000,000	1,958,441,000,000
POLU	2023	-14,967,102,605	190,163,052,910	68,630,916,648	80,340,562,835	34,275,360,700
	2024	-1,316,347,210	204,681,517,169	79,165,244,302	98,454,182,898	49,294,357,717
SSTM	2023	-6,234,987,100	423,860,995,132	187,999,112,808	225,961,727,243	152,875,738,521
	2024	-17,985,743,148	397,551,814,020	177,741,744,350	207,379,449,454	144,555,383,478
STAR	2023	2,730,169,479	512,334,216,189	1,484,531,992	510,958,745,496	1,108,400,553
	2024	4,234,890,074	516,692,173,584	1,612,254,313	515,298,124,071	891,991,504
TRIS	2023	68,176,777,896	1,169,584,274,422	444,848,964,056	805,883,001,325	384,506,833,615
	2024	82,901,760,080	1,259,346,518,715	488,764,231,936	872,482,844,953	439,495,131,220
ZONE	2023	46,972,766,472	752,956,580,142	376,866,895,261	425,743,875,049	238,300,323,909
	2024	7,044,347,423	748,744,072,128	378,069,858,222	408,802,739,189	233,603,359,151

Lampiran 04. Hasil Prediksi Metode Zmijewski

Kode	Tahun	X1	X2	X3	X-Score	Prediksi
ARGO	2023	-0.0322	0.8804	0.3673	0.8616	Bangkrut
	2024	-0.0073	0.8912	0.4404	0.8108	Bangkrut
BELL	2023	0.0216	0.4996	1.5825	-1.5562	Sehat
	2024	0.0198	0.5350	1.3847	-1.3452	Sehat
MYTX	2023	-0.0944	1.1324	0.3328	2.5781	Bangkrut
	2024	-0.0229	1.1756	0.2838	2.5026	Bangkrut
POLU	2023	-0.0787	0.3609	2.3440	-1.8980	Sehat
	2024	-0.0064	0.3868	1.9973	-2.0744	Sehat
SSTM	2023	-0.0147	0.4435	1.4781	-1.7115	Sehat
	2024	-0.0452	0.4471	1.4346	-1.5537	Sehat
STAR	2023	0.0053	0.0029	460.9875	-6.1514	Sehat
	2024	0.0082	0.0031	577.6940	-6.6299	Sehat
TRIS	2023	0.0583	0.3803	2.0959	-2.4027	Sehat
	2024	0.0658	0.3881	1.9852	-2.3919	Sehat
ZONE	2023	0.0624	0.5005	1.7866	-1.7349	Sehat
	2024	0.0094	0.5049	1.7500	-1.4712	Sehat



Lampiran 05. Hasil Uji Normalitas

Case Processing Summary

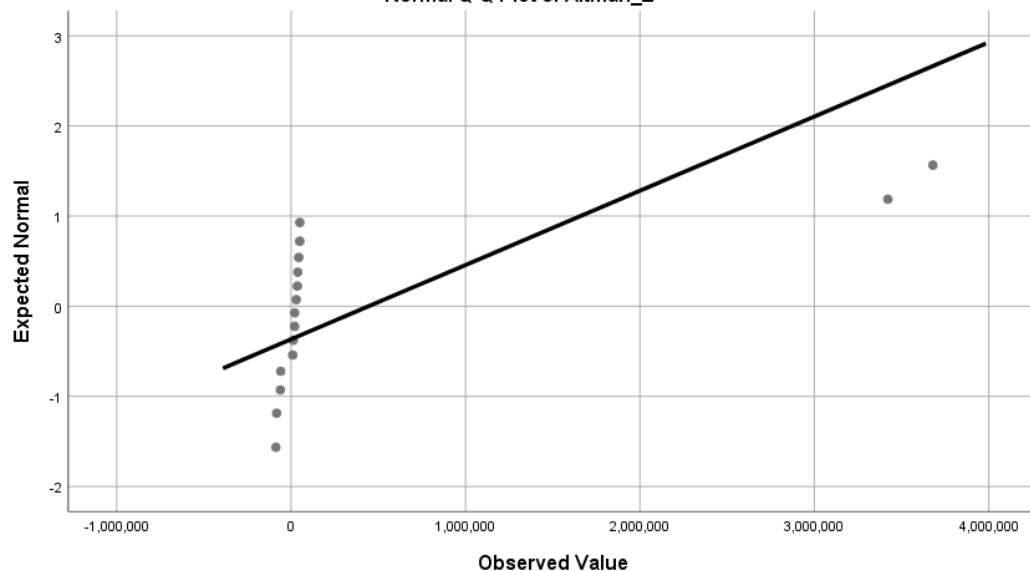
	Cases					
	Valid		Missing		Total	
	N	Percent	N	Percent	N	Percent
Altman_Z	16	100.0%	0	0.0%	16	100.0%
Zmijewski_X	16	100.0%	0	0.0%	16	100.0%

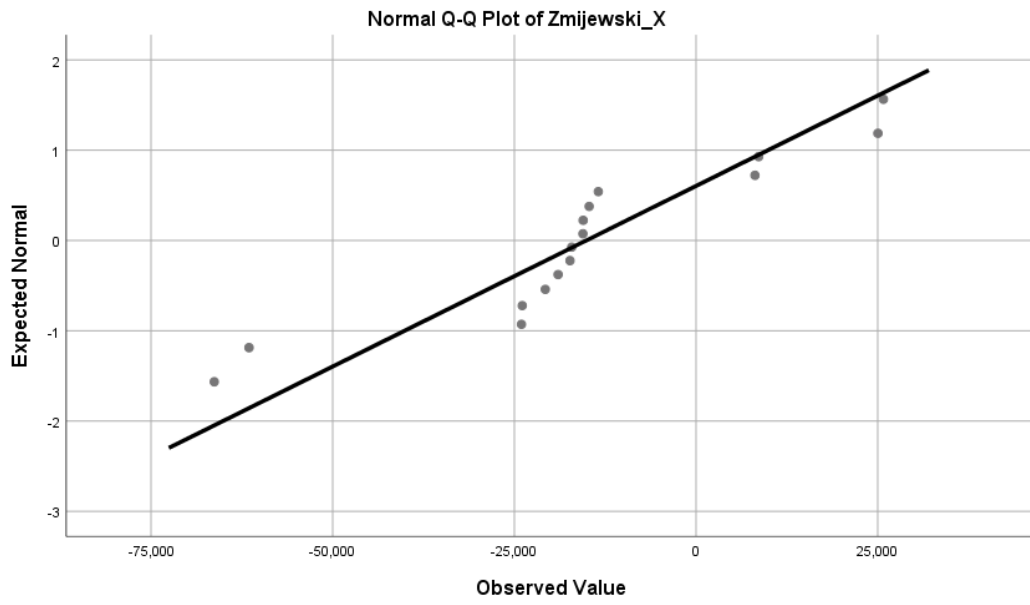
Tests of Normality

	Kolmogorov-Smirnov ^a			Shapiro-Wilk		
	Statistic	df	Sig.	Statistic	df	Sig.
Altman_Z	.503	16	.000	.439	16	.000
Zmijewski_X	.236	16	.018	.885	16	.047

a. Lilliefors Significance Correction

Normal Q-Q Plot of Altman_Z





Lampiran 06. Uji *Wilcoxon Signed Ranks Test*

Ranks

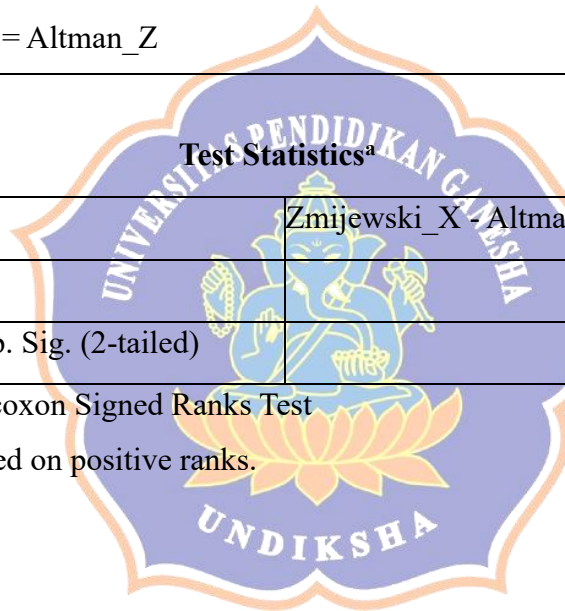
		N	Mean Rank	Sum of Ranks
Zmijewski_X - Altman_Z	Negative Ranks	12 ^a	7.17	86.00
	Positive Ranks	4 ^b	12.50	50.00
	Ties	0 ^c		
	Total	16		

a. Zmijewski_X < Altman_Z
 b. Zmijewski_X > Altman_Z
 c. Zmijewski_X = Altman_Z

Test Statistics^a

	Zmijewski_X - Altman_Z
Z	-.931 ^b
Asymp. Sig. (2-tailed)	.352

- a. Wilcoxon Signed Ranks Test
 b. Based on positive ranks.



RIWAYAT HIDUP



Luh Suci Handayani lahir di Banyuning pada tanggal 31 Agustus 2003. Penulis lahir dari pasangan suami istri Bapak Gede Widiasta dan Ibu Made Parwati. Penulis berkebangsaan Indonesia dan beragama Hindu. Penulis beralamat di Jalan Pulau Seribu, Kelurahan Penarukan, Kecamatan Buleleng, Kabupaten Buleleng, Provinsi Bali.

Penulis menyelesaikan pendidikan sekolah dasar di SD Negeri 4 Penarukan dan lulus pada tahun 2016. Kemudian dilanjutkan ke jenjang pendidikan menengah pertama di SMP Negeri 5 Singaraja dan lulus pada tahun 2019. Setelah itu, penulis melanjutkan ke jenjang pendidikan menengah atas di SMK Negeri 1 Singaraja dengan jurusan Usaha Perjalanan Wisata (UPW) dan lulus pada tahun 2022. Kemudian, pada tahun 2022, penulis melanjutkan pendidikan di perguruan tinggi Universitas Pendidikan Ganesha dengan mengambil Program Studi S1 Manajemen. Pada semester akhir tahun 2026 penulis menyelesaikan Tugas Akhir yang berjudul “Analisis Perbandingan Prediksi Kebangkrutan Metode *Altman Z-Score Modifikasi* dan *Zmijewski* pada Perusahaan Sub Sektor Tekstil dan Garmen yang Terdaftar di Bursa Efek Indonesia”.