

**DEVELOPING VIDEO AS ENGLISH LEARNING MEDIA
USING CAMTASIA STUDIO FOR SIXTH GRADE STUDENTS
OF ELEMENTARY SCHOOL IN SD NEGERI 3 BANJAR**

JAWA

SKRIPSI

Diajukan kepada

Universitas Pendidikan Ganesha

Untuk memenuhi Salah Satu Persyaratan dalam Menyelesaikan Program

Sarjana Pendidikan Bahasa Inggris



Oleh

Luh Made Suryani

1512021274

PROGRAM STUDI PENDIDIKAN BAHASA INGGRIS

JURUSAN BAHASA ASING

FAKULTAS BAHASA DAN SENI

UNIVERSITAS PENDIDIKAN GANESHA

SINGARAJA

2019

SKRIPSI

DIAJUKAN UNTUK MELENGKAPI TUGAS DAN
MEMENUHI SYARAT-SYARAT UNTUK MENCAPAI
GELAR SARJANA PENDIDIKAN

Menyetujui,

Pembimbing I,



Dewa Ayu Eka Agustini, S.Pd.,Ms
NIP. 198108142009122002

Pembimbing II,



Luh Gede Eka Wahyuni, S.Pd., M.Pd
NIP. 198812012015042003

Lembar Persetujuan Dosen Penguji Skripsi

Skripsi oleh Luh Made Suryani ini telah dipertahankan di depan dewan penguji pada tanggal 24 September 2019.

Dewan Penguji,




Prof. Dr. I Nyoman Adi Jaya Putra, M.A
NIP. 19620319 198703 1 001

(Ketua)



Made Hery Santosa, S.Pd, M.Pd., Ph.D.
NIP. 197910232003121001

(Anggota)



Dewa Ayu Eka Agustini, S.Pd., Ms.
NIP. 198108142009122002

(Anggota)



Luh Gede Eka Wahyuni, S.Pd., M.Pd
NIP. 198812012015042003

(Anggota)

Diterima oleh Panitia Ujian Fakultas Bahasa dan Seni
Universitas Pendidikan Ganesha
Guna Memenuhi Syarat-syarat untuk Mencapai Gelar Sarjana Pendidikan

Pada:

Hari : Kamis
Tanggal : 26 September 2019

Mengetahui,

Ketua Ujian,




Prof. Dr. I Nyoman Adi Jaya Putra, M.A
NIP. 19620319 198703 1 001

Sekretaris Ujian,



Luh Diah Surya Adnyani, S.Pd., M.Pd.
NIP. 198309232008122001

Mengesahkan
Dekan Fakultas Bahasa dan Seni



Prof. Dr. I Made Sutarna, M.Pd.
NIP. 19600424 198603 1 002

PERNYATAAN

Dengan ini saya menyatakan bahwa karya tulis yang berjudul "**Developing Video As English Learning Media Using Camtasia Studio For Sixth Grade Students of Elementary School In SD Negeri 3 Banjar Jawa**" beserta seluruh isinya adalah benar-benar karya saya dan saya tidak melakukan penjiplakan dan mengutip dengan cara-cara yang tidak sesuai dengan etika yang berlaku dalam masyarakat keilmuan. Atas pernyataan ini, saya siap menanggung resiko atau sanksi yang dijatuhkan kepada saya apabila dikemudian hari ditemukan adanya pelanggaran atas etika keilmuan dalam karya saya ini atau ada klaim terhadap keaslian karya saya ini.

Singaraja, 24 September 2019

Yang membuat Pernyataan



Luh Made Suryani

NIM.1512021274



MOTTO

***“DON’T GIVE UP, THE
BEGINNING IS
ALWAYS THE
HARDEST”***

- Nelson Mandela

DEDICATIONS

This thesis is highly dedicated to:

Ida Sang Hyang Widhi Wasa

My parents:

I Nengah Tenda & Ni Ketut Ertiani

I Wayan Kebyar & Ni Nyoman Swini

My brothers:

I Wayan Pendi Artawa

I Komang Janu Wirawan

My Husband:

I Wayan Ariana

My examiner and supervisors:

Made Hery Santosa, S.Pd, M.Pd., Ph.D.

Dewa Ayu Eka Agustini, S.Pd., Ms.

Luh Gede Eka Wahyuni, S.Pd.,M.Pd

My beloved friends and teams:

Glorious Class '15

Bekul Squad

Glorious Girls Squad

Thank you for your endless support, care, guidance, advices, and contribution for completion of this thesis.

ACKNOWLEDGEMENTS

First of all, the writer would like to express her greatest gratitude to the Almighty God, Ida Sang Hyang Widhi Wasa, for the endless blessing, so that this thesis entitled “Developing Video As English Learning Media Using Camtasia Studio For Sixth Grade Students Of Elementary School In SD Negeri 3 Banjar Jawa” could be well-accomplished. This thesis is established as a requirement of accomplishing S1 degree in English Language Education, Ganesha University of Education.

In this great occasion, the writer also would like to say that this thesis would not finish without support and contribution from several parties. Therefore, the writer likes to address her deepest gratitude and appreciation to:

1. Prof. Dr. I Nyoman Jampel, M.Pd. as the head of Ganesha University of Education.
2. Luh Diah Surya Adnyani, S.Pd., M.Pd. as the head of English Language Education.
3. Made Hery Santosa, S.Pd, M.Pd., Ph.D. as the writer’s supervisors who gave support and guidance in accomplishing this thesis as well as his willingness to share ideas and thoughts.
4. Dewa Ayu Eka Agustini, S.Pd., Ms. and Luh Gede Eka Wahyuni, S.Pd., M.Pd., as the writer’s supervisors who gave support and guidance in

accomplishing this thesis as well as willingness to share ideas and thoughts.

5. All of the lectures of English Language Education who assisted the writer to improve her knowledge in accomplishing this thesis.
6. My beloved family, especially to my parents, my parents in law my brothers for always giving care, support, motivation and encouragement to accomplish this thesis.
7. My Beloved Husband, I Wayan Ariana for always caring and motivating the writer to finish this thesis.
8. Appreciation and gratefulness are also expressed to SDN 3 Banjar Jawa and Ms. Ni Luh Ayu Supariasri, S.Pd. as the English teacher of SDN 3 Banjar Jawa who had given permission, information, and kindness to the writer in the process of collecting data.
9. Students of SDN 3 Banjar Jawa who helped in giving information, hospitality, and kindness to the writer in the process of collecting data,

The writer deeply realizes that this thesis is far from perfect. Therefore, any criticism and suggestion for the development of this thesis is highly appreciated.

Singaraja, 24 September 2019

The writer


TABLE OF CONTENTS

Acknowledgements	i
Abstract	iii
Table of Contents	v
List of Figures	vii
List of Charts.....	ix
List of Tables.....	x
List of Appendices	xii
CHAPTER I INTRODUCTION	
1.1 Background of the Study.....	1
1.2 Identification of the Problem	6
1.3 Limitation of the Problem	7
1.4 Problem of the Study.....	7
1.5 Objective of the Study.....	7
1.6 The Specification of the Product.....	7
1.7 Significance of the Study	8
1.8 Assumption and Limitation of the Development.....	9
1.9 Definition of Key Terms	9
CHAPTER II THEORITICAL REVIEW	
2.1 Theoretical Review	11
2.1.1 Media	11
2.1.2 Media ICT	12
2.1.3 Cantasia Studio	19
2.2 Empirical Review	20
CHAPTER III RESEARCH METHOD	
3.1 Research Design.....	25
3.2 Research and Development Procedure.....	26
3.3 Subject and Object of the Study.....	27
3.4 Setting of the Study	28

3.5 Method of Data Collection & Data Instrument.....	28
3.5.1 Method of Data Collection.....	28
3.5.2 Data Instrument.....	30
3.6 Data Analysis.....	34
CHAPTER IV FINDINGS AND DISCUSSION	
4.1.1 The Development of the Media.....	40
4.1.1.1 Analysis.....	40
4.1.1.1.1 The result of Students' Questionnaire.....	41
4.1.1.1.2 The result of Teacher's Interview.....	54
4.1.1.1.3 The Result of Syllabus Analysis.....	55
4.1.1.2 Design.....	60
4.1.1.2.1 Drafting.....	60
4.1.1.3 Develop.....	66
4.1.1.3.1 Expert Judgment Rubric of the Material (Before Revision).....	66
4.1.1.3.2 Expert Judgment of the Physical Design.....	73
4.1.1.3.3 Revision.....	78
4.1.1.3.4 Final Prototype Product.....	117
4.1.1.4 Evaluation.....	128
4.2 Discussion.....	132
4.3 Implication.....	136
CHAPTER V CONCLUSION AND SUGGESTION	
5.1 Summary.....	137
5.2 Conclusion.....	138
5.3 Suggestions.....	139
REFERENCES.....	141
APPENDICES.....	144

LIST OF FIGURES

Figure 3. 1 Ilustration of ADDIE MODEL.....	26
Figure 4. 1 Blue Print of the Camtasia Studio media that being developed (First Topic).....	61
Figure 4. 2 Blue Print of the Camtasia Studio media that being developed (Second Topic).....	62
Figure 4. 3 Blue Print of the Camtasia Studio media that being developed (Third Topic).....	63
Figure 4. 4 Blue Print of the Camtasia Studio media that being developed (Fourth Topic).....	64



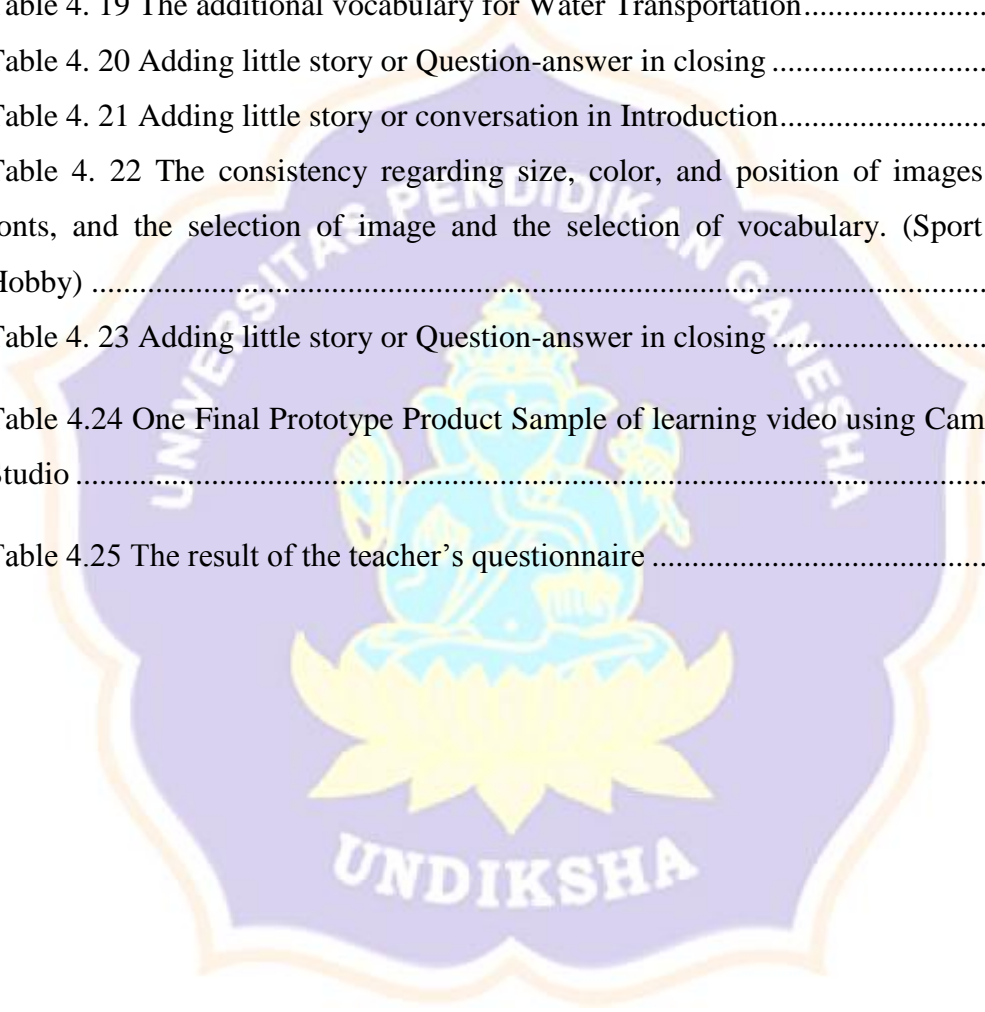
LIST OF CHARTS

Chart 4. 1 The Result of Students Questionnaire about Whether the Students Liked Learning English or Not	41
Chart 4. 2 The Result of Students Questionnaire about the Reason of Why the Students Liked Learning English	42
Chart 4. 3 The Result of Students Questionnaire about the Teacher's Way in Teaching English.....	43
Chart 4. 4 The Result of Students Questionnaire about the Frequency of the Teacher Using Media such as Laptop/ Mobile phone in teaching English.....	44
Chart 4. 5 Result of Students Questionnaire about Whether the Students Are Motivated or Not by the Use of Media in Learning English	45
Chart 4. 6 The Result of Students Questionnaire about the Frequency of the media such as Laptop/ Mobile phone. used in the classroom activity.....	46
Chart 4. 7 The Result of Students Questionnaire about Kinds of Media used that motivated them in learning English	47
Chart 4. 8 The Result of Students Questionnaire about Whether The Students Want to Learn while using the media Laptop/ Mobile phone/ or Not	48
Chart 4. 9 The Result of Students Questionnaire about Whether the Students Used Mobile phone//Laptop or Not.....	49
Chart 4. 10 The Result of Students Questionnaire about the frequently of the students used Mobile phone//laptop outside the school.....	50
Chart 4. 11 The Result of Students Questionnaire about the use of mobile phone/laptop by the students.....	51
Chart 4. 12 The Result of Students Questionnaire about the students ever thought about using laptop/mobile phone for learning or not.....	52
Chart 4.13 The Result of Students Questionnaire about the students' interest in watching and reading if there is learning material in the form of picture book/video which is can be opened through laptop/mobile phone	53

LIST OF TABLES

Table 3. 1 Interview Guide for Teacher	30
Table 3. 2 Interview Guide for Students	31
Table 3. 3 The Blueprint Instrument of Media	32
Table 3. 4 The Blueprint Instrument of the IT Aspects of the Media.....	33
Table 3. 5 The First Expert Judgement Form Questionnaire of Design	35
Table 3. 6 The Second Expert Judgement Form Questionnaire of Design.....	36
Table 3. 7 Gregory formula.....	37
Table 3.8 The criteria conversion.....	38
Table 4.1 Syllabus Checklist from the Teacher	56
Table 4. 2 The complete blue print of the supporting material.....	65
Table 4. 3 The recapitulation of the result from two material experts.....	67
Table 4. 4 The recapitulation of the result from two experts' media.....	73
Table 4. 5 Adding little story or conversation in Introduction.....	79
Table 4. 6 Make subtitles more interesting	80
Table 4. 7 The consistency regarding size, color, and position of images and fonts, and the selection of image and the selection of vocabulary. (For Food)	81
Table 4. 8 The consistency regarding size, color, and position of images and fonts, and the selection of image and the selection of vocabulary. (For Beverages).....	84
Table 4. 9 Adding little story or Question-answer in closing	87
Table 4.10 Adding little story or conversation in Introduction.....	90
Table 4.11 The consistency regarding the size, color, and position of images and fonts, and the selection of image and the selection of vocabulary.....	91
Table 4. 12 Adding little story or Question-answer in closing	96
Table 4. 13 Adding little story or conversation in Introduction.....	98
Table 4.14 Make subtitles more interesting	100
Table 4. 15 The consistency regarding the size, color, and position of images and fonts, and the selection of image and the selection of vocabulary. (Land Transportation).....	101

Table 4. 16 The consistency regarding the size, color, and position of images and fonts, and the selection of image and the selection of vocabulary. (Air Transportation).....	104
Table 4. 17 The additional vocabulary for Air Transportation	105
Table 4. 18 The consistency regarding the size, color, and position of images and fonts, and the selection of image and the selection of vocabulary. (Water Transportation).....	106
Table 4. 19 The additional vocabulary for Water Transportation.....	107
Table 4. 20 Adding little story or Question-answer in closing	108
Table 4. 21 Adding little story or conversation in Introduction.....	110
Table 4. 22 The consistency regarding size, color, and position of images and fonts, and the selection of image and the selection of vocabulary. (Sport and Hobby)	111
Table 4. 23 Adding little story or Question-answer in closing	115
Table 4.24 One Final Prototype Product Sample of learning video using Camtasia Studio	117
Table 4.25 The result of the teacher's questionnaire	130



LIST OF APPENDICES

Appendix 1: First Interview Guide	145
Appendix 2: The result of the first interview	145
Appendix 3: The Second Interview Guide.....	151
Appendix 4: The result of the Second Interview	151
Appendix 5: Students' Questionnaire for the Need Analysis	152
Appendix 6: The Result of Students' Questionnaire	156
Appendix 7: The Teacher's Judgment Rubric	168
Appendix 8: The Result of Teacher's Judgment	171
Appendix 9: The Result of Scoring Rubric for Expert Design (Validity)	174
Appendix 10: The Result of Scoring Rubric for Expert Media (Validity)	178
Appendix 11: The Scoring Rubric for Expert Design (Quality)	180
Appendix 12: The Result of Scoring Rubric for Expert Design (Quality)	182
Appendix 13: The Scoring Rubric for Expert Media (Quality)	207
Appendix 14: The Result of Scoring Rubric for Expert Media (Quality).....	209
Appendix 15: The Result of Observation Sheet.....	233

