



APPENDICES

Appendix 1. Population of Study

No.	Nama Sekolah	Status	Kecamatan	Alamat
1	SDN 1 KEROBOKAN	Negeri	SAWAN	DESA KEROBOKAN. KEC. SAWAN
2	SDN 1 BEBETIN	Negeri	SAWAN	DESA BEBETIN
3	SDN 1 BUNGKULAN	Negeri	SAWAN	DUSUN DAUH MUNDUK DESA BUNGKULAN
4	SDN 1 GALUNGAN	Negeri	SAWAN	DESA GALUNGAN - SAWAN
5	SDN 1 JAGARAGA	Negeri	SAWAN	JAGARAGA KEC. SAWAN
6	SDN 1 LEMUKIH	Negeri	SAWAN	DESA LEMUKIH - SAWAN
7	SDN 1 MADENAN	Negeri	SAWAN	MADENAN
8	SDN 1 MENYALI	Negeri	SAWAN	MENYALI. KEC. SAWAN. KAB. BULELENG
	SDN 1 SANGSIT	Negeri	SAWAN	DUSUN TEGAL. DESA SANGSIT. KEC. SAWAN
9	SDN 1 SEKUMPUL	Negeri	SAWAN	DESA SEKUMPUL - SAWAN
10	SDN 1 SINABUN	Negeri	SAWAN	DESA SINABUN
11	SDN 1 SUDAJI	Negeri	SAWAN	DESA SUDAJI
12	SDN 1 SUWUG	Negeri	SAWAN	DESA SUWUG
13	SDN 2 BEBETIN	Negeri	SAWAN	DESA BEBETIN
14	SDN 2 BUNGKULAN	Negeri	SAWAN	DESA BUNGKULAN
15	SDN 2 GALUNGAN	Negeri	SAWAN	DUSUN BINGIN - DESA GALUNGAN - SAWAN
16	SDN 2 LEMUKIH	Negeri	SAWAN	LEMUKIH
17	SDN 2 MADENAN	Negeri	SAWAN	DS. MADENAN
18	SDN 2 MENYALI	Negeri	SAWAN	DESA MENYALI - SAWAN
19	SDN 2 SANGSIT	Negeri	SAWAN	DUSUN SEMA. DESA SANGSIT. KEC. SAWAN
20	SDN 2 SAWAN	Negeri	SAWAN	DESA SAWAN. KEC. SAWAN - BULELENG
21	SDN 2 SINABUN	Negeri	SAWAN	DESA SINABUN
22	SDN 2 SUDAJI	Negeri	SAWAN	DESA SUDAJI
23	SDN 2 SUWUG	Negeri	SAWAN	DESA SUWUG
24	SDN 3 BEBETIN	Negeri	SAWAN	DESA BEBETIN. KEC. SAWAN. KAB. BULELENG
25	SDN 3 BUNGKULAN	Negeri	SAWAN	DESA BUNGKULAN KEC. SAWAN KAB. BULELENG
26	SDN 3 JAGARAGA	Negeri	SAWAN	JAGARAGA - SAWAN
27	SDN 3 LEMUKIH	Negeri	SAWAN	DUSUN NANGKA - LEMUKIH
28	SDN 3 MADENAN	Negeri	SAWAN	DS. MADENAN
29	SDN 3 MENYALI	Negeri	SAWAN	MENYALI - SAWAN
30	SDN 3 SAWAN	Negeri	SAWAN	DESA SAWAN KEC. SAWAN KAB BULELENG
31	SDN 3 SINABUN	Negeri	SAWAN	DUSUN MANASA. SINABUN
32	SDN 3 SUDAJI	Negeri	SAWAN	DESA SUDAJI
33	SDN 3 SUWUG	Negeri	SAWAN	DESA SUWUG

Appendix 2. Sample of Study

Control Group		Experimental Group	
No.	Name	No	Name
1	Dewa Kadek Badra Dika	1	Adellio Juventino Junior
2	Dzakwan Danadyaksa	2	Aliya Zahra Firdaus
3	Gede Pande Pridayana Wirautama	3	Gede Ananda Bentar Putra Atmaja
4	Gede Sapta Suastika	4	Kadek Deva Tangkas Putrawan
5	I Gusti Ayu Setia Sumasningrat	5	Kadek Hutri Artika Dewi
6	Kadek Diah Kirana Mentari	6	Komang Aninda Satvika Satyawati
7	Kadek Gayatri	7	Komang Ayu Wedayanti
8	Kadek Indrawati	8	Luh Sumiastini
9	Kadek Priska Febriyanti	9	Ni Kadek Tantriyani Suyana
10	Kadek Ririn Suandari	10	Putu Ayu Sri Febbyani Wisnu Putri
11	Ketut Novi Artini	11	Putu Endita Dian Ayuni
12	Ketut Widianana	12	Putu Githa Kusuma Wardani
13	Komang Ari Suarningsih	13	Putu Kevin Wira Prahasta
14	Komang Juni Ariani	14	Putu Lina Anggia
15	Komang Monika Januantari	15	Putu Widya Pratiwi
16	Luh Ayu Putri	16	Gede Irfan Darmawan
17	Luh Nia Sari	17	I Gede Bagus Nusantara
18	Luh Putu Wahyu Priastini	18	Kadek Dwiki Gunawan
19	Made Juli Yani	19	Ketut Diah Puspita Dewi
20	Ni Kadek Sinta Aprilia	20	Ketut Govinda Sativana
21	Ni Luh Nasya Sri Dinda Dewi	21	Made Gunaksa
22	Pande Gede Dendra Ananda Dyaksa	22	Ngurah Putu Danu Aria Wibawa
23	Putu Jenny Herlyana	23	Ni Komang Heva Valentina
24	Putu Rama Muna	24	Nyoman Nikita Regina Maharani
25	Putu Wideasari	25	Putu Yuliana Pratiwi
		26	Komang Pramesti Anggarini

Appendix 3. Expert Judge Sheet

*) Judge I

EXPERT JUDGE SHEET
Instrument for Try Out
Judge I: Dr. Ni Made Ratminingsih, M.A.

A. Multiple Choice Test

No	Response		Comments
	Relevant	Irrelevant	
1	✓		grammar (to be form)
2	✓		— " —
3	✓		mechanic
4	✓		grammar
5	✓		mechanic
6	✓		grammar
7	✓		mechanic
8	✓		grammar
9	✓		— " —
10	✓		— " —
11	✓		
12	✓		
13	✓		
14	✓		grammar
15	✓		

B. Completion Test

No	Response		Comments
	Relevant	Irrelevant	
16	✓		
17	✓		
18	✓		
19	✓		
20	✓		
21	✓		
22	✓		
23	✓		
24	✓		
25	✓		

C. Matching Test

No	Response		Comments
	Relevant	Irrelevant	
26	✓		mechanic
27	✓		— " —
28	✓		— " —
29	✓		— " —
30	✓		— " —
31	✓		— " —
32	✓		— " —

33	✓		
34	✓		
35	✓		

Singaraja, April 22, 2018

Judge I,



Dr. Ni Made Ratminingsih, M.A.

NIP. 196609081991022002



*) Judge II

EXPERT JUDGE SHEET
Instrument for Try Out
Judge II: Dr. I Gede Budasi, M.Ed.

A. Multiple Choice Test

No	Response		Comments
	Relevant	Irrelevant	
1	✓		
2	✓		
3	✓		
4	✓		
5	✓		
6	✓		
7	✓		
8	✓	✗	change 'was'
9	✓		change the sentence based on the comment
10	✓		change title to female
11	✓		
12	✓		
13	✓		
14	✓		
15	✓		

comment
provided in
sheet!

B. Completion Test

No	Response		Comments
	Relevant	Irrelevant	
16	✓		
17	✓		
18	✓		
19	✓		
20	✓		
21	✓		
22	✓		
23	✓		
24	✓		
25	✓		

delete The answer of the test
questions 16 - 25 are suggested to be presented
in a multiple choice.

put comma before a village

C. Matching Test

No	Response		Comments
	Relevant	Irrelevant	
26	✓		
27	✓		
28	✓		
29	✓		
30	✓		
31	✓		
32	✓		

change the instruction of Test
(26 → 25)
C 25 according to
suggestion provided in the
text.

the
submitted

33	✓		
34	✓		
35	✓		

Singaraja, April 24 2018
Judge II,



Dr. I Gede Budasi, M.Ed.
NIP. 195812311985031022



Appendix 4. Blueprint of Try Out Test

BLUEPRINT OF TRYOUT TEST FOR GRADE 6 OF PRIMARY SCHOOL IN 2nd SEMESTER

NO.	INDICATOR	LEVEL OF COGNITIVE DOMAIN	
		C1	C2
1.	To mention the characters of the story	1, 2, 8, 10, 12, 14, 16, 20	
2.	To match the characters of the story		26, 29, 34
3.	To identify the characterization of the characters in the story	4, 6, 17, 24.	
4.	To match the characterization of the characters in the story		27, 32
5.	To identify the setting (place and time) of the story	3, 5, 7, 9, 19, 21, 25	
6.	To match the setting (place and time) of the story		28, 30
7.	To mention the tools used by the characters in the story	11, 13, 15, 18, 22, 23.	
8.	To match the tools used by the characters in the story		31, 33, 35

Appendix 5. Try Out Test and Answer Key

QUESTIONS FOR TRYOUT

School : SDN 4 Kaliuntu
 Subject : English
 Date : 27th of April 2018
 Time Allocation : 35 Minutes

A. Multiple Choice

Please choose the correct answer by crossing A, B, C, or D in your answer sheet!

(Pilihlah jawaban yang benar dengan menyilang (X) A, B, C, atau D pada lembar jawaban Anda!)

1. Who was the name of the older son?
 - a. Raden Dewi.
 - b. Benaru.
 - c. Cupak.
 - d. Gerantang.
2. Who was the name of the younger son?
 - a. Benaru.
 - b. Raden Dewi.
 - c. Cupak.
 - d. Gerantang.
3. Where did Cupak dirty his body?
 - a. in the water.
 - b. in the mud.
 - c. in the river.
 - d. in the pool.
4. Gerantang was a ... son.
 - a. kind and diligent
 - b. kind and lazy
 - c. diligent and greedy
 - d. tricky and honest
5. Where did Cupak and Gerantang find Benaru?
 - a. in the jungle.
 - b. in the cave.
 - c. in the garden.
 - d. in the valley.
6. Cupak was ... son.
 - a. greedy and diligent
 - b. lazy and kind
 - c. tricky and honest
 - d. lazy and tricky
7. Where did Cupak find Gerantang when he walked away from home?
 - a. in the cave.
 - b. in the jungle.
 - c. in Puri Kediri
 - d. in a village.
8. Who kidnapped Raden Dewi?
 - a. Cupak.
 - b. Gerantang
 - c. Ida Sang Prabu.
 - d. Benaru.
9. What was the name of the village where Cupak and Gerantang heard about a competition?
 - a. Puri Kediri.
 - b. Puri Majapahit.
 - c. Puri Jenggala.
 - d. Puri Tarumanegara.
10. Who fought Benaru to save Raden Dewi?

- a. Cupak.
 - b. Gerantang.
 - c. Ida Sang Prabu.
 - d. Cupak and Gerantang's father.
11. Gerantang killed Benaru by using a
- a. Spear
 - b. Arrow
 - c. Creese
 - d. Knife
12. Who finally married Raden Dewi?
- a. Cupak.
 - b. Gerantang.
 - c. Benaru
 - d. Cupak's father.
13. What was used by Gerantang to get out of the cave?
- a. Benaru's bones.
 - b. Benaru's weapon.
 - c. Benaru's skeleton.
 - d. Benaru's skull.
14. Ida Sang Prabhu was
- a. Raden Dewi's father
 - b. Raden Dewi's mother
 - c. Raden Dewi's brother
 - d. Raden Dewi's sister
15. Cupak cut the ... and Gerantang fell down.
- a. bones
 - b. ladder
 - c. rope
 - d. thread



B. Completion

Please fill in the blank spaces below with the appropriate words or phrases in the box!

(Isilah titik-titik di bawah ini dengan kata-kata atau frasa-frasa yang tepat dalam kotak!)

Jungle	Cupak	greedy	honest	knife	Gerantang
rope	bones	mud	Puri Kediri	Raden Dewi	
cave					

16. The family had two sons and they were ... and Gerantang.
17. Gerantang was kind, diligent, and
18. Cupak and Gerantang helped Raden Dewi went out from the cave using
19. Before going home, Cupak played in the
20. was the daughter of Ida Sang Prabu.
21. Cupak and Gerantang heard a competition in a village, named
22. Gerantang used Benaru's ... to get out of the cave.
23. Gerantang killed Benaru using a
24. Cupak was lazy, tricky, and
25. Cupak found Gerantang in the ... when he walked away from home

C. Matching

Match each of the statements below with the appropriate word or phrase by writing the number of the word or phrase on your answer sheet!

(Jodohkan setiap pernyataan-pernyataan di bawah dengan kata atau frasa yang tepat dengan cara menulis nomor dari kata atau frasa tersebut pada lembar jawaban Anda!)

- | | | |
|--|-----|-------------------|
| 26. The older son | ... | a. Puri Kediri |
| 27. Gerantang | ... | b. Cave |
| 28. Village where Raden Dewi was from | ... | c. Knife |
| 29. Someone who kidnapped Raden Dewi | ... | d. Rope |
| 30. Place where Cupak and Gerantang found Benaru | ... | e. A diligent son |
| 31. A thing used to help Raden Dewi went out of the cave | ... | f. Benaru |
| 32. Benaru | ... | g. Cupak |

33. A tool used by Gerantang to kill Benaru ... h. Evil
34. The younger son ... i. Benaru's bones
35. Things used by Gerantang to get out from the cave ... j. Gerantang

Good Luck!



ANSWER KEY FOR TRY OUT QUESTIONS**A. Multiple Choice**

- | | | |
|------|-------|-------|
| 1. C | 6. D | 11. D |
| 2. D | 7. B | 12. B |
| 3. B | 8. D | 13. A |
| 4. A | 9. A | 14. A |
| 5. B | 10. B | 15. C |

B. Completion

- | | |
|----------------|-----------------|
| 16. Cupak | 21. Puri Kediri |
| 17. honest | 22. bones |
| 18. rope | 23. knife |
| 19. mud | 24. greedy |
| 20. Raden Dewi | 25. jungle |

C. Matching

- | | |
|-------|-------|
| 26. g | 31. d |
| 27. e | 32. h |
| 28. a | 33. c |
| 29. f | 34. j |
| 30. b | 35. i |

Appendix 6. Blueprint of Post-test Questions

BLUEPRINT OF POSTTEST QUESTIONS FOR GRADE 6 OF PRIMARY SCHOOL IN 2nd SEMESTER

NO.	INDICATOR	LEVEL OF COGNITIVE DOMAIN	
		C1	C2
1.	To mention the characters of the story	1, 2, 7, 9	
2.	To match the characters of the story		16, 20
3.	To identify the characterization of the characters in the story	5, 14	
4.	To match the characterization of the characters in the story		17
5.	To identify the setting (place and time) of the story	3, 4, 6, 15	18
6.	To match the setting (place and time) of the story		
7.	To mention the tools used by the characters in the story	8, 10, 11, 12, 13	
8.	To match the tools used by the characters in the story		19

Appendix 7. Post-Test Questions

POSTTEST QUESTIONS

A. Multiple Choice

Please choose the correct answer by crossing A, B, C, or D in your answer sheet!

(Pilihlah jawaban yang benar dengan menyilang (X) A, B, C, atau D pada lembar jawaban Anda!)

1. Who was the name of the older son?
 - a. Raden Dewi.
 - b. Benaru.
 - c. Cupak.
 - d. Gerantang.
2. Who was the name of the younger son?
 - a. Benaru.
 - b. Raden Dewi.
 - c. Cupak.
 - d. Gerantang.
3. Where did Cupak dirty his body?
 - a. in the water.
 - b. in the mud.
 - c. in the river.
 - d. in the pool.
4. Where did Cupak and Gerantang find Benaru?
 - a. in the jungle.
 - b. in the cave.
 - c. in the garden.
 - d. in the valley.
5. Cupak was ... son.
 - a. greedy and diligent
 - b. lazy and kind
 - c. tricky and honest
 - d. lazy and tricky
6. Where did Cupak find Gerantang when he walked away from home?
 - a. in the cave.
 - b. in the jungle.
 - c. in Puri Kediri
 - d. in a village.
7. Who kidnapped Raden Dewi?
 - a. Cupak.
 - b. Gerantang
 - c. Ida Sang Prabhu.
 - d. Benaru.
8. What was used by Gerantang to get out of the cave?
 - a. Benaru's bones.
 - b. Benaru's weapon.
 - c. Benaru's skeleton.
 - d. Benaru's skull.
9. Ida Sang Prabhu was
 - a. Raden Dewi's father
 - b. Raden Dewi's mother
 - c. Raden Dewi's brother
 - d. Raden Dewi's sister
10. Cupak cut the ... and Gerantang fell down.
 - a. bones
 - b. ladder
 - c. rope
 - d. thread

B. Completion

Please fill in the blank spaces below with the appropriate words or phrases in the box!

(Isilah titik-titik di bawah ini dengan kata-kata atau frasa-frasa yang tepat dalam kotak!)

jungle	greedy	honest	knife	Puri Kediri
rope	bones	cave		

11. Cupak and Gerantang helped Raden Dewi went out from the cave using
12. Gerantang used Benaru's ... to get out of the cave.
13. Gerantang killed Benaru using a
14. Cupak was lazy, tricky, and
15. Cupak found Gerantang in the ... when he walked away from home

C. Matching

Match each of the statements below with the appropriate word or phrase by writing the number of the word or phrase on your answer sheet!

(Jodohkan setiap pernyataan-pernyataan di bawah dengan kata atau frasa yang tepat dengan cara menulis nomor dari kata atau frasa tersebut pada lembar jawaban Anda!)

- | | | |
|---|-----|-------------------|
| 16. The older son | ... | a. Gerantang |
| 17. Gerantang | ... | b. Puri Kediri |
| 18. Village where Raden Dewi was from | ... | c. Knife |
| 19. A tool used by Gerantang to kill Benaru | ... | d. Cupak |
| 20. The younger son | ... | e. A diligent son |

Good Luck!

Appendix 8. Lesson Plan of Experimental and Control Group

LESSON PLAN (Experimental Group)

Institution : SDN 1 Sangsit
Subject : English
Class/ Semester : VI/ II
Topic : Narrative Text
Time Allotment : 1 x 35 Minutes
Meeting : 1st Meeting

A. INDICATORS

1. To mention the detail information of narrative text entitled “Cupak and Gerantang” (characters, characterization, setting of the story (place and time), and tools used by characters in the story).
2. To match the detail information of narrative text entitled “Cupak and Gerantang” (characters, characterization, setting of the story (place and time), and tools used by characters in the story).

B. LEARNING OBJECTIVES

1. Through dialogic reading, students are able to mention the detail information of narrative text entitled “Cupak and Gerantang” (characters, characterization, setting of the story (place and time), and tools used by characters in the story).
2. Through dialogic reading, students are able to match the detail information of narrative text entitled “Cupak and Gerantang” (characters, characterization, setting of the story (place and time), and tools used by characters in the story).

C. INSTRUCTIONAL MATERIALS

1. Topic

Narrative Text entitled “Cupak and Gerantang”.

2. Main Material

Attached

3. Social Function

- a) To give information about the story of “Cupak and Gerantang”.
- b) To entertain the readers.

4. Text Structure

- a. Title
- b. Orientation
- c. Complication (Problem)
- d. Resolution

5. Language Features

Simple Past Tense

S + V2 + Complement or S + be was/were) + adjective/noun

6. Source

- a. Digital story entitled Cupak and Gerantang by Ni Made Ratminingsih and I Gede Budasi.

D. INSTRUCTIONAL METHODS

1. Method : Dialogic Reading
2. Techniques : Prompt, Evaluate, Expand, and Repeat

E. SOURCES AND INSTRUCTIONAL MEDIAS

Learning Resources : Teacher and digital story (by Ratminingsih & Budasi).

Instructional Medias: Local Culture-Based Digital Story entitled Cupak and Gerantang

Instructional Activity :

STAGES	ACTIVITIES	TIMES
Pre-Activity	<ul style="list-style-type: none"> Teacher comes to the class and greets the students. Teacher asks the students' condition. Teacher checks the students' attendance. Teacher conducts the pray before the lesson begins. Teacher asks the students readiness (check 	5 minutes

	<p>students' dictionary).</p> <ul style="list-style-type: none"> • Teacher gives ice breaker song • Students are given apperception by asking the students about Balinese local stories for guiding the students to the lesson • Teacher tells the lesson objectives. 	
Whilst	<p>Teacher shows the digital story entitled "Cupak and Gerantang" in the form of video to the students through dialogic reading technique (PEER techniques)</p> <p>PEER Techniques</p> <ol style="list-style-type: none"> Prompt Teacher makes a connection after playing the sequence of story to the students. They make a conversation through completion, recall, open-ended, WH-question, and distancing) Evaluate Teacher evaluates the students answer from the prompt or etc. Expand Teacher connects or relates the situation in the story with the real-life experience. Repeat Teacher repeats the above sequences until the end of the story. 	25 minutes
Post Activities	<ul style="list-style-type: none"> • Teacher asks the students' understanding about the material. • Students are asked questions as 	5 minutes

	<p>concluding the lesson</p> <ul style="list-style-type: none">• Teacher clarifies and give a brief emphasize• Students tell their feelings about the lesson.• Teacher ends the class by praying	
--	--	--



LESSON PLAN

(Control Group)

Institution : SDN 5 Sangsit

Subject : English

Class/ Semester : VI/ II

Topic : Narrative Text

Time Allotment : 1 x 35 Minutes

Meeting : 1st Meeting

A. INDICATORS

1. To mention the detail information of narrative text entitled “Cupak and Gerantang” (characters, characterization, setting of the story (place and time), and tools used by characters in the story).
2. To match the detail information of narrative text entitled “Cupak and Gerantang” (characters, characterization, setting of the story (place and time), and tools used by characters in the story).

B. LEARNING OBJECTIVES

1. Through dialogic reading, students are able to mention the detail information of narrative text entitled “Cupak and Gerantang” (characters, characterization, setting of the story (place and time), and tools used by characters in the story).
2. Through dialogic reading, students are able to match the detail information of narrative text entitled “Cupak and Gerantang” (characters, characterization, setting of the story (place and time), and tools used by characters in the story).

C. INTRUCTIONAL MATERIALS

1. Topic

Narrative Text entitled “Cupak and Gerantang”.

2. Main Material

Attached

3. Social Function

a) To give information about the story of “Cupak and Gerantang”.

b) To entertain the readers.

4. Text Structure

a. Title

b. Orientation

c. Complication (Problem)

d. Resolution

5. Language Features

Simple Past Tense

S + V2 + Complement or S + be was/were) + adjective/noun

6. Source

a. Book entitled Cupak and Gerantang by Ni Made Ratminingsih, I Gede Budasi, & Eka Maryani Dewi.

D. INSTRUCTIONAL METHODS

3. Method : Dialogic Reading

4. Techniques : Prompt, Evaluate, Expand, and Repeat

E. SOURCES AND INSTRUCTIONAL MEDIAS

Learning Resources : Teacher and book (storybook by Ratminingsih, Budasi, & Dewi).

Instructional Medias: Local Culture-Based Picture Storybook entitled Cupak and Gerantang

Instructional Activity :

STAGES	ACTIVITIES	TIMES
Pre-Activity	<ul style="list-style-type: none"> Teacher comes to the class and greets the students. Teacher asks the students' condition. Teacher checks the students' attendance. Teacher conducts the pray before the lesson begins. Teacher asks the students readiness (check students' dictionary). Teacher gives ice breaker song 	5 minutes

	<ul style="list-style-type: none"> Students are given apperception by asking the students about Balinese local stories for guiding the students to the lesson Teacher tells the lesson objectives. 	
Whilst	<p>Teacher tells the story entitled Cupak and Gerantang aloud to the students through dialogic reading technique (PEER techniques)</p> <p>PEER Techniques</p> <ol style="list-style-type: none"> Prompt Teacher makes a connection after tell a sequence of story to the students. They make a conversation through completion, recall, open-ended, WH-question, and distancing) Evaluate Teacher evaluates the students answer from the prompt or etc. Expand Teacher connects or relates the situation in the story with the real-life experience. Repeat Teacher repeats the above sequences until the end of the story. 	25 minutes
Post Activities	<ul style="list-style-type: none"> Teacher asks the students' understanding about the material. Students are asked questions as concluding the lesson Teacher clarifies and give a brief emphasize 	5 minutes

	<ul style="list-style-type: none">• Students tell their feelings about the lesson.• Teacher ends the class by praying	
--	--	--



LESSON PLAN

(Experimental Group)

Institution : SDN 1 Sangsit
Subject : English
Class/ Semester : VI/ II
Topic : Narrative Text
Time Allotment : 1 x 35 Minutes
Meeting : 2nd Meeting

A. INDICATORS

1. To mention the detail information of narrative text entitled “Cupak and Gerantang” (characters, characterization, setting of the story (place and time), and tools used by characters in the story).
2. To match the detail information of narrative text entitled “Cupak and Gerantang” (characters, characterization, setting of the story (place and time), and tools used by characters in the story).

B. LEARNING OBJECTIVES

1. Through dialogic reading, students are able to mention the detail information of narrative text entitled “Cupak and Gerantang” (characters, characterization, setting of the story (place and time), and tools used by characters in the story).
2. Through dialogic reading, students are able to match the detail information of narrative text entitled “Cupak and Gerantang” (characters, characterization, setting of the story (place and time), and tools used by characters in the story).

C. INTRUCTIONAL MATERIALS

1. Topic

Narrative Text entitled “Cupak and Gerantang”.

2. Main Material

Attached

3. Social Function

- a) To give information about the story of “Cupak and Gerantang”.
- b) To entertain the readers.

4. Text Structure

- a. Title
- b. Orientation
- c. Complication (Problem)
- d. Resolution

5. Language Features

Simple Past Tense

S + V2 + Complement or S + be was/were) + adjective/noun

6. Source

- a. Digital story entitled Cupak and Gerantang by Ni Made Ratminingsih and I Gede Budasi.

D. INSTRUCTIONAL METHODS

- 1. **Method** : Dialogic Reading
- 2. **Techniques** : Prompt, Evaluate, Expand, and Repeat

E. SOURCES AND INSTRUCTIONAL MEDIAS

Learning Resources : Teacher and digital story (by Ratminingsih & Budasi).

Instructional Medias: Local Culture-Based Digital Story entitled Cupak and Gerantang

Instructional Activity :

STAGES	ACTIVITIES	TIMES
Pre-Activity	<ul style="list-style-type: none"> • Teacher comes to the class and greets the students. • Teacher asks the students' condition. • Teacher checks the students' attendance. • Teacher conducts the pray before the lesson begins. • Teacher with the students yells “I love to study” chants • Teacher asks the students readiness (check 	5 minutes

	<p>students' dictionary).</p> <ul style="list-style-type: none"> • Students are given apperception • Teacher asks the students about part of Cupak and Gerantang story that had been told at the previous meeting. 	
Whilst	<p>Teacher carries on showing the digital story entitled "Cupak and Gerantang" in the form of video to the students through dialogic reading technique (PEER techniques)</p> <p>PEER Techniques</p> <ol style="list-style-type: none"> Prompt Teacher makes a connection after playing the sequence of story to the students. They make a conversation through completion, recall, open-ended, WH-question, and distancing) Evaluate Teacher evaluates the students answer from the prompt or etc. Expand Teacher connects or relates the situation in the story with the real-life experience. Repeat Teacher repeats the above sequences until the end of the story. 	25 minutes
Post Activities	<ul style="list-style-type: none"> • Teacher asks the students' understanding about the material. • Students are asked questions as concluding the lesson • Teacher clarifies and give a brief 	5 minutes

	<p>emphasize</p> <ul style="list-style-type: none">• Students tell their feelings about the lesson.• Teacher ends the class by praying	
--	---	--



LESSON PLAN

(Control Group)

Institution : SDN 5 Sangsit

Subject : English

Class/ Semester : VI/ II

Topic : Narrative Text

Time Allotment : 1 x 35 Minutes

Meeting : 2nd Meeting

A. INDICATORS

1. To mention the detail information of narrative text entitled “Cupak and Gerantang” (characters, characterization, setting of the story (place and time), and tools used by characters in the story).
2. To match the detail information of narrative text entitled “Cupak and Gerantang” (characters, characterization, setting of the story (place and time), and tools used by characters in the story).

B. LEARNING OBJECTIVES

1. Through dialogic reading, students are able to mention the detail information of narrative text entitled “Cupak and Gerantang” (characters, characterization, setting of the story (place and time), and tools used by characters in the story).
2. Through dialogic reading, students are able to match the detail information of narrative text entitled “Cupak and Gerantang” (characters, characterization, setting of the story (place and time), and tools used by characters in the story).

C. INTRUCTIONAL MATERIALS

1. Topic

Narrative Text entitled “Cupak and Gerantang”.

2. Main Material

Attached

3. Social Function

a) To give information about the story of “Cupak and Gerantang”.

b) To entertain the readers.

4. Text Structure

a. Title

b. Orientation

c. Complication (Problem)

d. Resolution

5. Language Features

Simple Past Tense

S + V2 + Complement or S + be was/were) + adjective/noun

6. Source

a. Book entitled Cupak and Gerantang by Ni Made Ratminingsih, I Gede Budasi, & Eka Maryani Dewi.

D. INSTRUCTIONAL METHODS

3. Method : Dialogic Reading

4. Techniques : Prompt, Evaluate, Expand, and Repeat

E. SOURCES AND INSTRUCTIONAL MEDIAS

Learning Resources : Teacher and book (storybook by Ratminingsih, Budasi, & Dewi).

Instructional Medias: Local Culture-Based Picture Storybook entitled Cupak and Gerantang

Instructional Activity :

STAGES	ACTIVITIES	TIMES
Pre-Activity	<ul style="list-style-type: none"> Teacher comes to the class and greets the students. Teacher asks the students' condition. Teacher checks the students' attendance. Teacher conducts the pray before the lesson begins. Teacher with the students yells “I love to study” chants Teacher asks the students readiness (check 	5 minutes

	<p>students' dictionary).</p> <ul style="list-style-type: none"> • Students are given apperception • Teacher asks the students about part of Cupak and Gerantang story that had been told at the previous meeting. 	
Whilst	<p>Teacher tells the story entitled Cupak and Gerantang aloud to the students through dialogic reading technique (PEER techniques)</p> <p>PEER Techniques</p> <ol style="list-style-type: none"> Prompt Teacher makes a connection after tell a sequence of story to the students. They make a conversation through completion, recall, open-ended, WH-question, and distancing) Evaluate Teacher evaluates the students answer from the prompt or etc. Expand Teacher connects or relates the situation in the story with the real-life experience. Repeat Teacher repeats the above sequences until the end of the story. 	25 minutes
Post Activities	<ul style="list-style-type: none"> • Teacher asks the students' understanding about the material. • Students are asked questions as concluding the lesson • Teacher clarifies and give a brief emphasize 	5 minutes

	<ul style="list-style-type: none">• Students tell their feelings about the lesson.• Teacher ends the class by praying	
--	--	--



LESSON PLAN

(Experimental Group)

Institution : SDN 1 Sangsit
Subject : English
Class/ Semester : VI/ II
Topic : Narrative Text
Time Allotment : 1 x 35 Minutes
Meeting : 3rd Meeting

A. INDICATORS

1. To mention the detail information of narrative text entitled “Cupak and Gerantang” (characters, characterization, setting of the story (place and time), and tools used by characters in the story).
2. To match the detail information of narrative text entitled “Cupak and Gerantang” (characters, characterization, setting of the story (place and time), and tools used by characters in the story).

B. LEARNING OBJECTIVES

1. Through dialogic reading, students are able to mention the detail information of narrative text entitled “Cupak and Gerantang” (characters, characterization, setting of the story (place and time), and tools used by characters in the story).
2. Through dialogic reading, students are able to match the detail information of narrative text entitled “Cupak and Gerantang” (characters, characterization, setting of the story (place and time), and tools used by characters in the story).

C. INTRUCTIONAL MATERIALS

1. Topic

Narrative Text entitled “Cupak and Gerantang”.

2. Main Material

Attached

3. Social Function

- a) To give information about the story of “Cupak and Gerantang”.
- b) To entertain the readers.

4. Text Structure

- a. Title
- b. Orientation
- c. Complication (Problem)
- d. Resolution

5. Language Features

Simple Past Tense

S + V2 + Complement or S + be was/were) + adjective/noun

6. Source

- a. Digital story entitled Cupak and Gerantang by Ni Made Ratminingsih and I Gede Budasi.

D. INSTRUCTIONAL METHODS

- 1. **Method** : Dialogic Reading
- 2. **Techniques** : Prompt, Evaluate, Expand, and Repeat

E. SOURCES AND INSTRUCTIONAL MEDIAS

Learning Resources : Teacher and digital story (by Ratminingsih & Budasi).

Instructional Medias: Local Culture-Based Digital Story entitled Cupak and Gerantang

Instructional Activity :

STAGES	ACTIVITIES	TIMES
Pre-Activity	<ul style="list-style-type: none"> • Teacher comes to the class and greets the students. • Teacher asks the students' condition. • Teacher checks the students' attendance. • Teacher conducts the pray before the lesson begins. • Teacher asks the students readiness (check students' dictionary). • Students play <i>Guessing Game</i> 	5 minutes

	<ul style="list-style-type: none"> • Students are given apperception • Teacher asks the students about part of Cupak and Gerantang story that had been delivered at the previous meeting. 	
Whilst	<p>Teacher carries on showing the digital story entitled "Cupak and Gerantang" in the form of video to the students through dialogic reading technique (PEER techniques)</p> <p>PEER Techniques</p> <ol style="list-style-type: none"> Prompt Teacher makes a connection after playing the sequence of story to the students. They make a conversation through completion, recall, open-ended, WH-question, and distancing) Evaluate Teacher evaluates the students answer from the prompt or etc. Expand Teacher connects or relates the situation in the story with the real-life experience. Repeat Teacher repeats the above sequences until the end of the story. 	25 minutes
Post Activities	<ul style="list-style-type: none"> • Teacher asks the students' understanding about the material. • Students are asked questions as concluding the lesson • Teacher clarifies and give a brief emphasize 	5 minutes

	<ul style="list-style-type: none">• Students tell their feelings about the lesson.• Teacher ends the class by praying	
--	--	--



LESSON PLAN

(Control Group)

Institution : SDN 5 Sangsit

Subject : English

Class/ Semester : VI/ II

Topic : Narrative Text

Time Allotment : 1 x 35 Minutes

Meeting : 3rd Meeting

A. INDICATORS

1. To mention the detail information of narrative text entitled “Cupak and Gerantang” (characters, characterization, setting of the story (place and time), and tools used by characters in the story).
2. To match the detail information of narrative text entitled “Cupak and Gerantang” (characters, characterization, setting of the story (place and time), and tools used by characters in the story).

B. LEARNING OBJECTIVES

1. Through dialogic reading, students are able to mention the detail information of narrative text entitled “Cupak and Gerantang” (characters, characterization, setting of the story (place and time), and tools used by characters in the story).
2. Through dialogic reading, students are able to match the detail information of narrative text entitled “Cupak and Gerantang” (characters, characterization, setting of the story (place and time), and tools used by characters in the story).

C. INTRUCTIONAL MATERIALS

1. Topic

Narrative Text entitled “Cupak and Gerantang”.

2. Main Material

Attached

3. Social Function

a) To give information about the story of “Cupak and Gerantang”.

b) To entertain the readers.

4. Text Structure

a. Title

b. Orientation

c. Complication (Problem)

d. Resolution

5. Language Features

Simple Past Tense

S + V2 + Complement or S + be was/were) + adjective/noun

6. Source

a. Book entitled Cupak and Gerantang by Ni Made Ratminingsih, I Gede Budasi, & Eka Maryani Dewi.

D. INSTRUCTIONAL METHODS

3. Method : Dialogic Reading

4. Techniques : Prompt, Evaluate, Expand, and Repeat

E. SOURCES AND INSTRUCTIONAL MEDIAS

Learning Resources : Teacher and book (storybook by Ratminingsih, Budasi, & Dewi).

Instructional Medias: Local Culture-Based Picture Storybook entitled Cupak and Gerantang

Instructional Activity :

STAGES	ACTIVITIES	TIMES
Pre-Activity	<ul style="list-style-type: none"> Teacher comes to the class and greets the students. Teacher asks the students' condition. Teacher checks the students' attendance. Teacher conducts the pray before the lesson begins. Teacher asks the students readiness (check students' dictionary). Students play <i>Guessing Game</i> 	5 minutes

	<ul style="list-style-type: none"> • Students are given apperception • Teacher asks the students about part of Cupak and Gerantang story that had been told at the previous meeting. 	
Whilst	<p>Teacher tells the story entitled Cupak and Gerantang aloud to the students through dialogic reading technique (PEER techniques)</p> <p>PEER Techniques</p> <p>e. Prompt Teacher makes a connection after tell a sequence of story to the students. They make a conversation through completion, recall, open-ended, WH-question, and distancing)</p> <p>f. Evaluate Teacher evaluates the students answer from the prompt or etc.</p> <p>g. Expand Teacher connects or relates the situation in the story with the real-life experience.</p> <p>h. Repeat Teacher repeats the above sequences until the end of the story.</p>	25 minutes
Post Activities	<ul style="list-style-type: none"> • Teacher asks the students' understanding about the material. • Students are asked questions as concluding the lesson • Teacher clarifies and give a brief emphasize 	5 minutes

	<ul style="list-style-type: none">• Students tell their feelings about the lesson.• Teacher ends the class by praying	
--	--	--



Appendix 9. List of Questions for Dialogic Reading

Scene 1:

1. Where did the family live?
2. Who were the sons?
3. Who was greedy, lazy, and tricky?
4. What is greedy?
Greedy is when you have food and you still want your friend's food.
5. Can you tell me who Gerantang was?
6. Honest means...?
You tell everything based on the reality/truth.

Scene 2:

1. Can you tell me what are in the picture (pointing the cows).
2. Who usually work with the cows? Farmers
3. How many cows did they have? Do you have cows at home?
4. Take care means...?
Mom always takes care the children because she loves them. She gives clothes, foods, etc.
5. What did Cupak do?
6. Fed comes from word...?
Feed the chicken/give food
You have cows in your house and you need to give them food means feed.

Scene 3:

1. Who finished the work?
2. What did Cupak play with?
3. What is mud? Soil put water, mix (abe tanah)
4. Have you ever played in the mud like Cupak? Was it fun?

Scene 4:

1. Who were at home?
2. What did Cupak do when he saw his parents?
3. What is tired?
I feel tired. So, tired means...
4. Was the father angry or happy to see Cupak? Happy
5. How about mother? Happy

Scene 5:

1. Was father happy to see Gerantang or not?
2. What is disappointed?
3. Did Gerantang know what he did wrong?
4. Did Gerantang stay home?
5. When you are sad after your parents got angry, will you stay home or go away? Is it good to go away?

Scene 6:

1. Could Cupak find Gerantang?
2. What did father say when Cupak asked about Gerantang?
3. Where did Cupak go?

Scene 7:

1. Where did Cupak find Gerantang?
2. Who were being worried?
3. Did Gerantang want to go home?
4. Did Cupak go with Gerantang finally?

Scene 8:

1. What was the name of the village?
2. Who was the name of Ida Sang Prabhu's daughter?
3. What happened to her?

4. What was the name of the giant?

Scene 9:

1. Did they decide to join the competition?
2. Where did they find Benaru?
3. What is cave?
Have you been to Goa Gajah?
Where is it? Gianyar. Goa Gajah? Goa Gajah?

Scene 10:

1. Guard means...?
The small temple in front of the house , Jro Gede is the guard (gambar)
Who has dog? When someone comes to your house he is barking
2. Who went inside the cave?
3. What was the weapon used by Gerantang when he fought Benaru?
4. If you want to eat fruit, what do you use?
Do you have knife? What is it for?
5. Did Gerantang kill Benaru?

Scene 11:

2. Was Cupak ready to marry Raden Dewi?

Scene 15:

1. What did Raden Dewi feel?
2. Who was asked to marry Ida Sang Prabhu's daughter?
3. Punished comes from word...?
In school, you are lazy to do the homework and your teacher asks you to clean the toilet or stand up in front of the class as punishment.

Scene 16:

1. Who did actually marry Raden Dewi?
2. Where did they live happily?

1. Who saved Raden Dewi?
2. What was the thing used by Gerantang to go up?
3. What did Cupak do to make Gerantang fall down?

Scene 12:

1. What is dead...?
There are cars' accidents. Then, someone is dead.
2. Where did Cupak bring Raden Dewi?
3. Was Ida Sang Prabhu happy to see them?
4. What did Ida Sang Prabhu say when Cupak saved his daughter?

Scene 13:

1. Alive means...?
It means still living in this world, not dead.
I am alive, you alive, and everybody alive.
2. What was Gerantang used to get out of the cave?
3. Where did he want to go?

Scene 14:

1. Was everybody shocked to see each other?

Appendix 10. Students' Summative Score, Normality and Homogeneity before Treatment

Experimental Group		
No.	Name	Score
1	Adellio Juventino Junior	70
2	Aliya Zahra Firdaus	70
3	Gede Ananda Bentar Putra Atmaja	80
4	Gede Mahayana	70
5	I Kadek Duta Dwi Angga Wardana	80
6	I Made Ari Widnyana	70
7	I Nyoman Putra Nugraha	80
8	I Putu Suadnyana	80
9	Ida Ayu Komang Mira Aryantini	60
10	Kadek Abi Dikayana	75
11	Kadek Amelia Utami	75
12	Kadek Deva Tangkas Putrawan	85
13	Kadek Hutri Artika Dewi	80
14	Kadek Winda Dwigina Wibawa	80
15	Komang Angel Felisia	70
16	Komang Aninda Satvika Satyawati	90
17	Komang Ayu Wedayanti	75
18	Komang Juniarta Tri Nurjaya	60
19	Komang Okto Mahendra Tejayasa	75
20	Komang Wisnu Saputra	75
21	Luh Desita Aryasih	90
22	Luh Sumiastini	75
23	Ni Kadek Tantriyani Suyana	65
24	Putu Adi Wirawan	75

25	Putu Ayu Sri Febbyani Wisnu Putri	85
26	Putu Endita Dian Ayuni	75
27	Putu Githa Kusuma Wardani	90
28	Putu Kevin Wira Prahasta	60
29	Putu Lina Anggia	65
30	Ketut Ratna Mutiara Putri	85
31	Putu Widya Pratiwi	85

Control Group		
No.	Name	Score
1	Dewa Kadek Badra Dika	75
2	Dzakwan Danadyaksa	75
3	Gede Pande Pridayana Wirautama	85
4	Gede Rizky Wira Pranata	70
5	Gede Sapta Suastika	75
6	I Gusti Ayu Setia Sumasningrat	85
7	Kadek Ayu Kristiani	75
8	Kadek Diah Kirana Mentari	80
9	Kadek Gayatri	80
10	Kadek Indrawati	80
11	Kadek Priska Febriyanti	65
12	Kadek Ririn Suandari	70
13	Ketut Novi Artini	80
14	Ketut Rakellia Fitri	70
15	Ketut Widiana	75
16	Komang Ari Suarningsih	70
17	Komang Dodi Valentino Wijaya	65
18	Komang Juni Arian	60

19	Komang Monika Januantari	85
20	Luh Ayu Putri	80
21	Luh Lindayani	60
22	Luh Nia Sari	65
23	Luh Putu Wahyu Priastini	90
24	Made Juli Yani	90
25	Ni Kadek Sinta Aprilia	70
26	NI Kadek Swilandari	65
27	Ni Luh Nasya Sri Dinda Dewi	70
28	Pande Gede Dendra Ananda Dyaksa	75
29	Putu Jenny Herlyana	75
30	Putu Rama Muna	80
31	Putu Wideasari	70

Explore

VAR00002

Case Processing Summary

Cases

		Valid		Missing		Total	
VAR00002		N	Percent	N	Percent	N	Percent
VAR00001	1.00	31	100.0%	0	0.0%	31	100.0%
	2.00	31	100.0%	0	0.0%	31	100.0%

Tests of Normality

VAR00002	Kolmogorov-Smirnov ^a			Shapiro-Wilk		
	Statistic	df	Sig.	Statistic	df	Sig.
VAR00001 1.00	.140	31	.126	.947	31	.133
2.00	.133	31	.172	.958	31	.255

a. Lilliefors Significance Correction

Test of Homogeneity of Variances

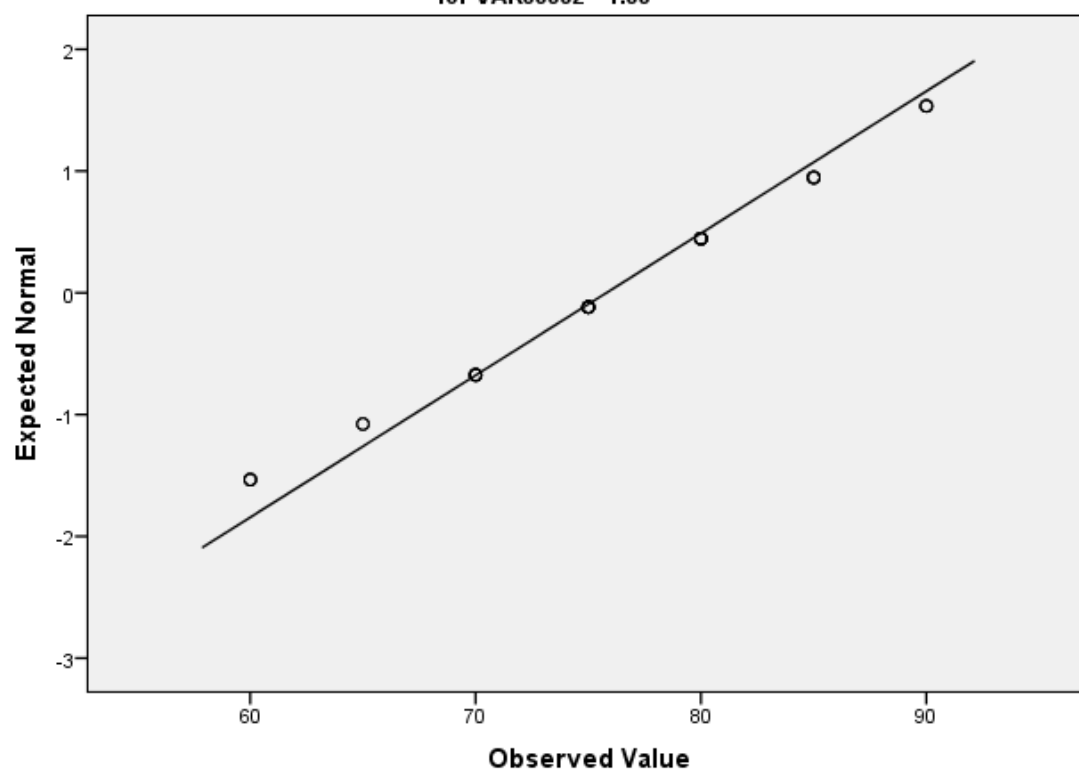
VAR00001

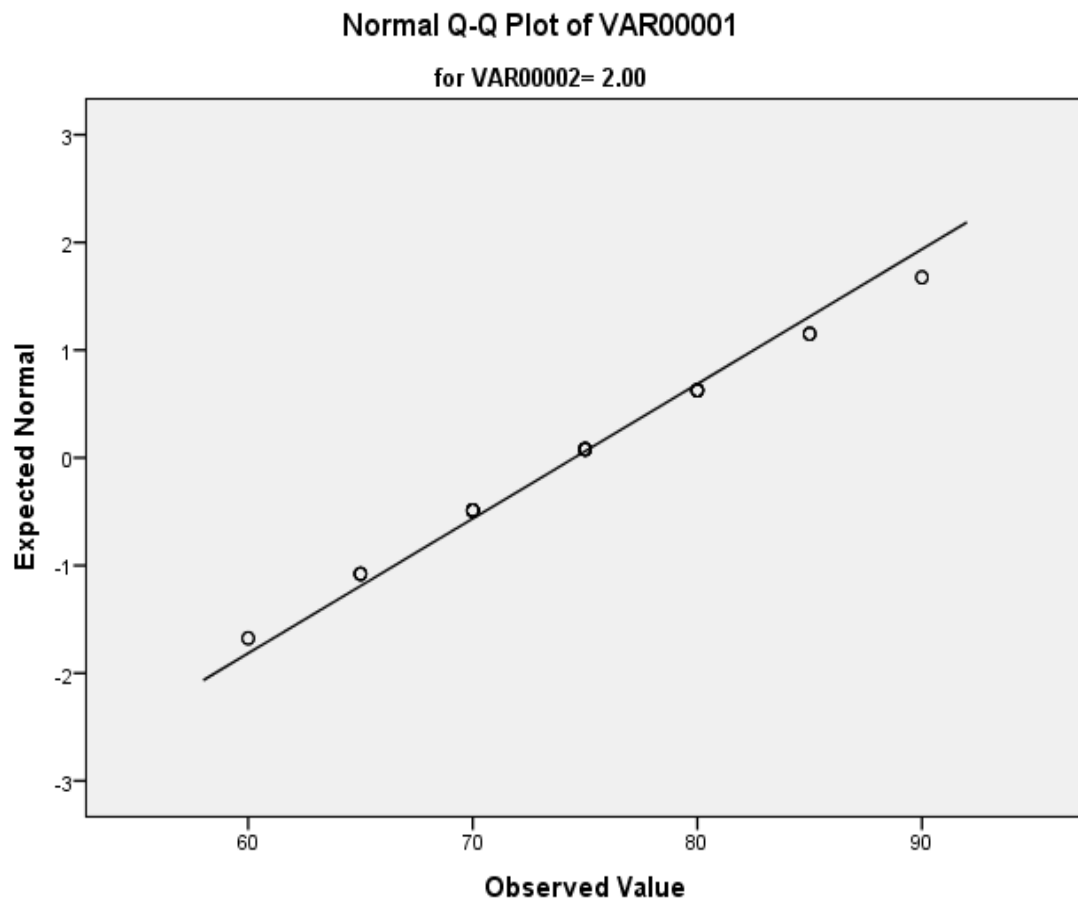
Levene Statistic	df1	df2	Sig.
.090	1	60	.766

histogram

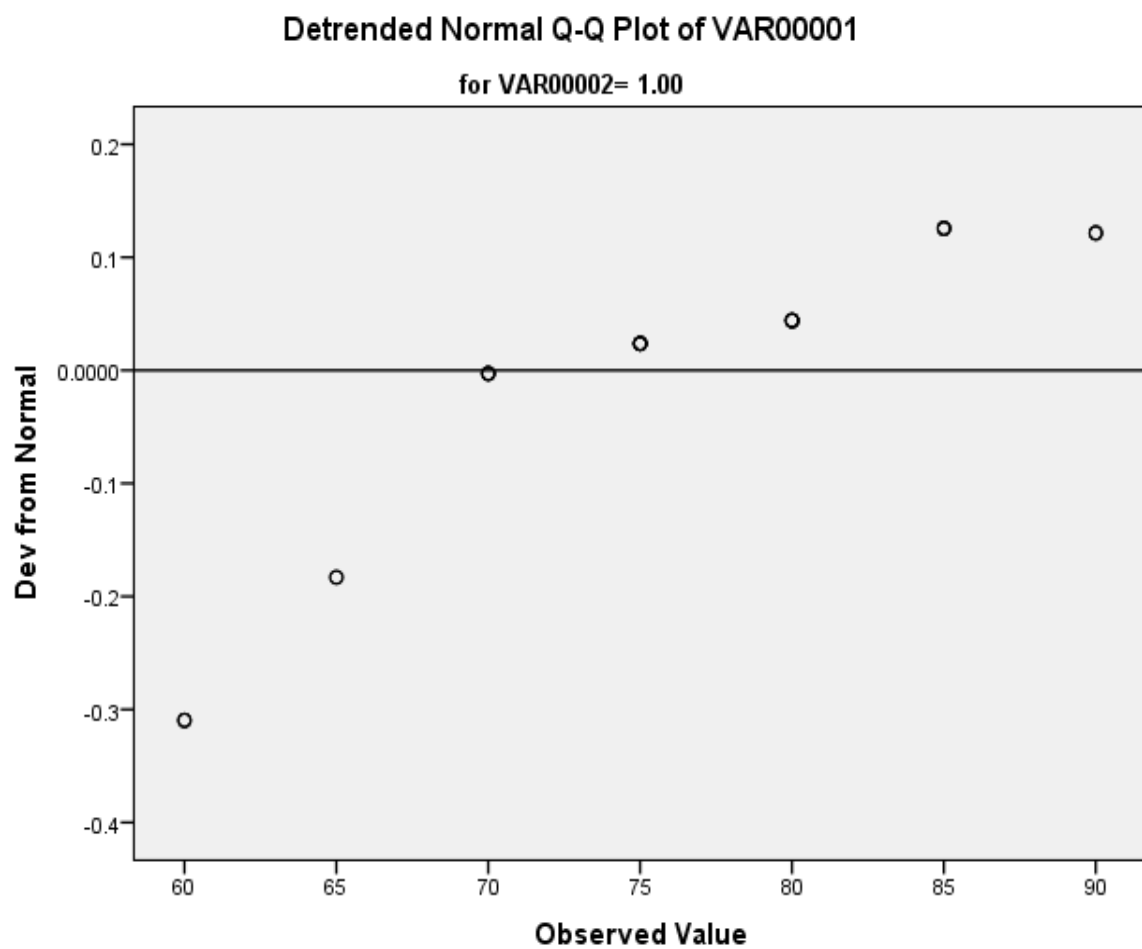
Normal Q-Q Plots

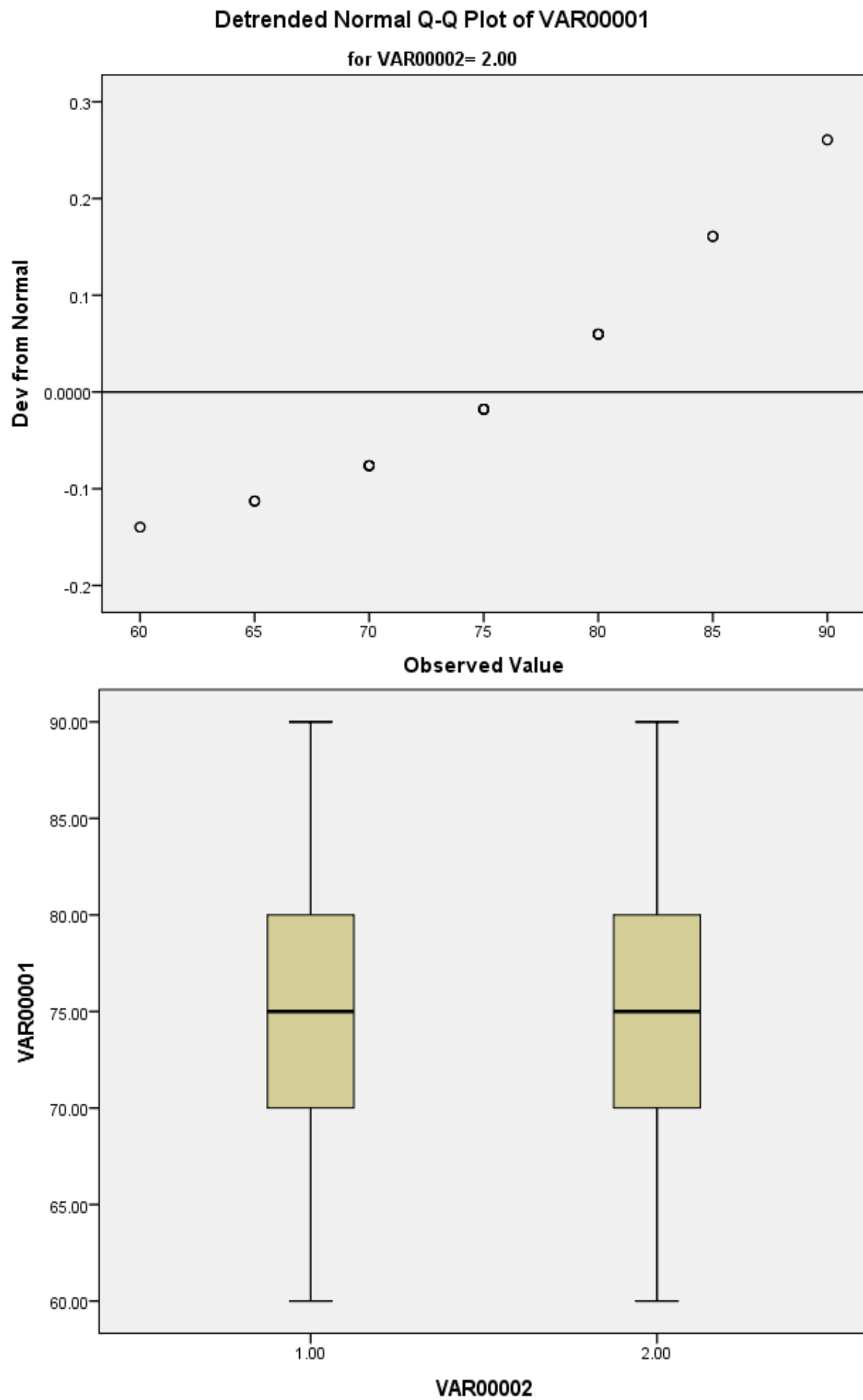
Normal Q-Q Plot of VAR00001
for VAR00002= 1.00





Detrended Normal Q-Q Plots





Appendix 11. Control Group's Post Test Result and Analysis

STUDENTS POST-TEST ANSWER (CONTROL GROUP)

Students	Items																			
	1	2	3	4	5	6	7	8	9	10	11	12	13	14	15	16	17	18	19	20
1	C	D	B	B	C	B	B	A	C	C	rope	bones	knife	greedy	jungle	C	E	B	D	A
2	C	D	B	B	D	B	D	A	A	C	rope	bones	knife	greedy	jungle		E	B	C	A
3	C	D	B	B	C	B	C	A	A	C	rope	bones	knife	greedy	jungle	E	C	A	B	D
4	C	D	B	B	D	B	B	A	C	C	rope	bones	knife	greedy	jungle	D	E	B	C	A
5	C	D	B		D	B	D	A	A	C	rope	bones	honest	knife	jungle	D	E	B	C	A
6	C	D	D	B	D	A	A	A	A	C	rope	jungle	knife	greedy	puri kediri	D	E	A	C	B
7	C	D	A	C	D	A	D	A	A	B	greedy	bones	knife	honest	puri kediri	D	E	B	C	A
8	C	D	D	C	D	C	D	D	A	A	bones	jungle	knife	greedy	puri kediri	A	E	C		D
9	C	D	B	C	D	A	D	A	A	B	greedy	bones	knife	honest	puri kediri	D	E	A	C	B
10	C	D	B	B	D	C	D	A	A	C	rope	bones	knife	greedy	cave	D	E	B	C	A
12	C	D	B	B	D	C	A	A	A	C	rope	bones	knife	greedy	puri kendiri	D	E	B	C	A
13	C	D	B	B	D	B	D	A	A	C	rope	bones	knife	greedy	jungle	E	D	B	C	A
14	C	D	B	A	B	C	C	A	A	D	rope	bones	knife	greedy	jungle	D	E	B	C	A
15	C	D	B	A	D	C	D	A	D	C	rope	cave	knife	honest	puri kediri	D	E	B	A	C
16	C	D	B	A	C	B	C	A	B	A	greedy	bones	honest	puri kediri	jungle	D	C	E	A	B
17	C	C	B	B	D	A	D	A	A	C	rope	bones	knife	greedy	cave	D	E	B	C	A
18	C	D	C	B	D	C	C	A	A	C	puri kediri	bones	honest	knife	greedy	D	E	B	C	A

19	C	D	B	A	D	C	D	A	A	C	rope	bones	knife	greedy	puri kediri	D	E	B	C	A
21	C	D	B	A	D	C	D	A	D	C	rope	cave	knife	honest	puri kediri	D	E	B	A	C
22	C	D	B	A	D	C	D	A	A	C	rope	bones	knife	greedy	puri kediri	D	E	B	C	A
23	C	D	D	B	D	A	A	B	A	C	rope	junle	knife	greedy	puri kediri	D	E	B	C	A
24	C	D	B	B	D	B	D	A	A	C	rope	bones	knife	greedy	junggel	E	D	B	C	A
25	C	D	B	A	D	B	C	A	A	C	rope	bones	knife	cave	jungle	D	C	B	E	A
26	C	D	B	B	D	B	D	A	A	C	rope	bones	knife	greedy	jungle	D	E	B	C	A
27	C	D	A	A	D	C	B	A	D	A	honest	cave	knife	greedy	puri kediri	A	E	B	C	D

CONTROL GROUP POST-TEST ANALYSIS

Students	Items																				Score
	1	2	3	4	5	6	7	8	9	10	11	12	13	14	15	16	17	18	19	20	
Student 01	1	1	1	1	0	1	0	1	0	1	1	1	1	1	1	0	1	1	0	1	75
Student 02	1	1	1	1	1	1	1	1	1	1	1	1	1	1	1	0	1	1	1	1	95
Student 03	1	1	1	1	0	1	0	1	1	1	1	1	1	1	1	0	0	0	0	0	65
Student 04	1	1	1	1	1	1	0	1	0	1	1	1	1	1	1	1	1	1	1	1	90
Student 05	1	1	1	0	1	1	1	1	1	1	1	1	0	0	1	1	1	1	1	1	85
Student 06	1	1	0	1	1	0	0	1	1	1	1	0	1	1	0	1	1	1	1	1	75
Student 08	1	1	0	0	1	0	1	0	1	0	0	0	1	1	0	0	1	0	0	0	40
Student 07	1	1	0	0	1	0	1	1	1	0	0	1	1	0	0	1	1	0	1	0	55
Student 09	1	1	1	0	1	0	1	1	1	0	0	1	1	0	0	1	1	0	1	0	60
Student 10	1	1	1	1	1	0	1	1	1	1	1	1	1	1	0	1	1	1	1	1	90

Student 12	1	1	1	1	1	0	0	1	1	1	1	1	1	1	0	1	1	1	1	1	85
Student 13	1	1	1	1	1	1	1	1	1	1	1	1	1	1	1	0	0	1	1	1	90
Student 14	1	1	1	0	0	0	0	1	1	0	1	1	1	1	1	1	1	1	1	1	75
Student 15	1	1	1	0	1	0	1	1	0	1	1	0	1	0	0	1	1	1	0	0	60
Student 16	1	1	1	0	0	1	0	1	0	0	0	1	0	0	1	1	0	0	0	0	40
Student 17	1	0	1	1	1	0	1	1	1	1	1	1	1	1	0	1	1	1	1	1	85
Student 18	1	1	0	1	1	0	0	1	1	1	0	1	0	0	0	1	1	1	1	1	65
Student 19	1	1	1	0	1	0	1	1	1	1	1	1	1	1	0	1	1	1	1	1	85
Student 21	1	1	1	0	1	0	1	1	0	1	1	0	1	0	0	1	1	1	0	0	60
Student 22	1	1	1	0	1	0	1	1	1	1	1	1	1	1	0	1	1	1	1	1	85
Student 23	1	1	0	1	1	0	0	0	1	1	1	0	1	1	0	1	1	1	1	1	70
Student 24	1	1	1	1	1	1	1	1	1	1	1	1	1	1	0	0	0	1	1	1	85
Student 25	1	1	1	0	1	1	0	1	1	1	1	1	1	0	1	1	0	1	0	1	75
Student 26	1	1	1	1	1	1	1	1	1	1	1	1	1	1	1	1	1	1	1	1	100
Student 27	1	1	0	0	1	0	0	1	0	0	0	0	1	1	0	0	1	1	1	0	45



Appendix 12. Experimental Group's Post Test Result and Analysis

STUDENTS POST-TEST ANSWER (EXPERIMENTAL GROUP)

Students	Items																			
	1	2	3	4	5	6	7	8	9	10	11	12	13	14	15	16	17	18	19	20
1	C	D	B	B	D	B	D	A	A	C	rope	bones	knife	greedy	jungle	D	E	B	C	A
2	C	D	B	B	D	C	D	A	A	C	rope	bones	knife	greedy	puri kediri	D	E	B	C	A
3	C	D	B	B	D	B	D	A	A	C	rope	bones	knife	greedy	jungle	D	E	B	C	A
8	C	D	B	B	D	B	D	A	A	C	rope	bones	knife	greedy	jungle	D	E	B	C	A
9	C	D	B	A	D	C	D	B	A	C	rope	bones	knife	greedy	puri kediri	D	E	B	C	A
10	C	D	B	A	D	C	D	A	B	C	rope	bones	knife	greedy	puri kediri	D	E	B	C	A
11	C	D	B	A	D	C	D	B	A	C	rope	bones	knife	greedy	puri kendiri	D	E	B	C	A
13	C	D	B	B	D	D	B	A	D	C	rope	bones	knife	greedy	puri kendiri	D	E	B	C	A
14	C	D	B	A	D	C	D	B	A	C	rope	bones	knife	greedy	jungle	D	E	B	C	A
15	C	D	B	B	D	C	D	A	A	C	rope	bones	knife	greedy	puri kediri	D	E	B	C	D
16	C	D	B	A	D	C	D	A	A	C	rope	bones	knife	greedy	puri kediri	D	E	B	C	A
17	C	D	B	A	D	C	D	A	A	C	rope	bones	knife	greedy	puri kediri	D	E	B	C	A
18	C	D	B	B	D	B	D	A	A	C	rope	bones	knife	greedy	jungle	D	E	B	C	A
19	C	D	B	A	D	C	D	B	A	C	rope	bones	knife	greedy	puri kediri	D	E	B	C	A
20	C	D	B	A	D	C	D	A	A	C	rope	bones	knife	greedy	puri kendiri	D	E	B	C	A
22	D	C	B	B	D	B	D	A	D	C	rope	bones	knife	greedy	jungle	D	E	B	C	A
23	C	D	B	B	D	B	B	A	A	C	rope	bones	knife	greedy	honest	D	E	B	C	A
26	C	D	D	B	D	B	B	A	A	C	rope	bones	knife	greedy	jungle	D	E	B	C	A

28	D	C	A	D	A	C	D		A	C	rope	bones	knife	greedy	jungle	A	D	B	C	D
29	C	D	B	B		B	D	A	A	C	rope	bones	knife	greedy	jungle	D	E	B	C	A
33	A	A	B	B	D	B	A	A	B	B	rope	greedy	knife	greedy	jungle	D	E	B	C	A
34	C	D	B	B	D	B	D	A	D	C	rope	bones	knife	greedy	jangle	D	E	B	C	A
35	D	C	B	B	D	B	D	A	A	C	rope	bones	knife	greedy	jungle	A	E	B	C	D
36	C	D	B	B	D	B	D	A	A	C	rope	bones	knife	greedy	jungle	D	E	B	C	A
37	D	C	B	B	D	B	D	A	A	C	rope	bones	knife	greedy	jungle	A	E	B	C	D
39	C	D	B	B	D	B	D	A	A	C	rope	bones	knife	greedy	jungle	D	E	B	C	A

CONTROL GROUP POST-TEST ANALYSIS

Students	Items																				Score
	1	2	3	4	5	6	7	8	9	10	11	12	13	14	15	16	17	18	19	20	
Student 01	1	1	1	1	0	1	0	1	0	1	1	1	1	1	1	0	1	1	0	1	75
Student 02	1	1	1	1	1	1	1	1	1	1	1	1	1	1	1	0	1	1	1	1	95
Student 03	1	1	1	1	0	1	0	1	1	1	1	1	1	1	1	0	0	0	0	0	65
Student 04	1	1	1	1	1	1	0	1	0	1	1	1	1	1	1	1	1	1	1	1	90
Student 05	1	1	1	0	1	1	1	1	1	1	1	1	0	0	1	1	1	1	1	1	85
Student 06	1	1	0	1	1	0	0	1	1	1	1	0	1	1	0	1	1	1	1	1	75
Student 08	1	1	0	0	1	0	1	0	1	0	0	0	1	1	0	0	1	0	0	0	40
Student 07	1	1	0	0	1	0	1	1	1	0	0	1	1	0	0	1	1	0	1	0	55
Student 09	1	1	1	0	1	0	1	1	1	0	0	1	1	0	0	1	1	0	1	0	60
Student 10	1	1	1	1	1	0	1	1	1	1	1	1	1	1	0	1	1	1	1	1	90

Student 12	1	1	1	1	1	0	0	1	1	1	1	1	1	1	0	1	1	1	1	1	85
Student 13	1	1	1	1	1	1	1	1	1	1	1	1	1	1	1	0	0	1	1	1	90
Student 14	1	1	1	0	0	0	0	1	1	0	1	1	1	1	1	1	1	1	1	1	75
Student 15	1	1	1	0	1	0	1	1	0	1	1	0	1	0	0	1	1	1	0	0	60
Student 16	1	1	1	0	0	1	0	1	0	0	0	1	0	0	1	1	0	0	0	0	40
Student 17	1	0	1	1	1	0	1	1	1	1	1	1	1	1	1	0	1	1	1	1	85
Student 18	1	1	0	1	1	0	0	1	1	1	0	1	0	0	0	1	1	1	1	1	65
Student 19	1	1	1	0	1	0	1	1	1	1	1	1	1	1	0	1	1	1	1	1	85
Student 21	1	1	1	0	1	0	1	1	0	1	1	0	1	0	0	1	1	1	0	0	60
Student 22	1	1	1	0	1	0	1	1	1	1	1	1	1	1	1	0	1	1	1	1	85
Student 23	1	1	0	1	1	0	0	0	1	1	1	0	1	1	0	1	1	1	1	1	70
Student 24	1	1	1	1	1	1	1	1	1	1	1	1	1	1	1	0	0	0	1	1	85
Student 25	1	1	1	0	1	1	0	1	1	1	1	1	1	0	1	1	0	1	0	1	75
Student 26	1	1	1	1	1	1	1	1	1	1	1	1	1	1	1	1	1	1	1	1	100
Student 27	1	1	0	0	1	0	0	1	0	0	0	0	1	1	0	0	1	1	1	0	45



Appendix 13. Descriptive Statistical Analysis after Treatment

```
EXAMINE VARIABLES=Score BY Group
  /PLOT NPLOT
  /STATISTICS DESCRIPTIVES
  /CINTERVAL 95
  /MISSING LISTWISE
  /NOTOTAL.
```

Explore

Notes		
Output Created	05-JUN-2019 20:03:39	
Comments		
Input	Active Dataset	DataSet11
	Filter	<none>
	Weight	<none>
	Split File	<none>
	N of Rows in Working Data File	51
Missing Value Handling	Definition of Missing	User-defined missing values for dependent variables are treated as missing.
	Cases Used	Statistics are based on cases with no missing values for any dependent variable or factor used.
Syntax	EXAMINE VARIABLES=Score BY Group /PLOT NPLOT /STATISTICS DESCRIPTIVES /CINTERVAL 95 /MISSING LISTWISE /NOTOTAL.	
Resources	Processor Time	00:00:00.52
	Elapsed Time	00:00:00.53

Group

Case Processing Summary

		Valid		Cases Missing		Total	
Group		N	Percent	N	Percent	N	Percent
Score	1.00	26	100.0%	0	0.0%	26	100.0%
	2.00	25	100.0%	0	0.0%	25	100.0%

Descriptives

Group		Statistic		Std. Error
Score	1.00	Mean	86.9231	1.88265
		95% Confidence Interval for Mean	Lower Bound	83.0457
			Upper Bound	90.8005
		5% Trimmed Mean	87.3504	
		Median	85.0000	
		Variance	92.154	
		Std. Deviation	9.59968	
		Minimum	65.00	
		Maximum	100.00	
		Range	35.00	
		Interquartile Range	16.25	
		Skewness	-.232	.456
		Kurtosis	-.253	.887
	2.00	Mean	76.0000	2.44949
		95% Confidence Interval for Mean	Lower Bound	70.9445
			Upper Bound	81.0555
		5% Trimmed Mean	75.8889	
		Median	75.0000	
		Variance	150.000	
		Std. Deviation	12.24745	
		Minimum	55.00	
		Maximum	100.00	
		Range	45.00	
		Interquartile Range	20.00	
		Skewness	-.030	.464
		Kurtosis	-.706	.902

Tests of Normality

Group	Kolmogorov-Smirnov ^a			Shapiro-Wilk		
	Statistic	df	Sig.	Statistic	df	Sig.

Score	1.00	.156	26	.102	.923	26	.052
	2.00	.129	25	.200*	.968	25	.588

*. This is a lower bound of the true significance.

a. Lilliefors Significance Correction

Test of Homogeneity of Variances

Score				
Levene Statistic	df1	df2	Sig.	
1.727	1	49	.195	

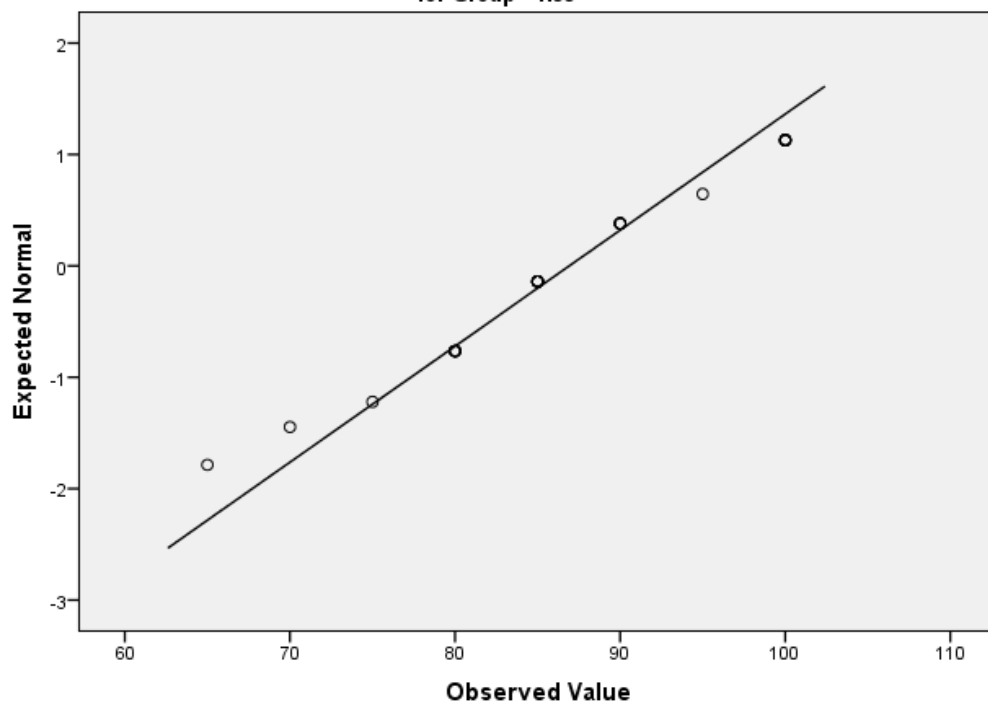
Score

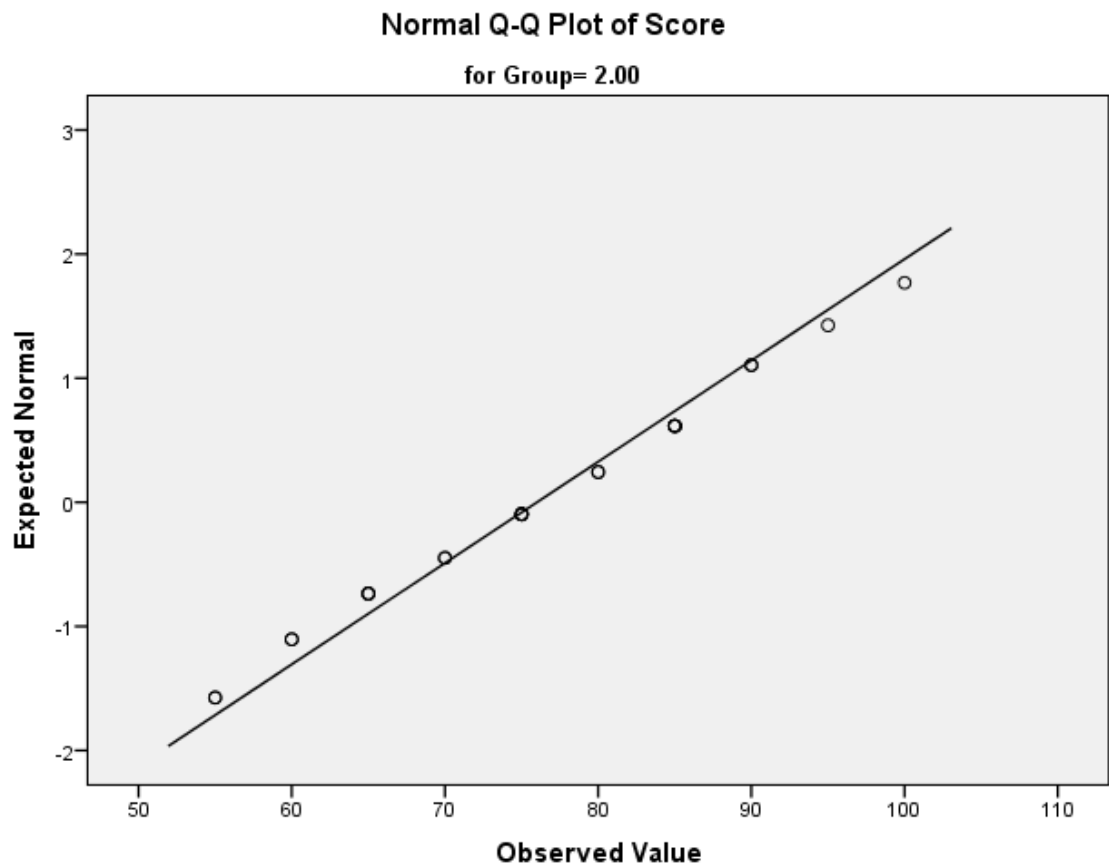
stem

Normal Q-Q Plots

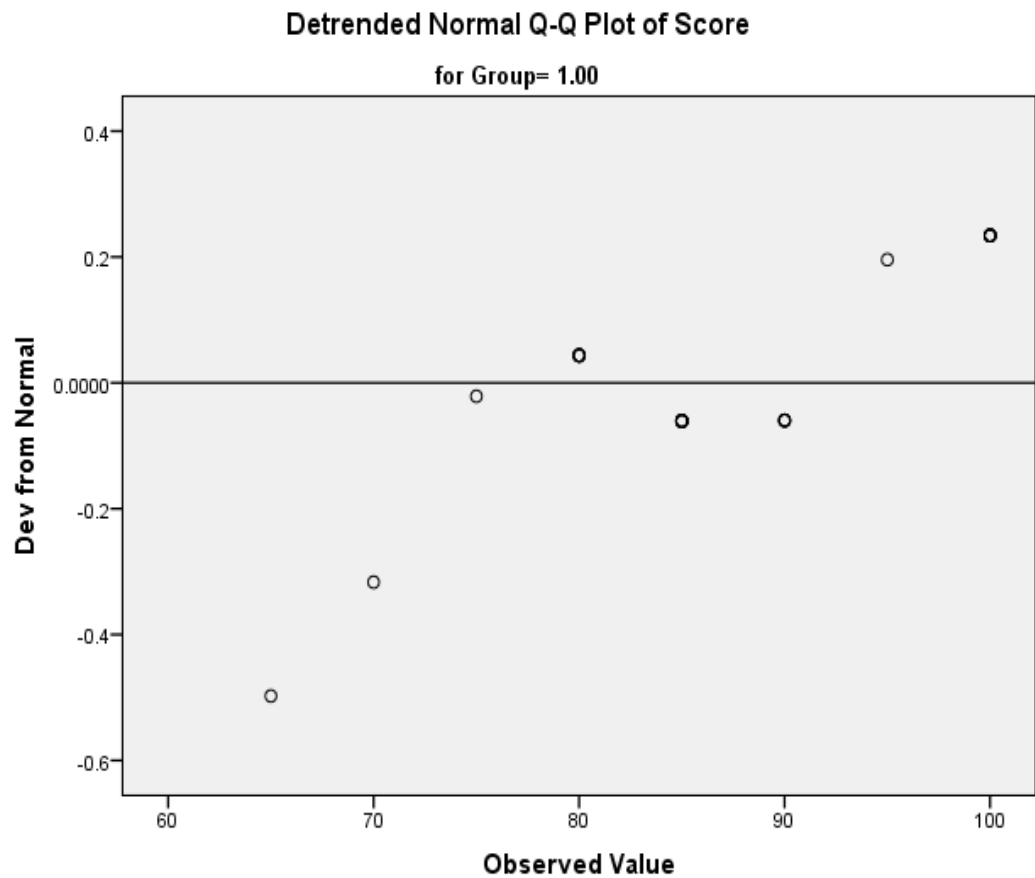
Normal Q-Q Plot of Score

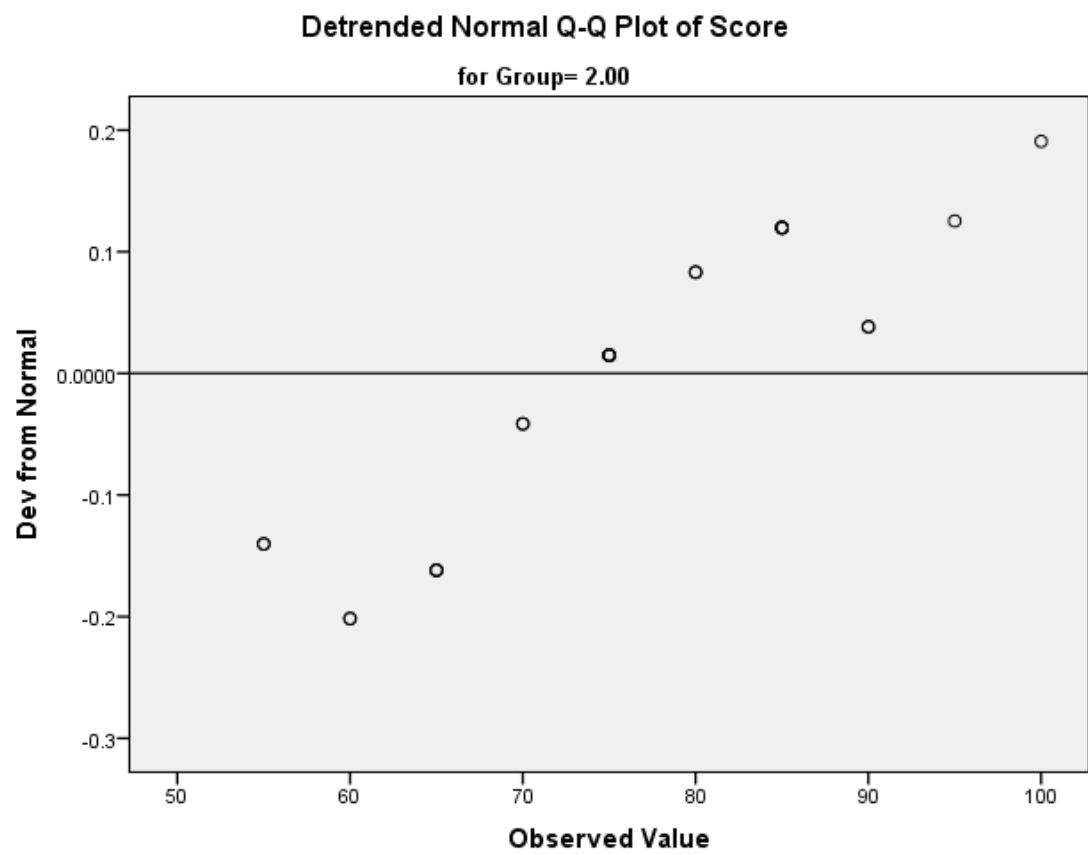
for Group= 1.00





Detrended Normal Q-Q Plots





Appendix 14. Inferential Statistical Analysis after Treatment

T-Test

Group Statistics

	Group	N	Mean	Std. Deviation	Std. Error Mean
Score	1.00	26	86.9231	9.59968	1.88265
	2.00	25	76.0000	12.24745	2.44949

Independent Samples Test

		Levene's Test for Equality of Variances		t-test for Equality of Means	
		F	Sig.	t	df
Score	Equal variances assumed	1.727	.195	3.553	49
	Equal variances not assumed			3.536	45.491

Independent Samples Test

		t-test for Equality of Means			95% Confidence Interval of the Difference
		Sig. (2-tailed)	Mean Difference	Std. Error Difference	Lower
Score	Equal variances assumed	.001	10.92308	3.07467	4.74431
	Equal variances not assumed	.001	10.92308	3.08940	4.70256

Independent Samples Test

		t-test for Equality of Means		95% Confidence Interval of the Difference
				Upper
Score	Equal variances assumed			17.10185
	Equal variances not assumed			17.14359

Appendix 15. Attachment Letters



PEMERINTAH KABUPATEN BULELENG
DINAS PENDIDIKAN PEMUDA DAN OLAH RAGA
SEKOLAH DASAR NEGERI 1 SANGSIT
Alamat : Jl. Raya Sangsit - Singaraja. Kode POS 81171 Telp. (0362) 3304561



SURAT KETERANGAN

Nomor : 824 / 90 / SD / 2019

Yang bertanda tangan di bawah ini, Kepala Sekolah Dasar Negeri 1 Sangsit Kecamatan Sawan, Kabupaten Buleleng dengan ini menyatakan :

Nama : Ni Putu Rara Stianing Utami
NIM : 1512021174
Prodi : Pendidikan Bahasa Inggris

Memang benar mahasiswa tersebut diatas telah melakukan Penelitian di kelas VI semester II di SD Negeri 1 Sangsit. Dari tanggal, 06 s/d 31 Mei 2019 untuk melengkapi data skripsi dengan judul "*Local Culture-Based Digital Story of Folktale and Its Effect on Student' Reading Competence in Sawan District in Academic Year 2018/2019*".

Demikian surat keterangan ini dibuat untuk dapat dipergunakan sebagaimana mestinya.



Sangsit, 31 Mei 2019
Kepala SD Negeri 1 Sangsit
Henggan Sudiarta, S.Pd
N.P.19671231 198606 1 001



PEMERINTAH KABUPATEN BULELENG
DINAS PENDIDIKAN PEMUDA DAN OLAAHRAGA
SEKOLAH DASAR NEGERI 5 SANGSIT
Alamat : Banjar Dinas Segara, Desa Giri Emas, Kec. Sawan, Kab. Buleleng

SURAT KETERANGAN

NO. 045.2 / 019 / SD / 2019

Yang bertanda tangan di bawah ini :

Nama : Gede Lider, S.Pd.,M.Pd

NIP : 19700306 199105 1 001

Pangkat / Gol : Pembina Tingkat I / IVb

Jabatan : Kepala Sekolah

Unit Kerja : SD Negeri 5 Sangsit

Menerangkan dengan sebenarnya bahwa :

Nama : Ni Putu Rara Stianing Utami

NIM : 1512021174

Fakultas : Bahasa Dan Seni

Jurusan : Bahasa Asing

Prodi : Pendidikan Bahasa Inggris

Memang benar yang tersebut di atas telah melaksanakan Penelitian di Kelas VI SD Negeri 5 Sangsit.

Demikian Surat Keterangan ini dibuat untuk dapat dipergunakan semestinya.

Giri Emas, 31 Mei 2019

Kepala SD Negeri 5 Sangsit



Gede Lider, S.Pd.,M.Pd

NIP 19700306 199105 1 001

Appendix 16. Doumentation

Control Group



Experimental Group

