

Appendix 1 Population of Study

No	Nama Sekolah	NPSN	BP	Status
1	SD NEGERI 1 ALASANGKER	50100238	SD	Negeri
2	SD NEGERI 1 ANTURAN	50100240	SD	Negeri
3	SD NEGERI 1 ASTINA	50100241	SD	Negeri
4	SD NEGERI 1 BAKTISERAGA	50100261	SD	Negeri
5	SD NEGERI 1 BANJAR BALI	50100185	SD	Negeri
6	SD NEGERI 1 BANJAR JAWA	50100100	SD	Negeri
7	SD NEGERI 1 BANJAR TEGAL	50100131	SD	Negeri
8	SD NEGERI 1 BANYUASRI	50100132	SD	Negeri
9	SD NEGERI 1 BANYUNING	50100133	SD	Negeri
10	SD NEGERI 1 BERATAN	50100134	SD	Negeri
11	SD NEGERI 1 JINENGDALEM	50100137	SD	Negeri
12	SD NEGERI 1 KALIBUKBUK	50100138	SD	Negeri
13	SD NEGERI 1 KALIUNTU	50100139	SD	Negeri
14	SD NEGERI 1 KAMPUNG ANYAR	50100140	SD	Negeri
15	SD NEGERI 1 KAMPUNG BARU	50100141	SD	Negeri
16	SD NEGERI 1 KAMPUNG BUGIS	50100142	SD	Negeri
17	SD NEGERI 1 KAMPUNG KAJANAN	50100143	SD	Negeri
18	SD NEGERI 1 KENDRAN	50100144	SD	Negeri
19	SD NEGERI 1 NAGASEPAHA	50100118	SD	Negeri
20	SD NEGERI 1 PAKET AGUNG	50100101	SD	Negeri
21	SD NEGERI 1 PEMARON	50100102	SD	Negeri
22	SD NEGERI 1 PENARUKAN	50100103	SD	Negeri

23	SD NEGERI 1 PENGLATAN	50100104	SD	Negeri
24	SD NEGERI 1 PETANDAKAN	50100105	SD	Negeri
25	SD NEGERI 1 POH BERGONG	50100106	SD	Negeri
26	SD NEGERI 1 SARI MEKAR	50100108	SD	Negeri
27	SD NEGERI 1 TUKAD MUNGGA	50100112	SD	Negeri
28	SD NEGERI 2 ALASANGKER	50100113	SD	Negeri
29	SD NEGERI 2 ANTURAN	50100115	SD	Negeri
30	SD NEGERI 2 BANJAR BALI	50100116	SD	Negeri
31	SD NEGERI 2 BANJAR TEGAL	50100117	SD	Negeri
32	SD NEGERI 2 BANYUASRI	50100147	SD	Negeri
33	SD NEGERI 2 BANYUNING	50100148	SD	Negeri
34	SD NEGERI 2 JINENGDALEM	50100169	SD	Negeri
35	SD NEGERI 2 KALIBUKBUK	50100170	SD	Negeri
36	SD NEGERI 2 KALIUNTU	50100171	SD	Negeri
37	SD NEGERI 2 KAMPUNG BARU	50100172	SD	Negeri
38	SD NEGERI 2 LILIGUNDI	50100130	SD	Negeri
39	SD NEGERI 2 PAKET AGUNG	50100176	SD	Negeri
40	SD NEGERI 2 PEMARON	50100177	SD	Negeri
41	SD NEGERI 2 PENARUKAN	50100178	SD	Negeri
42	SD NEGERI 2 PENGLATAN	50103699	SD	Negeri
43	SD NEGERI 2 PETANDAKAN	50100179	SD	Negeri
44	SD NEGERI 2 POH BERGONG	50100180	SD	Negeri
45	SD NEGERI 2 SARI MEKAR	50100182	SD	Negeri
46	SD NEGERI 2 TUKAD MUNGGA	50100166	SD	Negeri
47	SD NEGERI 3 ALASANGKER	50100165	SD	Negeri

48	SD NEGERI 3 ANTURAN	50100150	SD	Negeri
49	SD NEGERI 3 BANJAR JAWA	50100153	SD	Negeri
50	SD NEGERI 3 BANJAR TEGAL	50100154	SD	Negeri
51	SD NEGERI 3 BANYUASRI	50100155	SD	Negeri
52	SD NEGERI 3 BANYUNING	50100156	SD	Negeri
53	SD NEGERI 3 JINENGDALEM	50100160	SD	Negeri
54	SD NEGERI 3 KALIBUKBUK	50100161	SD	Negeri
55	SD NEGERI 3 KALIUNTU	50100162	SD	Negeri
56	SD NEGERI 3 KAMPUNG ANYAR	50100163	SD	Negeri
57	SD NEGERI 3 KAMPUNG BARU	50100164	SD	Negeri
58	SD NEGERI 3 PENARUKAN	50100360	SD	Negeri
59	SD NEGERI 3 PENGLATAN	50100361	SD	Negeri
60	SD NEGERI 3 TUKAD MUNGGA	50100364	SD	Negeri
61	SD NEGERI 4 BANYUASRI	50100366	SD	Negeri
62	SD NEGERI 4 BANYUNING	50100367	SD	Negeri
63	SD NEGERI 4 KALIBUKBUK	50100370	SD	Negeri
64	SD NEGERI 4 KALIUNTU	50100371	SD	Negeri
65	SD NEGERI 4 KAMPUNG BARU	50100373	SD	Negeri
66	SD NEGERI 4 PENARUKAN	50100374	SD	Negeri
67	SD NEGERI 5 BANJAR JAWA	50100339	SD	Negeri
68	SD NEGERI 5 BANYUASRI	50100340	SD	Negeri
69	SD NEGERI 5 BANYUNING	50100341	SD	Negeri
70	SD NEGERI 5 JINENGDALEM	50100344	SD	Negeri
71	SD NEGERI 5 KAMPUNG BARU	50100346	SD	Negeri
72	SD NEGERI 5 PENARUKAN	50100347	SD	Negeri

73	SD NEGERI 6 BANYUNING	50100351	SD	Negeri
74	SD NEGERI 7 BANYUNING	50100355	SD	Negeri
75	SD NEGERI 7 KAMPUNG BARU	50100376	SD	Negeri
76	SD NEGERI 8 BANYUNING	50100397	SD	Negeri
77	SD DANA PUNIA SINGARAJA	69972061	SD	Swasta
78	SD LAB UNDIKSHA SINGARAJA	50100500	SD	Swasta
79	SD MUHAMMADIYAH SINGARAJA	69971618	SD	Swasta
80	SD MUTIARA	50100501	SD	Swasta
81	SD TRIAMERTA	50103684	SD	Swasta

Source: <http://dapo.dikdasmn.kemdikbud.go.id/sp/3/220106>



Appendix 3

Test and Key Answer of Post-Test

POST-TEST

Time : 35 minutes

Class : VI

This is a test for a post-test measuring the students' reading competence towards a local culture-based storybook.

(Ini merupakan soal post-test yang mengukur kompetensi siswa dalam membaca sebuah buku cerita bergambar berbasis budaya lokal)

a Multiple Choice

Please choose one best answer (A, B, C, or D) for each question below!

(Pilihlah satu jawaban yang paling benar (A, B, C, atau D) untuk setiap pertanyaan di bawah!

- Who was the main character of the story?
 - Sidi Mantra
 - Manik Angkeran
 - Naga Basuki
 - Tiger
- Where did the story take place?
 - Demak Kingdom
 - Majapahit Kingdom
 - Daha Kingdom
 - Sriwijaya Kingdom
- Who was the father of Manik Angkeran?
 - Naga Basuki
 - Sidi Mantra
 - Tiger
 - Snake
- What kind of game played by Manik Angkeran?
 - Cockfighting
 - Card Gambling
 - Ball Gambling
 - Card and Ball Gambling
- Who gave Sidi Mantra coins?
 - Manik Angkeran
 - Tiger
 - Snake
 - Naga Basuki
- What was the thing that Manik Angkeran brought to the Mount Agung?
 - Genta
 - Chicken
 - Money
 - Stick
- Manik Angkeran cut the ... of Naga Basuki
 - head

- b. tail
 - c. ear
 - d. feet
8. What did Sidi Mantra use to break the ground?
- a. Stick
 - b. *Genta*
 - c. Hand
 - d. Foot
9. What was the characteristic of Sidi Mantra?
- a. Good
 - b. Smart
 - c. Arrogant
 - d. Naughty
10. Which part of Naga Basuki's body made from gold?
- a. Tooth
 - b. Feet
 - c. Ears
 - d. Tail

b Matching

Please match the following words!

Cocokkanlah kata-kata dibawah ini!

1. Manik Angkeran' activity	A. Daha Kingdom
2. Bhagawan Sidi Mantra	B. Between Java and Bali
3. House of Sidi Mantra and Manik Angkeran	C. Cockfighting
4. Bali Strait	D. Genta
5. Sidi Mantra's powerful thing	E. Brahmana


c Completion

Complete the sentence bellow by choosing one right word!

Lengkapi kalimat dibawah ini dengan memilih satu kata yang paling benar!

1. Naga Basuki gave Manik Angkeran some
2. The tail and scales of Naga Basuki made from ...
3. On the way to Mount Agung, Sidi Mantra saw ..., ..., and
4. Manik Angkeran stole ... while Sidi Mantra was sleeping.
5. Manik Angkeran was burned by ...

Gold	Tiger, snake, and bird
Coins	Genta
Naga Basuki	



KEY ANSWERS

Multiple Choice	Matching	Completion
1. B	1.Cockfighting	1.Coins
2. C	2.Brahmana	2. Gold
3. B	3.Daha Kingdom	3. Tiger, snake, and bird
4. A	4. Between Java and Bali	4. Genta
5. D	5.Genta	5. Naga
6. A		
7. B		
8. A		
9. A		
10. D		



Appendix 4 Lesson Plan of Control Group and Experimental Group

FIRST LESSON PLAN FOR CONTROL GROUP

School : Primary School

Subject : English

Class : VI

Topic : Narrative Text

Time Allotment : 1 x 35 minutes

I. INDICATOR

- 1.1. To mention the detail information of narrative text entitled The Legend of Bali Strait. (characters, characterization, setting of the story (place and time)).
- 1.2. To match the detail information of narrative text entitled The Legend of Bali Strait. (characters, characterization, setting of the story (place and time)).

II. LEARNING OBJECTIVES

- 2.1. Through dialogic reading, students are able to mention the detail information of narrative text entitled The Legend of Bali Strait. (characters, characterization, setting of the story (place and time)).
- 2.2. Through dialogic reading, students are able to match the detail information of narrative text entitled The Legend of Bali Strait. (characters, characterization, setting of the story (place and time)).

III. INSTRUCTIONAL MATERIALS

1. Topic

Narrative Text entitled The Legend of Bali Strait

2. Main Material

Attached

3. Social Function

- a) To entertain the readers
- b) To give information about the story of The Legend of Bali Strait

4. Text Structure

- a. Title
- b. Orientation
- c. Complication (Problem)
- d. Resolution

5. Language Features

Simple Past Tense

S + V2 + Complement / S + be was/were) + adjective/noun

6. Source

Storybook entitled The Legend of Bali Strait by Ni Made Ratminingsih, I Gede Budasi, & Luh Gede Puspayanthi.

IV. INSTRUCTIONAL METHODS

1. Method : Dialogic Reading
2. Techniques : Prompt, Evaluate, Expand, and Repeat

V. SOURCES AND INSTRUCTIONAL MEDIAS

Learning Resources : - Teacher and storybook by Ratminingsih, Budasi, & Puspayanti.

- PPT Slides: <http://bit.ly/2HkIWlh>

Instructional Media : Local Culture-Based Storybook entitled The Legend of Bali Strait

Instructional Activity :

STAGES	ACTIVITIES	TIMES
Pre-Activity	<ul style="list-style-type: none"> • Teacher comes to the class and greets the students. • Teacher asks the students' condition. • Teacher checks the students' attendance. • Teacher conducts the pray before the lesson begin. • Teacher asks the students readiness • Students are given apperception • Teacher shows picture of <i>genta</i> and <i>brahmana</i> • Teacher shows the picture of Java and Bali islands and guides the students to the story and tells the lesson objectives. 	5 minutes
Whilst	<p>Together with the students, the teacher reads the story entitled The Legend of Bali Strait loud through dialogic reading technique (PEER techniques)</p> <p>PEER Techniques</p> <p>a. Prompt</p> <p>Teacher makes a connection after tell a sequence of story to the students. They make a conversation through completion, recall, open-ended, WH-question, and distancing)</p> <p>b. Evaluate</p> <p>Teacher evaluates the students answer from the prompt or etc.</p> <p>c. Expand</p> <p>Teacher connects or relates the situation in the story with the real-life experience.</p> <p>d. Repeat</p> <p>Teacher repeats the above sequences until the end of the story.</p>	25 minutes

Post Activities	<ul style="list-style-type: none"> • Teacher asks the students' understanding about the material. • Teacher asks some students to conclude the lesson. • Teacher clarifies and give a brief emphasize • Students tell their feelings about the lesson. • Teacher ends the class by praying 	5 minutes
-----------------	---	-----------

List of questions

SCENE 1

1. Where was their house?
2. What are the characteristics of Sidi Mantra? / What was Sidi Mantra like?
3. Who was Manik Angkeran?

SCENE 2

1. What is gambling?
2. What is cockfighting?
3. Is there any gambling in Bali?
4. What is it called?
5. Is it good?
6. Was Manik Angkeran naughty?

SCENE 3

1. Why did Manik Angkeran cry?
2. Does his father have money?
3. Do you ever cried to ask for money to your parents?

SCENE 4

1. What did Sidi Mantra do at night?
2. Sidi Mantra asked for.....

3. What did Manik Angkeran do?

SCENE 5

1. Where did Sidi Mantra go?
2. What did he bring?
3. What kind of animals did he see?
4. There was a snake the tree.

SCENE 6

1. Who is the name of the dragon?
2. Were Naga Basuki's scales made from gold?
3. What did Naga Basuki give to Sidi Mantra?
4. Sidi Mantra rang the

SCENE 7

1. Did Sidi Mantra give all the coins to Manik Angkeran?
2. What kind of promise that Manik Angkeran give to his father?

SCENE 8

1. What is the Indonesian of "lost"?
2. He bet Cock fighting.

SCENE 9

1. What did Manik Angkeran do while his father was sleeping?
2. What did Manik Angkeran stole?

FIRST LESSON PLAN FOR EXPERIMENTAL GROUP

School : Primary School
Subject : English
Class : VI
Topic : Narrative Text
Time Allotment : 1 x 35 minutes

I. INDICATOR

1.3. To mention the detail information of narrative text entitled The Legend of Bali Strait. (characters, characterization, setting of the story (place and time)).

1.4. To match the detail information of narrative text entitled The Legend of Bali Strait. (characters, characterization, setting of the story (place and time)).

II. LEARNING OBJECTIVES

2.3. Through dialogic reading, students are able to mention the detail information of narrative text entitled The Legend of Bali Strait. (characters, characterization, setting of the story (place and time)).

2.4. Through dialogic reading, students are able to match the detail information of narrative text entitled The Legend of Bali Strait. (characters, characterization, setting of the story (place and time)).

III. INSTRUCTIONAL MATERIALS

1. Topic

Narrative Text entitled The Legend of Bali Strait

2. Main Material

Attached

3. Social Function

- a) To entertain the readers
- b) To give information about the story of The Legend of Bali Strait

4. Text Structure

- a. Title
- b. Orientation
- c. Complication (Problem)
- d. Resolution

5. Language Features

Simple Past Tense

S + V2 + Complement / S + be was/were) + adjective/noun

6. Source

Digital story entitled The Legend of Bali Strait by Ni Made Ratminingsih, I Gede Budasi, & Luh Gede Puspayanthi.

IV. INSTRUCTIONAL METHODS

1. **Method** : Dialogic Reading
2. **Techniques** : Prompt, Evaluate, Expand, and Repeat

V. SOURCES AND INSTRUCTIONAL MEDIAS

Learning Resources : - Teacher and video (digital story by Ratminingsih, Budasi, & Puspayanti.

- PPT Slides: <http://bit.ly/2HkIW1h>

Instructional Media : Local Culture-Based Digital Story entitled The Legend of Bali Strait

Instructional Activity :

STAGES	ACTIVITIES	TIMES
Pre-Activity	<ul style="list-style-type: none"> • Teacher comes to the class and greets the students. • Teacher asks the students' condition. • Teacher checks the students' attendance. • Teacher conducts the pray before the lesson begin. • Teacher asks the students readiness • Students are given apperception • Teacher shows picture of <i>genta</i> and <i>brahmana</i> • Teacher shows the picture of Java and Bali islands and guides the students to the story and tells the lesson objectives. 	5 minutes
Whilst	<p>Teacher shows the digital story entitled The Legend of Bali Strait to the students through dialogic reading technique (PEER techniques)</p> <p>PEER Techniques</p> <ol style="list-style-type: none"> a. Prompt <p>... a connection after tell a sequence of story to the students. They make a conversation through completion, recall, open-ended, WH-question, and distancing)</p> <ol style="list-style-type: none"> b. Evaluate <p>... rates the students answer from the prompt or etc.</p> <ol style="list-style-type: none"> c. Expand <p>... cts or relates the situation in the story with the real-life experience.</p> <ol style="list-style-type: none"> d. Repeat <p>Teacher repeats the above sequences until the end of the story.</p>	25 minutes

Post Activities	<ul style="list-style-type: none"> • Teacher asks the students' understanding about the material. • Teacher asks some students to conclude the lesson. • Teacher clarifies and give a brief emphasize • Students tell their feelings about the lesson. • Teacher ends the class by praying 	5 minutes
-----------------	---	-----------

List of questions

SCENE 1

1. Where was their house?
2. What are the characteristics of Sidi Mantra? / What was Sidi Mantra like?
3. Who was Manik Angkeran?

SCENE 2

1. What is gambling?
2. What is cockfighting?
3. Is there any gambling in Bali?
4. What is it called?
5. Is it good?
6. Was Manik Angkeran naughty?

SCENE 3

1. Why did Manik Angkeran cry?
2. Does his father have money?
3. Do you ever cried to ask for money to your parents?

SCENE 4

1. What did Sidi Mantra do at night?
2. Sidi Mantra asked for.....

3. What did Manik Angkeran do?

SCENE 5

1. Where did Sidi Mantra go?
2. What did he bring?
3. What kind of animals did he see?
4. There was a snake the tree.

SCENE 6

1. Who is the name of the dragon?
2. Were Naga Basuki's scales made from gold?
3. What did Naga Basuki give to Sidi Mantra?
4. Sidi Mantra rang the

SCENE 7

1. Did Sidi Mantra give all the coins to Manik Angkeran?
2. What kind of promise that Manik Angkeran give to his father?

SCENE 8

1. What is the Indonesian of "lost"?
2. He bet Cock fighting.

SCENE 9

1. What did Manik Angkeran do while his father was sleeping?
2. What did Manik Angkeran stole?



SECOND LESSON PLAN FOR CONTROL GROUP

School : Primary School
Subject : English
Class : VI
Topic : Narrative Text
Time Allotment : 1 x 35 minutes

I. INDICATOR

1.5. To mention the detail information of narrative text entitled The Legend of Bali Strait. (characters, characterization, setting of the story (place and time)).

1.6. To match the detail information of narrative text entitled The Legend of Bali Strait. (characters, characterization, setting of the story (place and time)).

II. LEARNING OBJECTIVES

2.5. Through dialogic reading, students are able to mention the detail information of narrative text entitled The Legend of Bali Strait. (characters, characterization, setting of the story (place and time)).

2.6. Through dialogic reading, students are able to match the detail information of narrative text entitled The Legend of Bali Strait. (characters, characterization, setting of the story (place and time)).

III. INSTRUCTIONAL MATERIALS

1. Topic

Narrative Text entitled The Legend of Bali Strait

2. Main Material

Attached

3. Social Function

- a) To entertain the readers
- b) To give information about the story of The Legend of Bali Strait

4. Text Structure

- a. Title
- b. Orientation
- c. Complication (Problem)
- d. Resolution

5. Language Features

Simple Past Tense

S + V2 + Complement / S + be was/were) + adjective/noun

6. Source

Storybook entitled The Legend of Bali Strait by Ni Made Ratminingsih, I Gede Budasi, & Luh Gede Puspayanthi.

IV. INSTRUCTIONAL METHODS

1. **Method** : Dialogic Reading
2. **Techniques** : Prompt, Evaluate, Expand, and Repeat

V. SOURCES AND INSTRUCTIONAL MEDIAS

Learning Resources : Teacher and storybook by Ratminingsih, Budasi, & Puspayanti.

Instructional Media : Local Culture-Based Storybook entitled The Legend of Bali Strait

Instructional Activity:

STAGES	ACTIVITIES	TIMES
Pre-Activity	<ul style="list-style-type: none"> • Teacher comes to the class and greets the students. • Teacher asks the students' condition. • Teacher checks the students' attendance. • Teacher conducts the pray before the lesson begin. • Teacher asks the students readiness • Students are given apperception • Teacher divides the students into four groups. • Teacher gives puzzle of four pictures (<i>genta</i>, dragon, cock, Bali strait) <p><i>(attached in appendices)</i></p> <ul style="list-style-type: none"> • Teacher gives instruction to the students. • Teacher leads the students to finish the puzzle. • Teacher explains the pictures and tells the lesson objectives. 	5 minutes
Whilst	<p>Together with the students, the teacher reads the story entitled The Legend of Bali Strait through dialogic reading technique (PEER techniques)</p> <p>PEER Techniques</p> <ol style="list-style-type: none"> a. Prompt <p>Establishes a connection after tell a sequence of story to the students. They make a conversation through completion, recall, open-ended, WH-question, and distancing)</p> <ol style="list-style-type: none"> b. Evaluate <p>Evaluates the students answer from the prompt or etc.</p> <ol style="list-style-type: none"> c. Expand 	25 minutes

	<p>cts or relates the situation in the story with the real-life experience.</p> <p>d. Repeat</p> <p>s the above sequences until the end of the story.</p>	
Post Activities	<ul style="list-style-type: none"> • Teacher asks the students' understanding about the material. • Teacher asks some students to conclude the lesson. • Teacher clarifies and give a brief emphasize • Students tell their feelings about the lesson. • Teacher ends the class by praying 	5 minutes

LIST OF QUESTIONS

SCENE 10

1. When did Manik Angkeran go to Mount Agung?
2. What happened after he rang the genta?
3. What is "horrified" in Bahasa Indonesia? (surprised)
4. What made Naga Basuki to come out?
5. Did Naga Basuki give the coins to Manik Angkeran?

SCENE 11

1. Did Manik Angkeran feel that the coins were enough for him?
2. He was amazed to see Naga Basuki's (tail)
3. The tail was made from ...(gold)
4. When did Manik Angkeran cut Naga Basuki's tail?
5. Can you mention one animal which has a long tail?

SCENE 12

1. What was Naga Basuki feeling?
2. What is “spouted” in Bahasa Indonesia? menyemburkan
3. In a moment, Manik Angkeran became (ashes)
4. What is “ashes” in Bahasa Indonesia? (abu)
5. What were not burned at that time?

SCENE 13

1. What did Sidi Mantra hear?
2. How was Sidi Mantra feeling?
3. What did he do then?

SCENE 14

1. Did Naga Basuki turn Manik Angkeran alive again?
2. What did Naga Basuki tell to Manik Angkeran?

SCENE 15

1. What did Sidi Mantra tell to Manik Angkeran?
2. Did he agree with that?
3. Sidi Mantra hit the ground with his..... (stick)

SCENE 16

1. What happened after Sidi Mantra hit the ground?
2. What came out from the ground? --- (clue) is that fire or water?
3. Until then, it became a (sea)
4. Today, the sea is known as (Bali Strait)

PICTURES









SECOND LESSON PLAN FOR EXPERIMENTAL GROUP

School : Primary School
Subject : English
Class : VI
Topic : Narrative Text
Time Allotment : 1 x 35 minutes

I. INDICATOR

- 1.7. To mention the detail information of narrative text entitled The Legend of Bali Strait. (characters, characterization, setting of the story (place and time)).
- 1.8. To match the detail information of narrative text entitled The Legend of Bali Strait. (characters, characterization, setting of the story (place and time)).

II. LEARNING OBJECTIVES

- 2.7. Through dialogic reading, students are able to mention the detail information of narrative text entitled The Legend of Bali Strait. (characters, characterization, setting of the story (place and time)).
- 2.8. Through dialogic reading, students are able to match the detail information of narrative text entitled The Legend of Bali Strait. (characters, characterization, setting of the story (place and time)).

III. INSTRUCTIONAL MATERIALS

1. Topic

Narrative Text entitled The Legend of Bali Strait

2. Main Material

Attached

3. Social Function

- a) To entertain the readers
- b) To give information about the story of The Legend of Bali Strait

4. Text Structure

- e. Title
- f. Orientation
- g. Complication (Problem)
- h. Resolution

5. Language Features

Simple Past Tense

S + V2 + Complement / S + be was/were) + adjective/noun

6. Source

Digital story entitled The Legend of Bali Strait by Ni Made Ratminingsih, I Gede Budasi, & Luh Gede Puspayanthi.

IV. INSTRUCTIONAL METHODS

- 1. **Method** : Dialogic Reading
- 2. **Techniques** : Prompt, Evaluate, Expand, and Repeat

V. SOURCES AND INSTRUCTIONAL MEDIAS

Learning Resources : Teacher and video (digital story by Ratminingsih, Budasi, & Puspayanti).

Instructional Media : Local Culture-Based Digital Story entitled The Legend of Bali Strait

Instructional Activity:

STAGES	ACTIVITIES	TIMES
Pre-Activity	<ul style="list-style-type: none"> • Teacher comes to the class and greets the students. • Teacher asks the students' condition. • Teacher checks the students' attendance. • Teacher conducts the pray before the lesson begin. • Teacher asks the students readiness • Students are given apperception • Teacher divides the students into four groups. • Teacher gives puzzle of four pictures (<i>genta</i>, dragon, cock, Bali strait) <i>(attached in appendices)</i> • Teacher gives instruction to the students. • Teacher leads the students to finish the puzzle. • Teacher explains the pictures and tells the lesson objectives. 	5 minutes
Whilst	<p>Teacher shows the digital story entitled The Legend of Bali Strait to the students through dialogic reading technique (PEER techniques)</p> <p>PEER Techniques</p> <ol style="list-style-type: none"> a. Prompt <p>Establishes a connection after tell a sequence of story to the students. They make a conversation through completion, recall, open-ended, WH-question, and distancing)</p> b. Evaluate <p>Evaluates the students answer from the prompt or etc.</p> c. Expand <p>Expands or relates the situation in the story with the real-life experience.</p> 	25 minutes

	<p>d. Repeat</p> <p>Teacher repeats the above sequences until the end of the story.</p>	
Post Activities	<ul style="list-style-type: none"> • Teacher asks the students' understanding about the material. • Teacher asks some students to conclude the lesson. • Teacher clarifies and give a brief emphasize • Students tell their feelings about the lesson. • Teacher ends the class by praying 	5 minutes

LIST OF QUESTIONS

SCENE 10

1. When did Manik Angkeran go to Mount Agung?
2. What happened after he rang the genta?
3. What is "horrified" in Bahasa Indonesia? (surprised)
4. What made Naga Basuki to come out?
5. Did Naga Basuki give the coins to Manik Angkeran?

SCENE 11

1. Did Manik Angkeran feel that the coins were enough for him?
2. He was amazed to see Naga Basuki's (tail)
3. The tail was made from ...(gold)
4. When did Manik Angkeran cut Naga Basuki's tail?
5. Can you mention one animal which has a long tail?

SCENE 12

1. What was Naga Basuki feeling?
2. What is "spouted" in Bahasa Indonesia? menyemburkan

3. In a moment, Manik Angkeran became (ashes)
4. What is “ashes” in Bahasa Indonesia? (abu)
5. What were not burned at that time?

SCENE 13

1. What did Sidi Mantra hear?
2. How was Sidi Mantra feeling?
3. What did he do then?

SCENE 14

1. Did Naga Basuki turn Manik Angkeran alive again?
2. What did Naga Basuki tell to Manik Angkeran?

SCENE 15

1. What did Sidi Mantra tell to Manik Angkeran?
2. Did he agree with that?
3. Sidi Mantra hit the ground with his..... (stick)

SCENE 16

1. What happened after Sidi Mantra hit the ground?
2. What came out from the ground? --- (clue) is that fire or water?
3. Until then, it became a (sea)
4. Today, the sea is known as (Bali Strait)

PICTURES









THIRD LESSON PLAN FOR CONTROL GROUP

School	: Primary School
Subject	: English
Class	: VI
Topic	: Narrative Text
Time Allotment	: 1 x 35 minutes

I. INDICATOR

- 1.9. To mention the detail information of narrative text entitled The Legend of Bali Strait. (characters, characterization, setting of the story (place and time)).
- 1.10. To match the detail information of narrative text entitled The Legend of Bali Strait. (characters, characterization, setting of the story (place and time)).

II. LEARNING OBJECTIVES

- 2.9. Through dialogic reading, students are able to mention the detail information of narrative text entitled The Legend of Bali Strait. (characters, characterization, setting of the story (place and time)).
- 2.10. Through dialogic reading, students are able to match the detail information of narrative text entitled The Legend of Bali Strait. (characters, characterization, setting of the story (place and time)).

III. INSTRUCTIONAL MATERIALS

1. Topic

Narrative Text entitled The Legend of Bali Strait

2. Main Material

Attached

3. Social Function

- a) To entertain the readers
- b) To give information about the story of The Legend of Bali Strait

4. Text Structure

- a. Title
- b. Orientation
- c. Complication (Problem)
- d. Resolution

5. Language Features

Simple Past Tense

S + V2 + Complement / S + be was/were) + adjective/noun

6. Source

Storybook entitled The Legend of Bali Strait by Ni Made Ratminingsih, I Gede Budasi, & Luh Gede Puspayanti.

IV. INSTRUCTIONAL METHODS

- 1. **Method** : Dialogic Reading
- 2. **Techniques** : Prompt, Evaluate, Expand, and Repeat

V. SOURCES AND INSTRUCTIONAL MEDIAS

Learning Resources : Teacher and storybook by Ratminingsih, Budasi, & Puspayanti.

Instructional Media : Local Culture-Based Storybook entitled The Legend of Bali Strait

Instructional Activity :

STAGES	ACTIVITIES	TIMES
Pre-Activity	<ul style="list-style-type: none"> • Teacher comes to the class and greets the students. • Teacher asks the students' condition. • Teacher checks the students' attendance. • Teacher conducts the pray before the lesson begin. • Teacher asks the students readiness • Students are given apperception • Teacher explains the pictures and tells the lesson objectives. 	5 minutes
Whilst	<p>Together with the students, teacher reads the story entitled The Legend of Bali Strait through dialogic reading technique (PEER techniques)</p> <p>PEER Techniques</p> <ol style="list-style-type: none"> a. Prompt as a connection after tell a sequence of story to the students. They make a conversation through completion, recall, open-ended, WH-question, and distancing) b. Evaluate rates the students answer from the prompt or etc. c. Expand cts or relates the situation in the story with the real-life experience. d. Repeat Teacher repeats the above sequences until the end of the story. 	25 minutes
Post Activities	<ul style="list-style-type: none"> • Teacher asks the students' understanding about the material. 	5 minutes

	<ul style="list-style-type: none"> • Teacher asks some students to conclude the lesson. • Teacher clarifies and give a brief emphasize • Students tell their feelings about the lesson. • Teacher ends the class by praying 	
--	---	--

LIST OF QUESTIONS

1. Please mention the characters in the story!
2. What were the characteristics of Sidi Mantra?
3. Do you think that Manik Angkeran was naughty?
4. Who liked gambling in the story?
5. What was stolen by Manik Angkeran?
6. Where di Manik Angkeran and Sidi Mantra go to meet Naga Basuki?
7. What made Naga Basuki angry to Manik Angkeran?
8. What did the part of Naga Basuki's body that cut by Manik Angkeran?
9. Where did the story take place?
10. Today, the sea is known as.....

THIRD LESSON PLAN FOR EXPERIMENTAL GROUP

School : Primary School
Subject : English
Class : VI
Topic : Narrative Text
Time Allotment : 1 x 35 minutes

I. INDICATOR

- 1.1 To mention the detail information of narrative text entitled The Legend of Bali Strait. (characters, characterization, setting of the story (place and time)).
- 1.2 To match the detail information of narrative text entitled The Legend of Bali Strait. (characters, characterization, setting of the story (place and time)).

II. LEARNING OBJECTIVES

- 2.1 Through dialogic reading, students are able to mention the detail information of narrative text entitled The Legend of Bali Strait. (characters, characterization, setting of the story (place and time)).
- 2.2 Through dialogic reading, students are able to match the detail information of narrative text entitled The Legend of Bali Strait. (characters, characterization, setting of the story (place and time)).

III. INSTRUCTIONAL MATERIALS

1. Topic

Narrative Text entitled The Legend of Bali Strait

2. Main Material

Attached

3. Social Function

- a) To entertain the readers
- b) To give information about the story of The Legend of Bali Strait

4. Text Structure

- a. Title
- b. Orientation
- c. Complication (Problem)
- d. Resolution

5. Language Features

Simple Past Tense

S + V2 + Complement / S + be was/were) + adjective/noun

6. Source

Digital story entitled The Legend of Bali Strait by Ni Made Ratminingsih, I Gede Budasi, & Luh Gede Puspayanthi.

IV. INSTRUCTIONAL METHODS

1. **Method** : Dialogic Reading
2. **Techniques** : Prompt, Evaluate, Expand, and Repeat

V. SOURCES AND INSTRUCTIONAL MEDIAS

Learning Resources : Teacher and video (digital story by Ratminingsih, Budasi, & Puspayanti).

Instructional Media : Local Culture-Based Digital Story entitled The Legend of Bali Strait

Instructional Activity:

STAGES	ACTIVITIES	TIMES
Pre-Activity	<ul style="list-style-type: none"> • Teacher comes to the class and greets the students. • Teacher asks the students' condition. • Teacher checks the students' attendance. • Teacher conducts the pray before the lesson begin. • Teacher asks the students readiness • Students are given apperception • Teacher explains the pictures and tells the lesson objectives. 	5 minutes
Whilst	<p>Teacher shows the digital story entitled The Legend of Bali Strait to the students through dialogic reading technique (PEER techniques)</p> <p>PEER Techniques</p> <ol style="list-style-type: none"> a. Prompt as a connection after tell a sequence of story to the students. They make a conversation through completion, recall, open-ended, WH-question, and distancing) b. Evaluate rates the students answer from the prompt or etc. c. Expand cts or relates the situation in the story with the real-life experience. d. Repeat Teacher repeats the above sequences until the end of the story. 	25 minutes
Post Activities	<ul style="list-style-type: none"> • Teacher asks the students' understanding about the material. 	5 minutes

	<ul style="list-style-type: none"> • Teacher asks some students to conclude the lesson. • Teacher clarifies and give a brief emphasize • Students tell their feelings about the lesson. • Teacher ends the class by praying 	
--	---	--

LIST OF QUESTIONS

1. Please mention the characters in the story!
2. What were the characteristics of Sidi Mantra?
3. Do you think that Manik Angkeran was naughty?
4. Who liked gambling in the story?
5. What was stolen by Manik Angkeran?
6. Where di Manik Angkeran and Sidi Mantra go to meet Naga Basuki?
7. What made Naga Basuki angry to Manik Angkeran?
8. What did the part of Naga Basuki's body that cut by Manik Angkeran?
9. Where did the story take place?
10. Today, the sea is known as.....

**Appendix 5 Students' Summative Score, Normality and Homogeneity
before Treatment**

- Students' Summative Score

No	Group			
	Experimental		Control	
1	Student 1	87.00	Student 1	67.00
2	Student 2	83.00	Student 2	77.00
3	Student 3	80.00	Student 3	70.00
4	Student 4	67.00	Student 4	77.00
5	Student 5	73.00	Student 5	83.00
6	Student 6	73.00	Student 6	80.00
7	Student 7	67.00	Student 7	70.00
8	Student 8	73.00	Student 8	77.00
9	Student 9	93.00	Student 9	87.00
10	Student 10	93.00	Student 10	83.00
11	Student 11	80.00	Student 11	73.00
12	Student 12	83.00	Student 12	90.00
13	Student 13	87.00	Student 13	67.00
14	Student 14	73.00	Student 14	77.00
15	Student 15	77.00	Student 15	70.00
16	Student 16	80.00	Student 16	80.00
17	Student 17	77.00	Student 17	90.00
18	Student 18	67.00	Student 18	83.00
19	Student 19	90.00	Student 19	90.00

20	Student 20	87.00	Student 20	87.00
21	Student 21	93.00	Student 21	73.00
22	Student 22	67.00	Student 22	83.00
23	Student 23	80.00	Student 23	80.00
24	Student 24	83.00	Student 24	77.00
25	Student 25	83.00	Student 25	80.00
26	Student 26	80.00	Student 26	77.00
27	Student 27	73.00	Student 27	80.00
28	Student 28	83.00	Student 28	83.00
29	Student 29	83.00	Student 29	70.00
30	Student 30	90.00	Student 30	73.00
31	Student 31	80.00	Student 31	80.00
32	Student 32	83.00	Student 32	67.00
33	Student 33	90.00	Student 33	90.00
34	Student 34	83.00	Student 34	80.00
35	Student 35	77.00	Student 35	87.00
36	Student 36	77.00	Student 36	83.00
37	Student 37	87.00	Student 37	87.00
38	Student 38	90.00	Student 38	80.00

Case Processing Summary

		Cases					
		Valid		Missing		Total	
	Group	N	Percent	N	Percent	N	Percent
Score	SD Lab Undiksha	38	100.0%	0	0.0%	38	100.0%
	SD 04 Kaliuntu	38	100.0%	0	0.0%	38	100.0%

Tests of Normality

	Group	Kolmogorov-Smirnov ^a			Shapiro-Wilk		
		Statistic	df	Sig.	Statistic	df	Sig.
Score	SD Lab Undiksha	.113	38	.200*	.948	38	.076
	SD 04 Kaliuntu	.128	38	.119	.945	38	.061

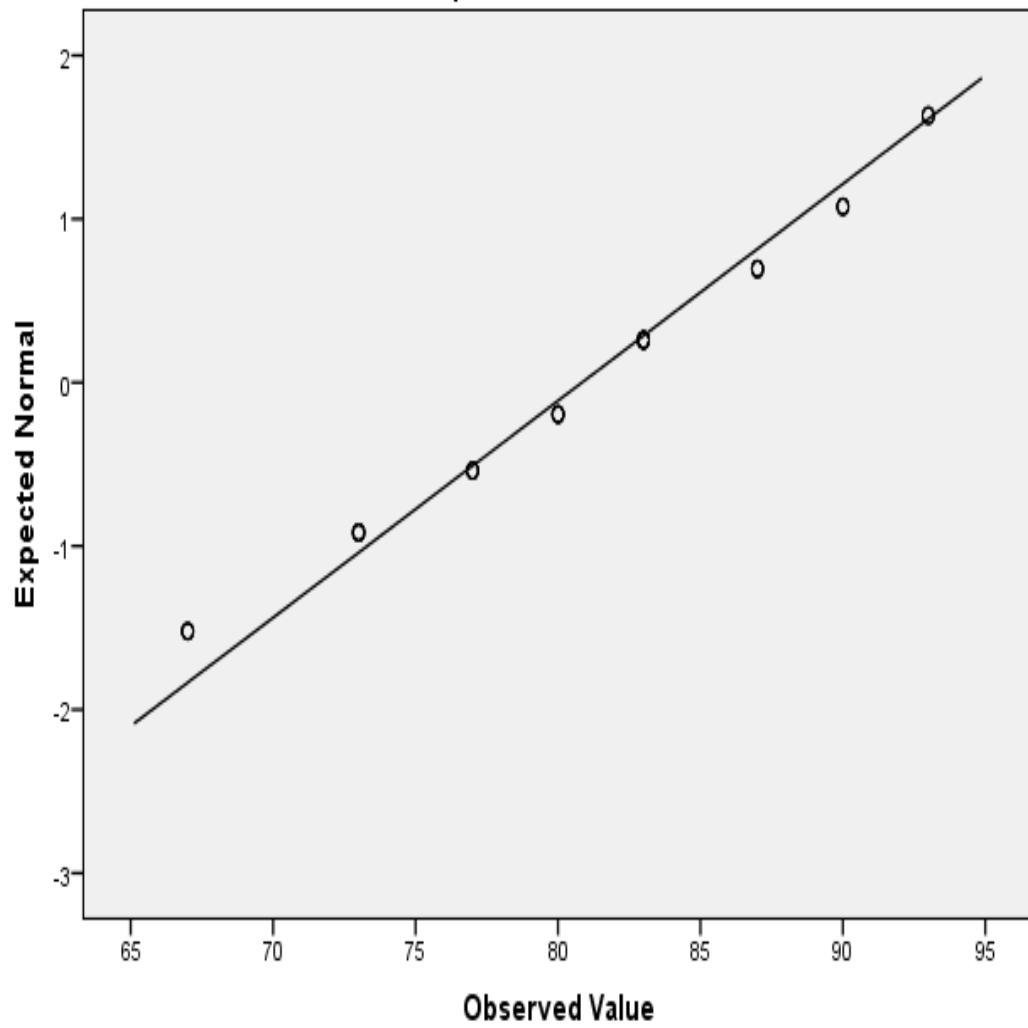
*. This is a lower bound of the true significance.

a. Lilliefors Significance Correction

Score

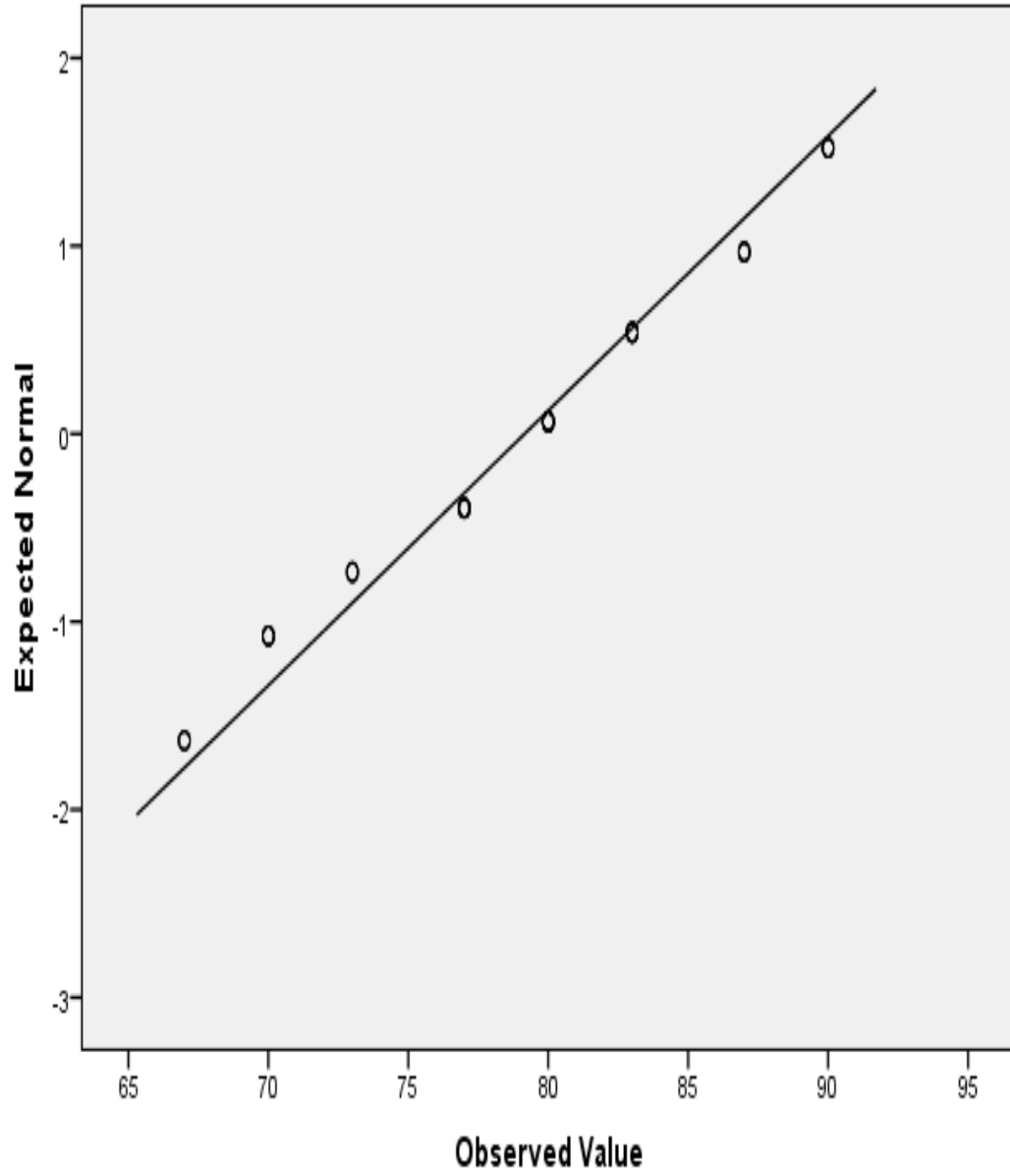
Normal Q-Q Plots

Normal Q-Q Plot of Score
for Group= SD Lab Undiksha



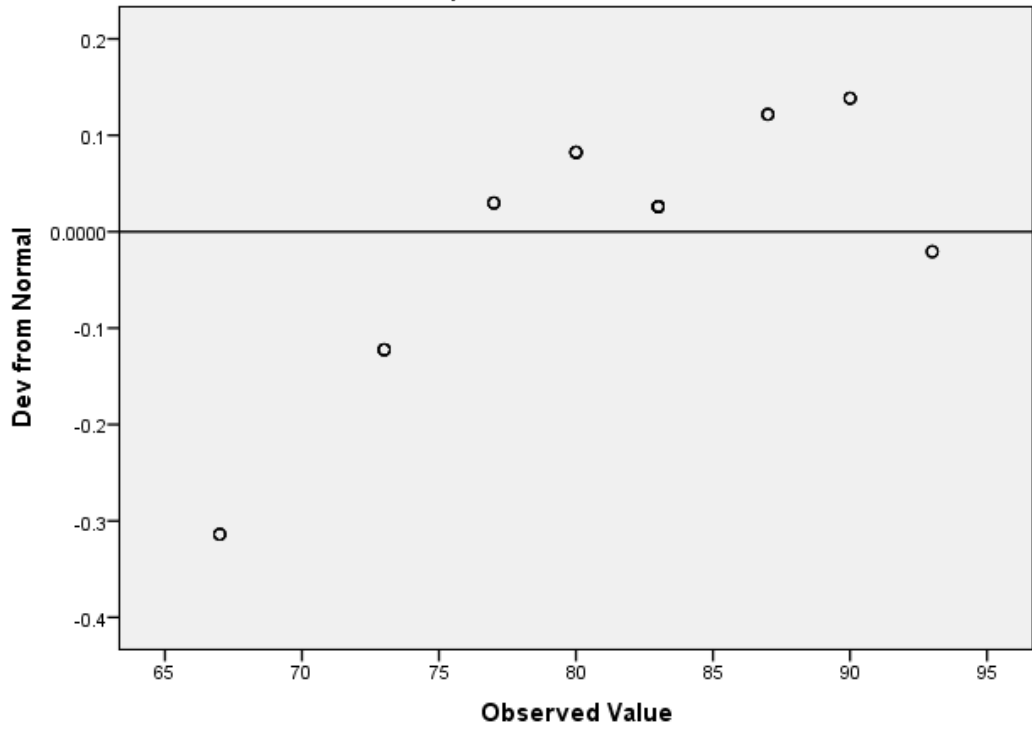
Normal Q-Q Plot of Score

for Group= SD 04 Kaliuntu



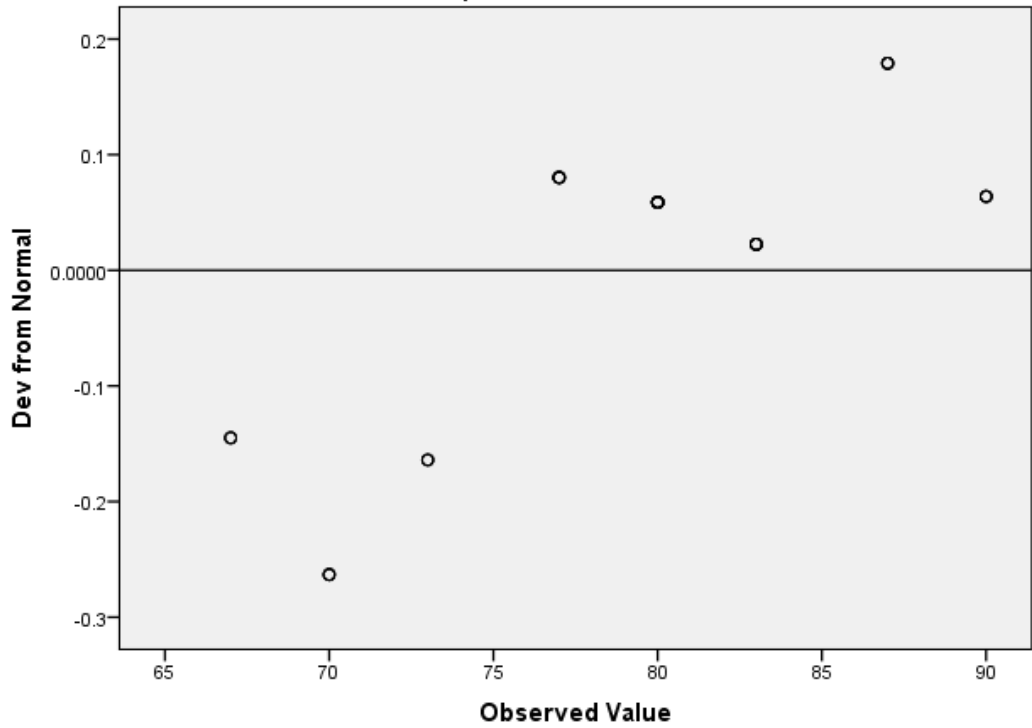
Detrended Normal Q-Q Plot of Score

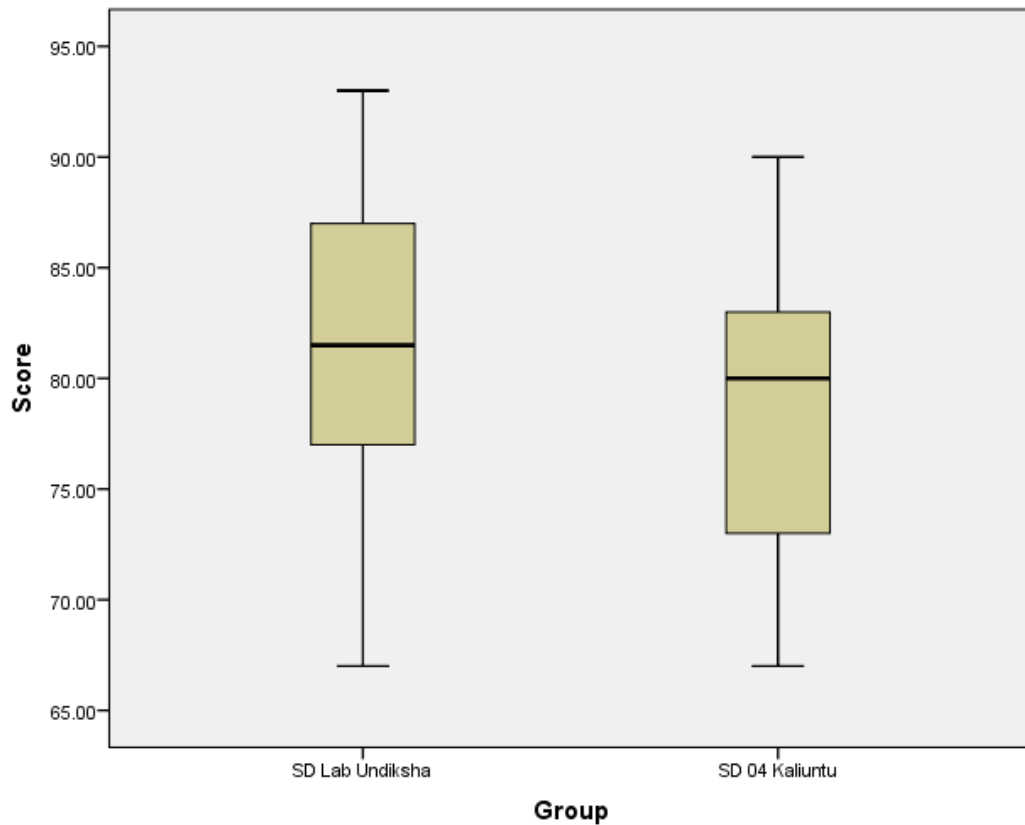
for Group= SD Lab Undiksha



Detrended Normal Q-Q Plot of Score

for Group= SD 04 Kaliuntu





Oneway

Notes

Output Created	13-MAY-2019 19:04:26	
Comments		
Input	Active Dataset	DataSet2
	Filter	<none>
	Weight	<none>
	Split File	<none>
	N of Rows in Working Data File	76
Missing Value Handling	Definition of Missing	User-defined missing values are treated as missing.

	Cases Used	Statistics for each analysis are based on cases with no missing data for any variable in the analysis.
Syntax		ONEWAY Score BY Group /STATISTICS HOMOGENEITY /MISSING ANALYSIS.
Resources	Processor Time	00:00:00.00
	Elapsed Time	00:00:00.09

Test of Homogeneity of Variances

Score

Levene Statistic	df1	df2	Sig.
.330	1	74	.567

ANOVA

Score

	Sum of Squares	df	Mean Square	F	Sig.
Between Groups	53.895	1	53.895	1.040	.311
Within Groups	3836.105	74	51.839		
Total	3890.000	75			

T-TEST GROUPS=Group(1 2)

/MISSING=ANALYSIS

/VARIABLES=Score

/CRITERIA=CI(.95).

T-Test

Notes

Output Created		13-MAY-2019 19:04:40
Comments		
Input	Active Dataset	DataSet2
	Filter	<none>
	Weight	<none>
	Split File	<none>
	N of Rows in Working Data File	76
Missing Value Handling	Definition of Missing	User defined missing values are treated as missing.
	Cases Used	Statistics for each analysis are based on the cases with no missing or out-of-range data for any variable in the analysis.
Syntax		T-TEST GROUPS=Group(1 2) /MISSING=ANALYSIS /VARIABLES=Score /CRITERIA=CI(.95).
Resources	Processor Time	00:00:00.00
	Elapsed Time	00:00:00.00

Group Statistics

	Group	N	Mean	Std. Deviation	Std. Error Mean
Score	SD Lab Undiksha	38	80.8421	7.54277	1.22360
	SD 04 Kaliuntu	38	79.1579	6.83997	1.10959

Independent Samples Test

		Levene's Test for Equality of Variances		t-test for Equality of Means	
		F	Sig.	t	df
Score	Equal variances assumed	.330	.567	1.020	74
	Equal variances not assumed			1.020	73.303

Independent Samples Test

		t-test for Equality of Means		95% Confidence Interval of the Difference	
		Sig. (2-tailed)	Mean Difference	Std. Error Difference	Lower
Score	Equal variances assumed	.311	1.68421	1.65178	-1.60704
	Equal variances not assumed	.311	1.68421	1.65178	-1.60756

Independent Samples Test

t-test for Equality of Means

95% Confidence Interval of the Difference

Upper

Score	Equal variances assumed	4.97546
	Equal variances not assumed	4.97598



Student 14	1	1	1	1	1	1	1	1	1	1	1	1	1	1	1	1	1	1	1	1	1	100
Student 15	1	1	1	1	0	1	1	1	1	1	1	1	1	1	1	1	1	1	1	1	1	95
Student 16	0	1	1	1	1	1	1	0	0	1	1	1	1	1	1	1	1	1	1	1	1	85
Student 17	1	1	1	1	1	1	1	1	1	1	1	1	1	1	1	1	1	1	1	1	1	100
Student 18	0	1	1	1	1	1	1	0	1	1	1	1	0	1	0	1	1	1	1	1	1	80
Student 19	0	1	1	1	1	1	1	0	0	1	1	1	1	1	1	1	1	1	1	1	1	85
Student 20	1	0	1	1	1	1	0	0	0	1	1	0	0	1	0	1	1	1	1	1	1	65
Student 21	1	0	1	0	1	1	1	1	0	1	1	1	1	1	1	1	1	1	1	1	1	85
Student 22	0	0	1	0	1	1	1	1	1	1	1	1	1	1	1	1	1	1	1	1	1	85
Student 23	1	0	1	0	0	1	1	1	0	1	1	1	1	1	1	0	1	1	0	1	1	75
Student 24	1	0	1	1	1	0	0	0	1	1	1	1	0	1	0	0	0	1	1	1	1	60
Student 25	1	1	1	1	1	1	1	1	1	1	1	1	1	1	1	1	1	1	1	1	1	100
Student 26	1	1	1	1	1	1	1	1	1	1	1	1	1	1	1	1	1	1	1	1	1	100
Student 27	0	1	1	1	1	1	1	0	0	1	1	1	1	1	1	1	1	1	1	1	1	85
Student 28	0	0	1	1	1	1	0	0	1	0	1	0	1	1	0	1	1	1	1	1	1	65
Student 29	1	1	1	1	1	1	1	1	0	1	1	0	1	1	0	1	1	1	1	1	1	85

Student 30	1	1	1	1	1	1	1	1	1	0	1	1	0	1	1	0	1	1	1	1	1	85
Student 31	0	1	1	1	1	1	1	1	1	0	1	1	1	1	1	1	1	1	1	1	1	90
Student 32	0	1	1	1	0	1	1	0	1	1	1	1	0	0	1	1	1	1	1	1	1	75
Student 33	1	1	1	1	1	1	0	0	1	0	1	1	1	1	1	1	1	1	1	1	1	85



Student 30	1	1	1	1	1	1	1	0	0	1	1	0	0	1	0	1	1	1	1	0	70
Student 31	1	1	1	1	1	1	1	0	0	1	1	0	1	1	0	1	1	1	1	1	80
Student 32	1	1	1	1	1	1	1	1	1	1	1	1	1	1	1	1	1	1	1	1	100
Student 33	1	1	1	1	1	0	1	0	1	1	1	1	1	1	1	1	1	1	1	1	90
Student 34	1	1	1	1	1	1	1	0	1	1	1	1	1	1	1	1	1	1	1	1	95



Appendix 8 Descriptive Statistical Analysis after Treatment

```
SAVE TRANSLATE OUTFILE='D:\ARCHIVE\SPSS\Kris\Posttest\New Data.xlsx'
  /TYPE=XLS
  /VERSION=12
  /MAP
  /FIELDNAMES VALUE=NAMES
  /CELLS=VALUES.
```

Data written to D:\ARCHIVE\SPSS\Kris\Posttest\New Data.xlsx.

2 variables and 68 cases written to range: SPSS.

Variable: Score Type: Number Width: 8 Dec: 2

Variable: Group Type: Number Width: 8 Dec: 2

```
EXAMINE VARIABLES=Score BY Group
```

```
  /PLOT BOXPLOT NPLOT
```

```
  /COMPARE GROUPS
```

```
  /STATISTICS DESCRIPTIVES
```

```
  /CINTERVAL 95
```

```
  /MISSING LISTWISE
```

```
  /NOTOTAL.
```

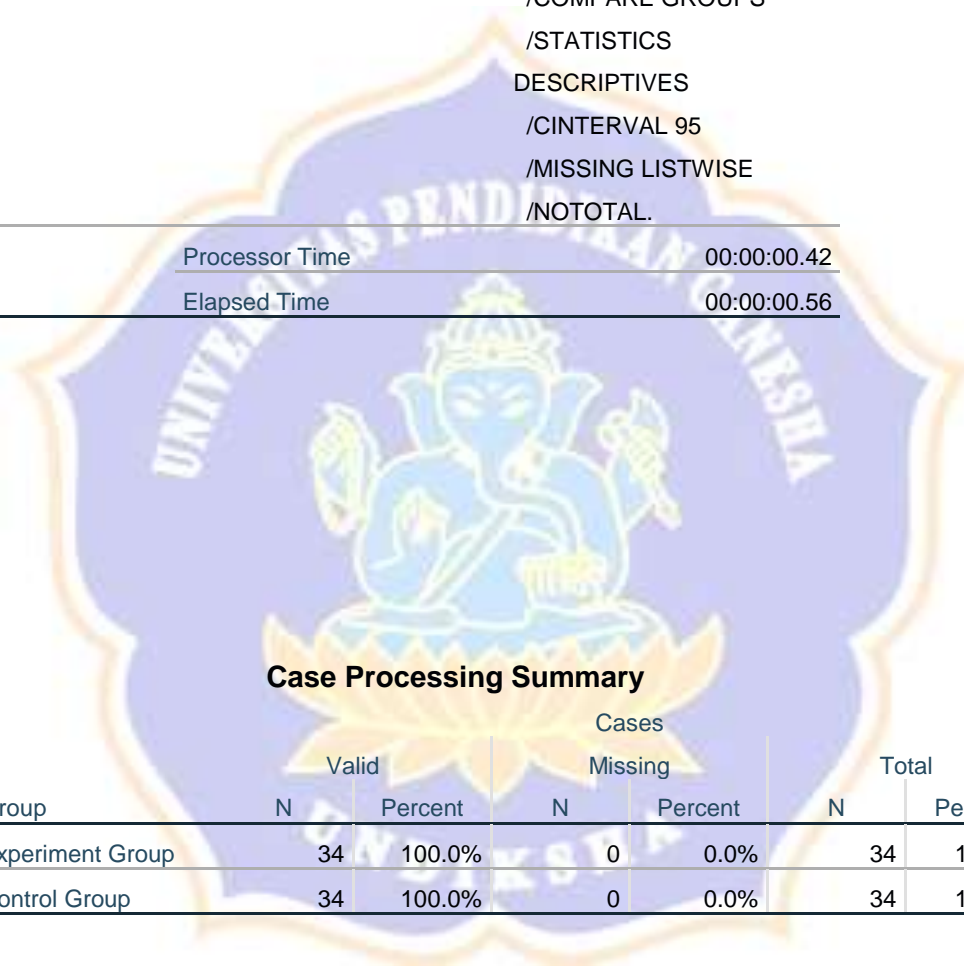
Explore

Notes

Output Created	31-MAY-2019 21:48:03	
Comments		
Input	Active Dataset	DataSet0
	Filter	<none>
	Weight	<none>
	Split File	<none>
	N of Rows in Working Data	68
File		
Missing Value Handling	Definition of Missing	User-defined missing values for dependent variables are treated as missing.

Cases Used	Statistics are based on cases with no missing values for any dependent variable or factor used.				
Syntax	<pre> EXAMINE VARIABLES=Score BY Group /PLOT BOXPLOT NPLOT /COMPARE GROUPS /STATISTICS DESCRIPTIVES /CINTERVAL 95 /MISSING LISTWISE /NOTOTAL. </pre>				
Resources	<table border="1"> <tr> <td>Processor Time</td> <td>00:00:00.42</td> </tr> <tr> <td>Elapsed Time</td> <td>00:00:00.56</td> </tr> </table>	Processor Time	00:00:00.42	Elapsed Time	00:00:00.56
Processor Time	00:00:00.42				
Elapsed Time	00:00:00.56				

Group



Case Processing Summary

	Group	Cases					
		Valid		Missing		Total	
		N	Percent	N	Percent	N	Percent
Score	Experiment Group	34	100.0%	0	0.0%	34	100.0%
	Control Group	34	100.0%	0	0.0%	34	100.0%

Descriptives

Group	Statistic	Std. Error
Score	Experiment Group	
	Mean	86.6176
	95% Confidence Interval for Mean	1.67184
	Lower Bound	83.2163
	Upper Bound	90.0190
	5% Trimmed Mean	86.9608
	Median	85.0000

	Variance	95.031	
	Std. Deviation	9.74839	
	Minimum	65.00	
	Maximum	100.00	
	Range	35.00	
	Interquartile Range	15.00	
	Skewness	-.252	.403
	Kurtosis	-.594	.788
Control Group	Mean	80.5882	1.61825
	95% Confidence Interval for Mean	Lower Bound 77.2959	
		Upper Bound 83.8806	
	5% Trimmed Mean	80.4902	
	Median	80.0000	
	Variance	89.037	
	Std. Deviation	9.43596	
	Minimum	65.00	
	Maximum	100.00	
	Range	35.00	
	Interquartile Range	11.25	
	Skewness	.050	.403
	Kurtosis	-.659	.788

Tests of Normality

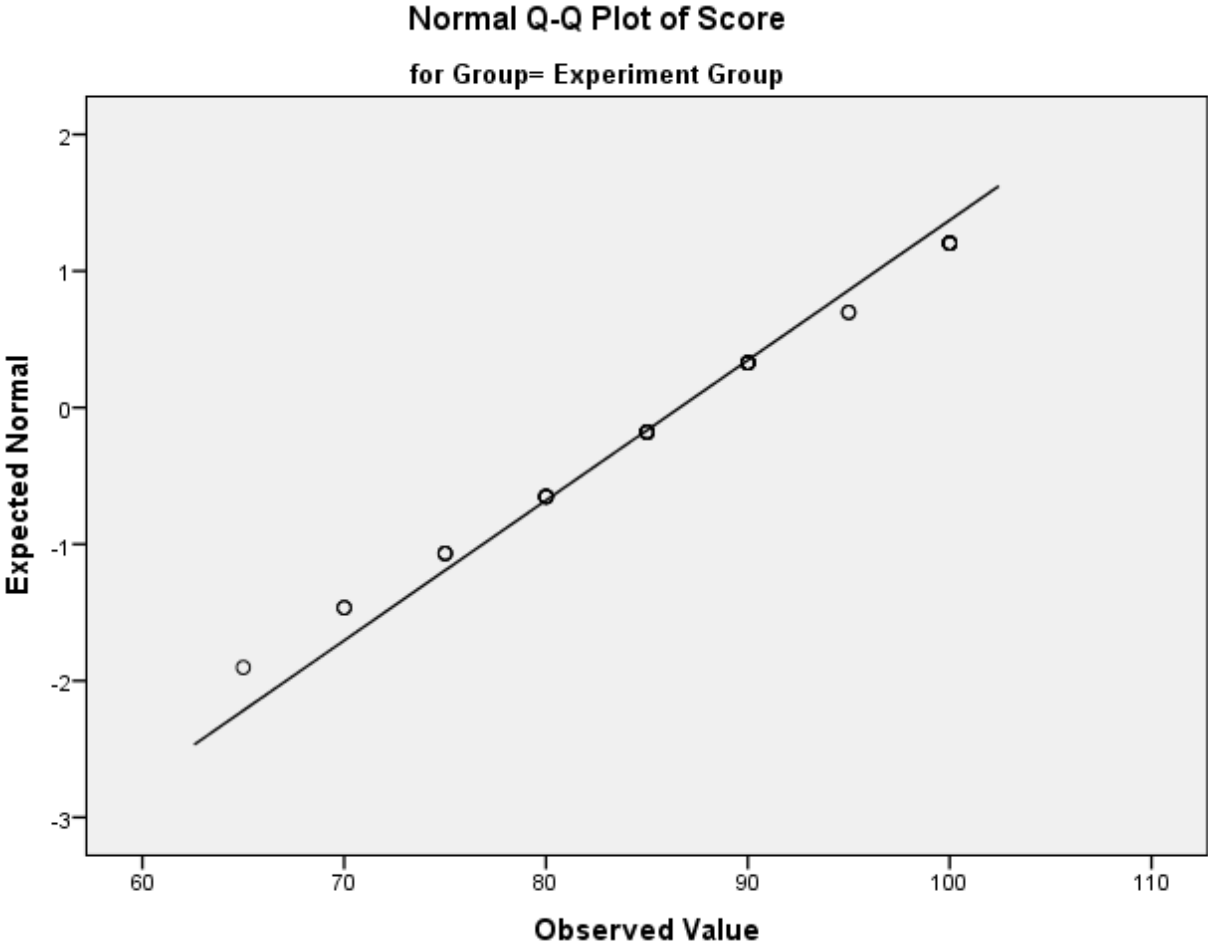
Group	Kolmogorov-Smirnov ^a			Shapiro-Wilk		
	Statistic	df	Sig.	Statistic	df	Sig.
Score Experiment Group	.121	34	.200*	.938	34	.053
Control Group	.135	34	.121	.955	34	.171

*. This is a lower bound of the true significance.

a. Lilliefors Significance Correction

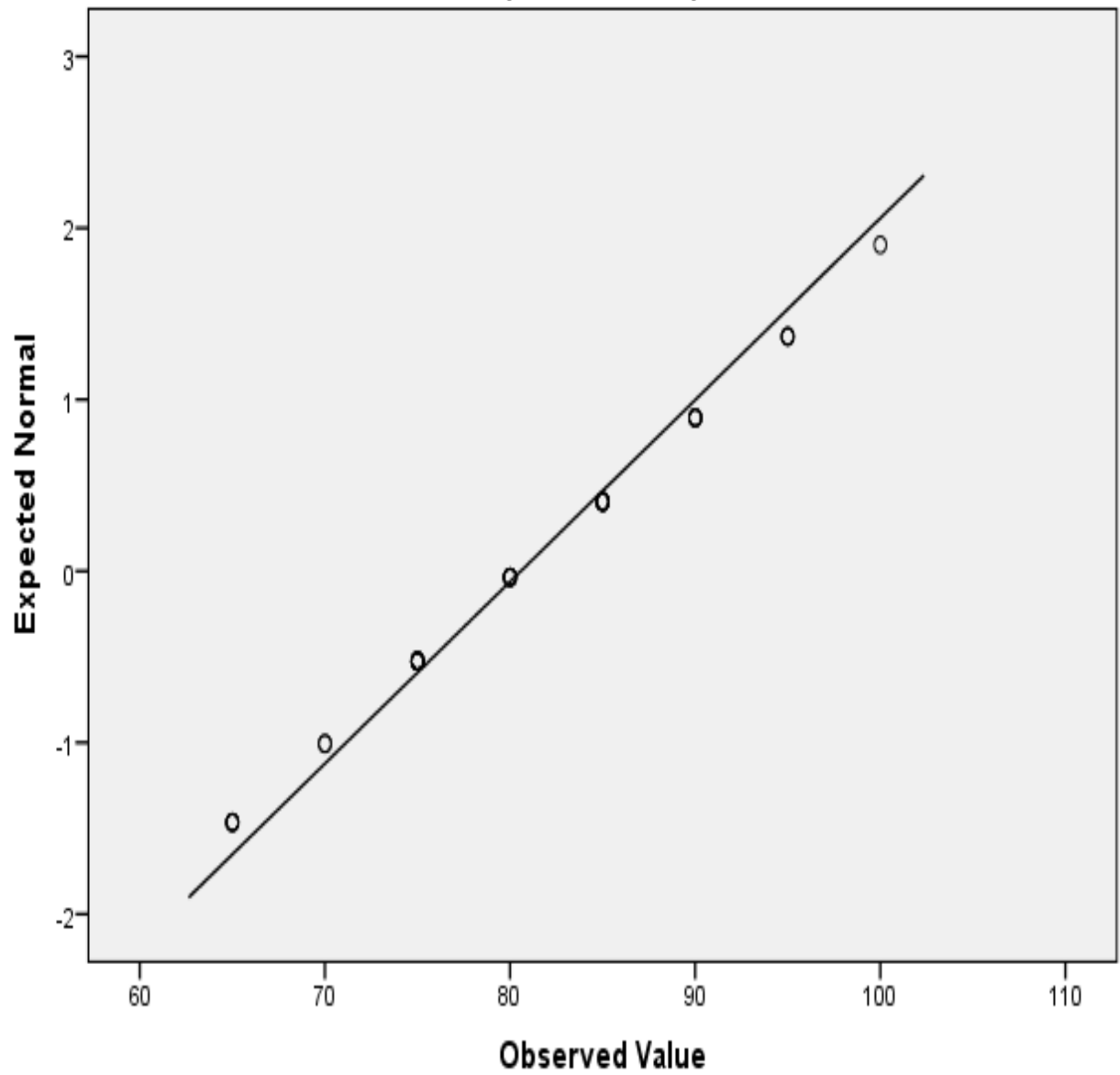
Score

Normal Q-Q Plots



Normal Q-Q Plot of Score

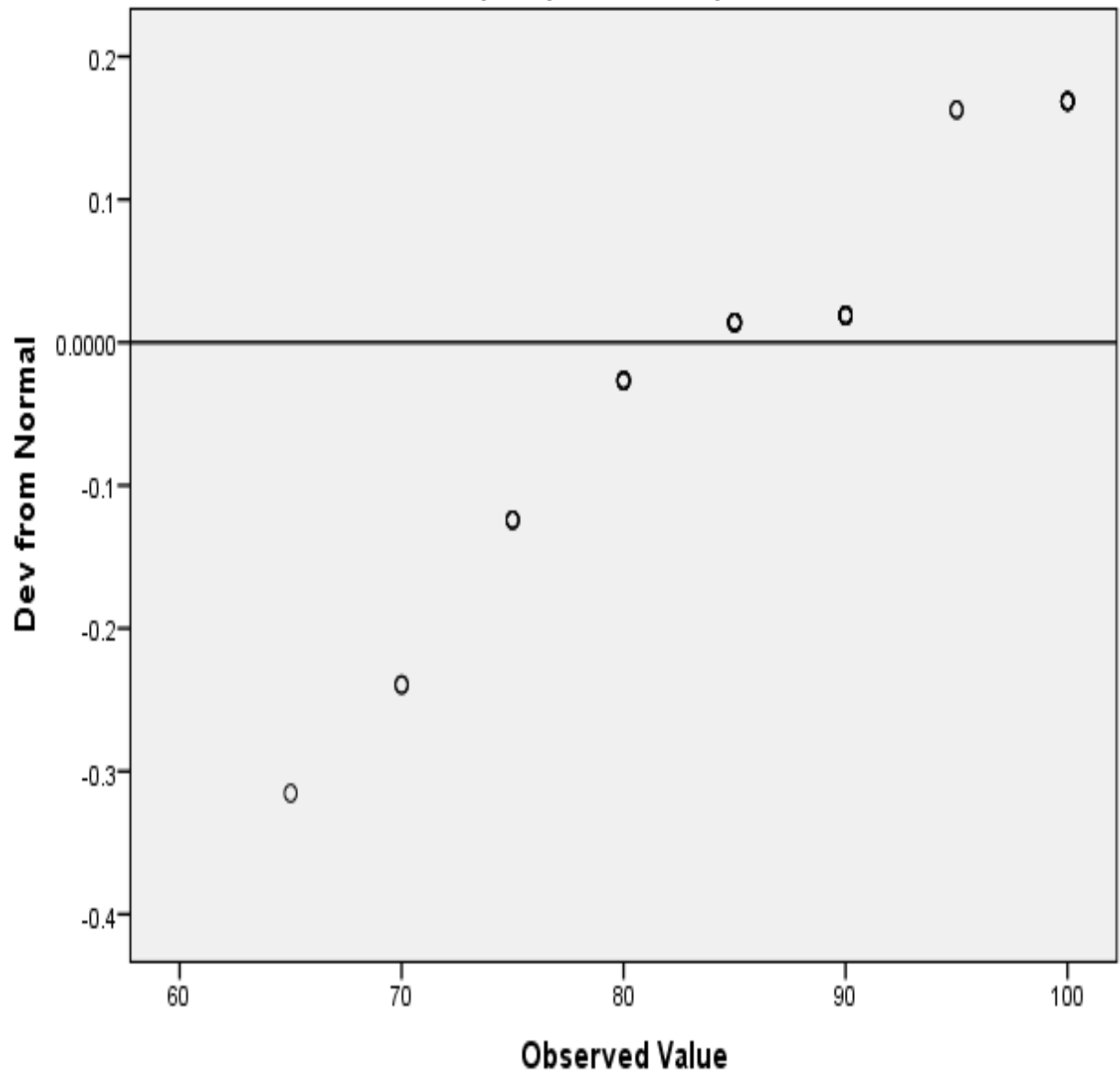
for Group= Control Group



Detrended Normal Q-Q Plots

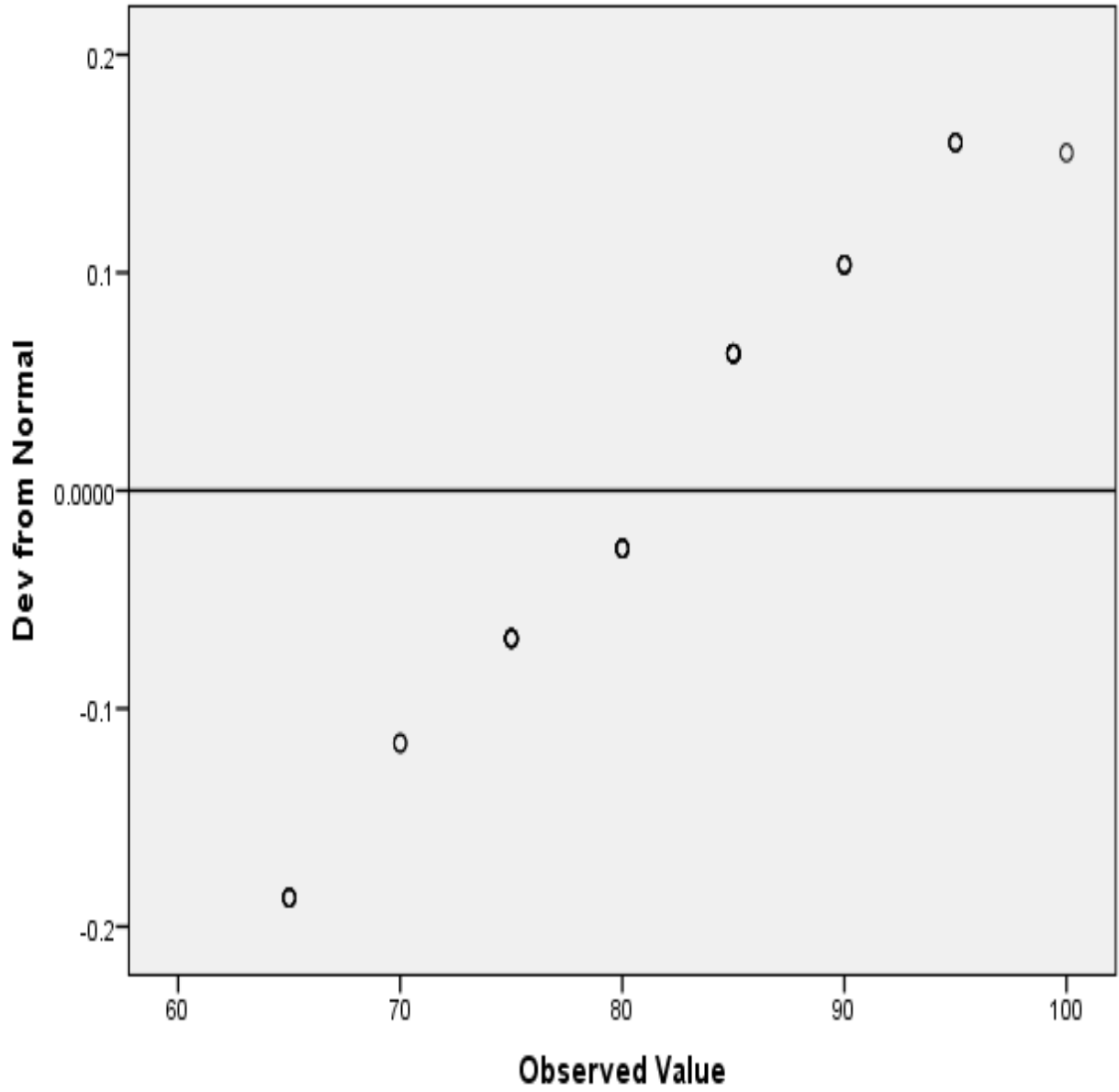
Detrended Normal Q-Q Plot of Score

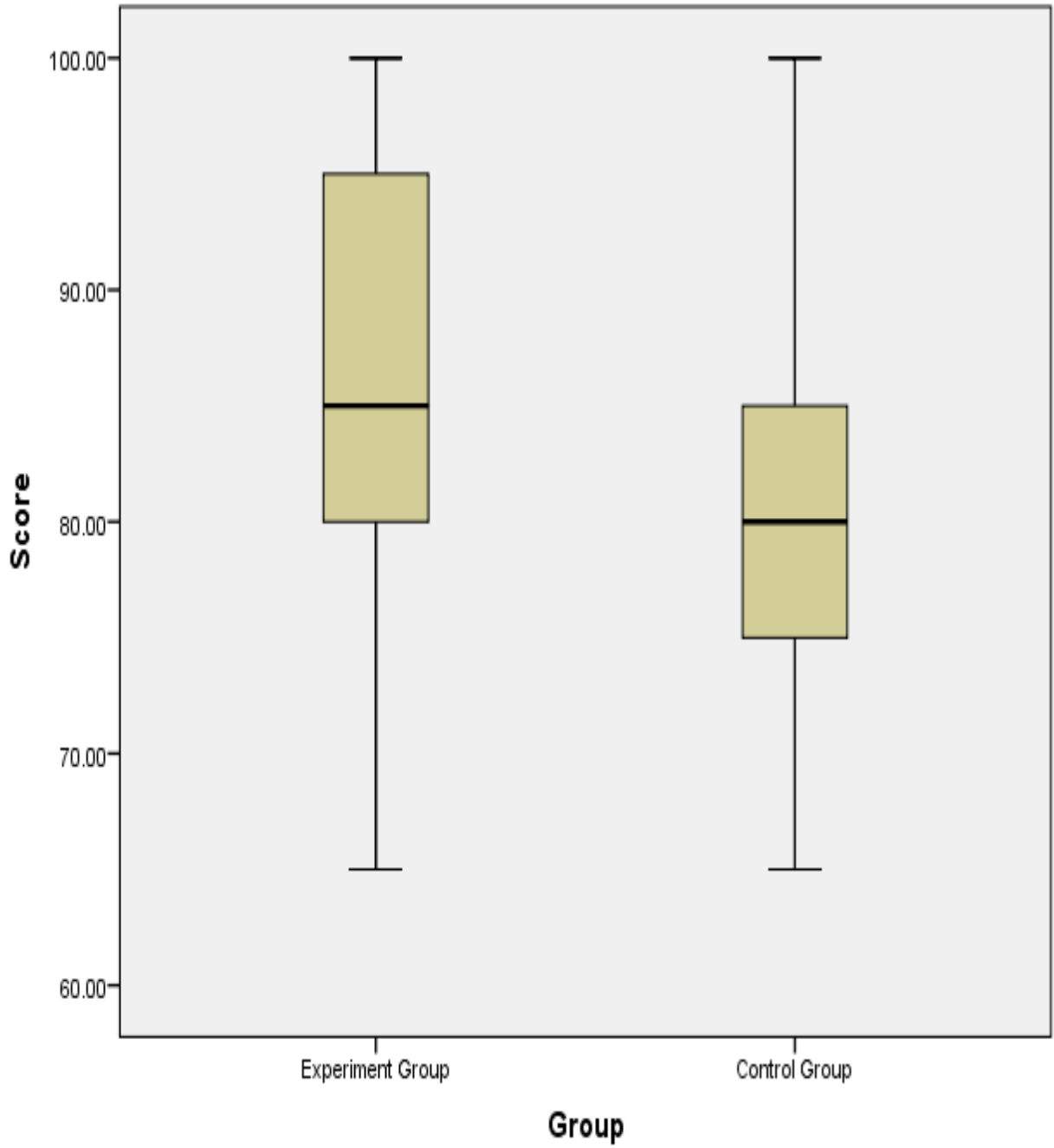
for Group= Experiment Group



Detrended Normal Q-Q Plot of Score

for Group= Control Group





ONEWAY Score BY Group
/STATISTICS HOMOGENEITY
/MISSING ANALYSIS.

Oneway

Notes		
Output Created	31-MAY-2019 21:48:08	
Comments		
Input	Active Dataset	DataSet0
	Filter	<none>
	Weight	<none>
	Split File	<none>
	N of Rows in Working Data File	68
Missing Value Handling	Definition of Missing	User-defined missing values are treated as missing.
	Cases Used	Statistics for each analysis are based on cases with no missing data for any variable in the analysis.
Syntax	ONEWAY Score BY Group /STATISTICS HOMOGENEITY /MISSING ANALYSIS.	
Resources	Processor Time	00:00:00.00
	Elapsed Time	00:00:00.01

Test of Homogeneity of Variances

Score

Levene Statistic	df1	df2	Sig.
.017	1	66	.896

ANOVA

Score

	Sum of Squares	df	Mean Square	F	Sig.
Between Groups	618.015	1	618.015	6.715	.012
Within Groups	6074.265	66	92.034		
Total	6692.279	67			

```
T-TEST GROUPS=Group(1 2)
/MISSING=ANALYSIS
/VARIABLES=Score
/CRITERIA=CI (.95) .
```

T-Test



Notes

Output Created	31-MAY-2019 21:48:14	
Comments		
Input	Active Dataset	DataSet0
	Filter	<none>
	Weight	<none>
	Split File	<none>
	N of Rows in Working Data File	68
Missing Value Handling	Definition of Missing	User defined missing values are treated as missing.
	Cases Used	Statistics for each analysis are based on the cases with no missing or out-of-range data for any variable in the analysis.

Syntax	T-TEST GROUPS=Group(1 2) /MISSING=ANALYSIS /VARIABLES=Score /CRITERIA=CI(.95).	
Resources	Processor Time	00:00:00.00
	Elapsed Time	00:00:00.01

Group Statistics

Group	N	Mean	Std. Deviation	Std. Error Mean
Score Experiment Group	34	86.6176	9.74839	1.67184
Control Group	34	80.5882	9.43596	1.61825

Independent Samples Test

		Levene's Test for Equality of Variances		t-test for Equality of Means	
		F	Sig.	t	df
Score	Equal variances assumed	.017	.896	2.591	66
	Equal variances not assumed			2.591	65.930

Independent Samples Test

		t-test for Equality of Means		
		Sig. (2-tailed)	Mean Difference	95% Confidence Interval of the Difference Lower
Score	Equal variances assumed	.012	6.02941	2.32675 1.38390
	Equal variances not assumed	.012	6.02941	2.32675 1.38381

Independent Samples Test

t-test for Equality of Means
95% Confidence Interval of the
Difference

Upper

Score	Equal variances assumed	10.67493
	Equal variances not assumed	10.67502



Appendix 9 Attachment Letters



PEMERINTAH KABUPATEN BULELENG
DINAS PENDIDIKAN PEMUDA DAN OLAAHRAGA
SD N 4 KALIUNTU KECAMATAN BULELENG
Jalan Dewi Sartika Utara No 37 Telp. (0362) 27006 Singaraja



SURAT KETERANGAN

Nomor ~~2018~~ 412/TU/2019

Yang bertanda tangan di bawah ini:

Nama : Ketut Suci Mertari, S.Pd.
NIP : 196407101994122001
Jabatan : Kepala Sekolah
Alamat : Jalan Dewi Sartika Utara, No.37, Singaraja

Menerangkan,

Nama : Komang Ayu Kris Utari
NIM : 1512021175
Program Studi/Fakultas : Pendidikan Bahasa Inggris/Bahasa dan Seni
Universitas : Universitas Pendidikan Ganesha – Singaraja

Bahwa mahasiswa tersebut di atas memang benar telah melaksanakan Penelitian pada tanggal 6 Mei s/d 30 Mei 2019 di SDN 4 Kaliuntu guna melengkapi data skripsi yang berjudul *The Effect of Local Culture-Based Digital Story of Legend on Students' Reading Competence in Buleleng District Primary Schools.*

Demikian surat keterangan ini dibuat untuk digunakan sebagaimana mestinya.

Singaraja, 30 Mei 2019

Kepala SD N 4 Kaliuntu


Ketut Suci Mertari, S.Pd
NIP. 19640710 199412 2 001





YAYASAN UNIVERSITAS PENDIDIKAN GANESHA
Akta Notaris Nomor : 19 Tanggal 9 Oktober 2015
**SEKOLAH DASAR (TERAKREDITASI A)
LABORATORIUM UNDIKSHA**

Sk. Kakanwil Depdikbud Propinsi Bali No. 144/I.19/Kep/I.1993 Tanggal 6 Desember 1993
ALAMAT : JALAN JATAYU No. 10 Singaraja TELEPON NO. : (0362) 22389

SURAT KETERANGAN
No. 72/SD/Lab. UNDIKSHA/TU/VI/2019

Yang bertanda tangan di bawah ini, Kepala SD Laboratorium Undiksha Singaraja :

Nama : I Putu Susila Darma, S.Pd., M.Pd.
NPY : 707 1127
Jabatan : Kepala Sekolah

menerangkan dengan sebenarnya bahwa nama di bawah ini :

Nama : Komang Ayu Kris Utari
NIM : 1512021175
Fakultas : Bahasa dan Seni
Jurusan : Bahasa Asing
Program Studi : Pendidikan Bahasa Inggris
Universitas : Pendidikan Ganesha

Memang benar telah melakukan kegiatan penelitian dengan judul **"The Effect of Local Culture-Based Digital Story of Legend on Students' Reading Competence in Buleleng District Primary Schools"** pada tanggal 6 Mei s.d 31 Mei 2019 di SD Lab. Undiksha.

Demikian surat keterangan ini dibuat untuk dapat dipergunakan sebagaimana mestinya.

Singaraja, 31 Mei 2019
Kepala SD Lab Undiksha Singaraja.

I Putu Susila Darma, S.Pd., M.Pd.
NPY 707 1127

Appendix 10 Documentation

Treatments in Control Group



Treatments in Experimental Group



Post-test in SD Lab Undiksha (Experimental Group)



Post-test in SDN 4 Kaliuntu (Control Group)



PERNYATAAN

Dengan ini saya menyatakan bahwa karya tulis yang berjudul “*The Effect of Local Culture-Based Digital Story of Legend on Students’ Reading Competence in Buleleng District Primary Schools*” beserta isinya adalah benar-benar karya sendiri dan saya tidak melakukan penjiplakan dan mengutip dengan cara-cara yang tidak sesuai dengan etika yang berlaku dalam masyarakat keilmuan. Atas pernyataan ini, saya siap menanggung resiko atau sanksi yang dijatuhkan kepada saya apabila pada kemudian hari ditemukan adanya pelanggaran atas etika keilmuan dalam karya saya ini, atau mengklaim terhadap keaslian karya saya ini.

Singaraja, September 2019

Yang membuat pernyataan

Komang Ayu Kris Utari

NIM.1512021175



RIWAYAT HIDUP



Komang Ayu Kris Utari lahir di Pancasari, 07 Januari 1998. Penulis merupakan anak ketiga dari pasangan I Ketut Nirka dan Ni Wayan Sudiasih. Penulis memeluk agama Hindu dan berkebangsaan Indonesia. Saat ini, penulis beralamat di Br. Sari Kauh, Dinas Dasong, Desa Pancasari, Kec.Sukasada, Kab.Buleleng, Bali.

Penulis menamatkan Sekolah Dasar di SDN 4 Pancasari pada tahun 2009, kemudian melanjutkan sekolah menengah pertama di SMPN 2 Sukasada dan lulus pada tahun 2012. Pada tahun 2015, penulis lulus dari sekolah menengah kejuruan di SMKN 3 Singaraja lalu melanjutkan pendidikan S1 di

Universitas Pendidikan Ganesha dengan mengambil Program Studi Pendidikan Bahasa Inggris. Pada bulan September 2019, penulis menyelesaikan tugas akhir berupa skripsi berjudul *“The Effect of Local Culture-Based Digital Story of Legend on Students’ Reading Competence in Buleleng District Primary Schools”*.

