

**THE EFFECT OF COMIC STRIPS IN TEACHING
NARRATIVE TEXT ON STUDENTS' READING
COMPREHENSION FOR EIGHTH GRADE OF JUNIOR
HIGH SCHOOL STUDENTS AT SMPN 1 NEGARA**



**PROGRAM STUDI PENDIDIKAN BAHASA INGGRIS
JURUSAN BAHASA ASING
FAKULTAS BAHASA DAN SENI
UNIVERSITAS PENDIDIKAN GANESHA
SINGARAJA
2019**

**THE EFFECT OF COMIC STRIPS IN TEACHING
NARRATIVE TEXT ON STUDENTS' READING
COMPREHENSION FOR EIGHTH GRADE OF JUNIOR
HIGH SCHOOL STUDENTS AT SMPN 1 NEGARA**

SKRIPSI

**Diajukan kepada
Universitas Pendidikan Ganesha
Untuk Memenuhi Salah Satu Persyaratan dalam
Menyelesaikan Program Sarjana Pendidikan Bahasa Inggris**

**Oleh
Komang Tri Utari Dewi
NIM 1512021094**

**PROGRAM STUDI PENDIDIKAN BAHASA INGGRIS
JURUSAN BAHASA ASING
FAKULTAS BAHASA DAN SENI
UNIVERSITAS PENDIDIKAN GANESHA
SINGARAJA**

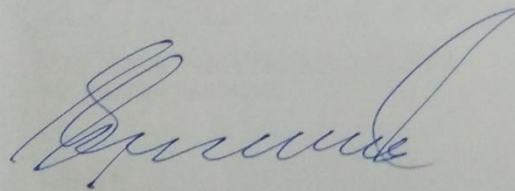
2019

SKRIPSI

**DIAJUKAN UNTUK MELENGKAPI TUGAS DAN
MEMENUHU SYARAT-SYARAT UNTUK MENCAPAI
GELAR SARJANA PENDIDIKAN**


Menyetujui

Pembimbing I,



I Putu Ngurah Wage Myartawan, S.Pd., M.Pd.
NIP. 198210052006041005


Pembimbing II,



I Nyoman Pasek Hadisaputra, S.Pd., M.Pd.
NIP. 197809182006041001

Skripsi oleh Komang Tri Utari Dewi
Telah dipertahankan di depan dewan penguji
Pada tanggal 10 Oktober 2019


Dewan Penguji,



Prof. Dr. I Nyoman Adi Jaya Putra, M.A.
NIP. 196202191987031001

(Ketua)


Penguji I,



Dr. Ni Made Ratminingsih, M.A.
NIP. 196609081991022002

(Anggota)


Penguji II,



I Putu Ngurah Wage Myartawan, S.Pd., M.Pd.
NIP. 198210052006041005

(Anggota)

Penguji III,



I Nyoman Pasek Hadisaputra, S.Pd., M.Pd.
NIP. 197809182006041001

(Anggota)

Diterima oleh Panitia Ujian Fakultas Bahasa dan Seni
Universitas Pendidikan Ganesha
guna memenuhi syarat-syarat untuk mencapai gelar sarjana pendidikan


Pada:

Hari : Jumat

Tanggal : 11 Oktober 2019


Mengetahui,

Ketua Ujian,



Prof. Dr. I Nyoman Adi Jaya Putra, M.A.
NIP. 196202191987031001

Sekretaris Ujian,



Luh Diah Surya Adnyani, S.Pd., M.Pd.
NIP. 198309232008122001

Mengesahkan
Dekan Fakultas Bahasa dan Seni



Prof. Dr. Made Sutama, M.Pd.
NIP. 196004241986031002

PERNYATAAN

Dengan ini saya menyatakan bahwa karya tulis yang berjudul "*The Effect of Comic Strips in Teaching Narrative Text as Media on Students' Reading Comprehension for Eighth Grade Junior High School Students at SMPN 1 Negara*" beserta seluruh isinya adalah benar-benar karya sendiri dan tidak ada melakukan penjiplakan dan pengutipan dengan cara-cara yang tidak sesuai dengan etika yang berlaku dalam masyarakat keilmuan. Atas pernyataan ini, saya siap menanggung risiko/sanksi yang dijatuhkan kepada saya apabila kemudian ditemukan adanya pelanggaran atas etika keilmuan dalam karya saya ini atau klaim terhadap keaslian karya saya ini.

Singaraja, 23 Oktober 2019

Yang membuat pernyataan,



METERAI
TEMPEL
20844AFF972389115
6000
ENAM RIBU RUPIAH

Komang Tri Utari Dewi

ACKNOWLEDGEMENT

First of all, praise to God Almighty, Ida Sang Hyang Widhi Wasa for the presence of plenty of mercy and his grace, so that the writer can complete the thesis with the title: The Effectiveness of Comic Strips in Teaching Narrative Text on Students' Reading Comprehension for Eighth Grades of Junior High School Students at SMPN 1 Negara.

The writer also admits that this thesis will never be well-accomplished without any motivation, support, and advice from some people. Here with the writer would like to express his gratitude and appreciation to all who have given motivation, advice, support and help. Her special thanks and deepest appreciation goes to:

1. My family who always give me endless support and love.
2. My supervisors, I Putu Ngurah Wage Myartawan, S.Pd., M.Pd. and I Nyoman Pasek Hadi Saputra, S.Pd., M.Pd. Thank you for always giving valuable advice, assistance, and encouragement in completing this thesis.
3. Dr. Ni Made Ratminingsih, M.A as the examiner of this study for the valuable suggestions to make this thesis much better.
4. I Made Riantori, S.Pd., M.Pd as the headmaster of SMPN 1 Negara and I Putu Eka Adi Sanjaya, S.Pd as the English Teacher in eighth classes at SMPN 1 Negara. By his permission, the writer can conduct the study without any burdening obstacles.
5. All of students in D and G classes for the participation of this study.
6. All of my friends. Thank you for always giving me support and motivation.

The writer realizes that this thesis is not perfect yet. Therefore, constructive criticism and suggestion from the readers are highly appreciated for the improvement of this thesis.

Singaraja, 11th October 2019

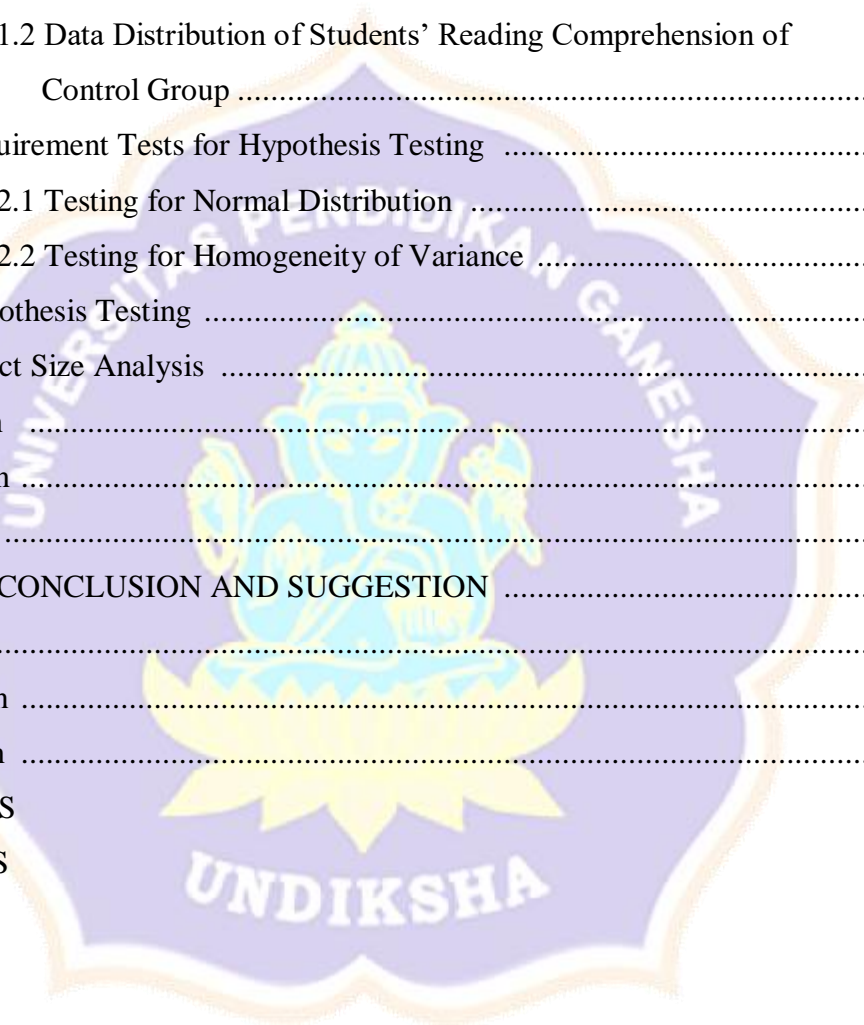
The Writer

TABLE OF COTENTS

ACKNOWLEDMENT	
ABSTRACT	
TABLE OF CONTENTS	
LIST OF TABLES	
LIST OF FIGURES	
LIST OF DIAGRAM	
LIST OF APPENDICES	
CHAPTER I	1
INTRODUCTION	1
1.1 Research Background	1
1.2 Identification of Problem	6
1.3 Research Scope	6
1.4 Statement of the Problem	6
1.5 Research Objective	7
1.6 Research Significance	7
1.6.1 Theoretical Significance	7
1.6.2 Practical Significance	8
CHAPTER II	9
LITERATURE REVIEW	9
2.1 Theoretical Review	9
2.1.1 Definition of Reading	9
2.1.2 Definition of Reading Comprehension	10
2.1.2.1 Five Levels of Reading Comprehension	11
2.1.3 Media in Language Teaching.....	17
2.1.4 Definition of Comic Strips.....	19
2.1.5 Definition of Printed Reading Passage	20
2.1.6 Definition of Narrative Text	21
2.1.7 Teaching Narrative by Using Comic Strips.....	21

2.1.8 Teaching Narrative Using Printed Reading Passage	22
2.2 Empirical Studies	24
2.3 Conceptual Framework	27
2.4 Research Hypothesis	29
CHAPTER III	30
RESEARCH METHOD.....	30
3.1 Place and Time.....	30
3.2 Research Design	30
3.3 Population and Sample	31
3.3.1 Population	31
3.3.2 Sample	32
3.4 The Internal and External Validity Control	33
3.5 Research Procedure.....	37
3.6 Research Variable	38
3.6.1 Conceptual Definition	38
3.6.2 Operational Definition	39
3.7 Research Instrument	40
3.7.1 Reading Comprehension Test (Post Test)	40
3.8 Validity of Instrument	42
3.8.1 Validity	42
3.8.1.1 Content Validity	43
3.8.1.2 Empirical Validity	46
3.8.2 Reliability	48
3.9 Procedure of Data Analysis	50
3.9.1 Descriptive Statistical Analysis	51
3.9.2 Inferential Statistical Analysis	53
3.9.2.1 Testing for Normal Distribution	53
3.9.2.2 Testing Homogeneity of Variance	54
3.9.2.3 Hypothesis Testing	54
3.9.3 Calculation of Effect Size	56

CAHPTER IV	58
FINDINGS AND DISCUSSION	58
4.1 Findings	58
4.1.1 Description of the Data	58
4.1.1.1 Data Distribution of Students' Reading Comprehension of Experimental Group	64
4.1.1.2 Data Distribution of Students' Reading Comprehension of Control Group	65
4.1.2 Requirement Tests for Hypothesis Testing	67
4.1.2.1 Testing for Normal Distribution	67
4.1.2.2 Testing for Homogeneity of Variance	69
4.1.3 Hypothesis Testing	70
4.1.4 Effect Size Analysis	71
4.2 Discussion	72
4.3 Implication	78
CHAPTER V	80
SUMMARY, CONCLUSION AND SUGGESTION	80
5.1 Summary	80
5.2 Conclusion	83
5.3 Suggestion	83
REFERENCES	
APPENDICES	



LIST OF TABLES

Table 2.1	23
Table 3.1 Total Students in Eighth Grade	32
Table 3.2 The Gender of the Sample	33
Table 3.3 Normality Test before Treatment	34
Table 3.4 Homogeneity Variance before Treatment	35
Table 3.5 Result of Independent Samples Test (t-test) before Treatment	36
Table 3.6 Blueprint Try Out Test	41
Table 3.7 The Expert Judgment Sheet	43
Table 3.8 Cross Tabulation	44
Table 3.9 Gregory's Formula	45
Table 3.10 Result of Cross Data Tabulation	45
Table 3.11 Level of Content Validity	46
Table 3.12 Qualification of Empirical Validity	47
Table 3.13 Result of Empirical Validity	47
Table 3.14 The Coefficient and Qualification of Reliability	49
Table 3.15 Blueprint of Reading Comprehension Test (Posttest)	49
Table 3.16 Criteria for Testing Normal Distribution	53
Table 3.17 Criteria for Testing Homogeneity of Variance	54
Table 3.18 Criteria for Hypothesis Testing	55
Table 3.19 Qualification of Effect Size	57
Table 4.1 Post-Test Score of Experimental Group and Control Group	59
Table 4.2 Descriptive Statistical Analysis	60
Table 4.3 The Distribution Analysis of Data Measured in Post-Test	63
Table 4.4 Frequency Distribution of Students' Score in Experimental Group	64
Table 4.5 Frequency Distribution of Students' Score in Control Group	66
Table 4.6 Case Processing Summary	68
Table 4.7 The Result of Normality Test	68
Table 4.8 The Result of Homogeneity Test	69




LIST OF FIGURES

Figure 2.1 Conceptual Framework	28
Figure 3.1 Posttest - Only Control Group Design	31
Figure 3.2 Effect Size Calculator	71



LIST OF DIAGRAM

Diagram 4.1 The Comparison between Experimental and Control Group Viewed from Descriptive Analysis	63
Diagram 4.2 Diagram of Students' Reading Comprehension Score of Experimental Group	65
Diagram 4.3 Diagram of Students' Reading Comprehension Score of Control Group	67



LIST OF APPENDICES

- Appendix 01. Permission Letter
- Appendix 02. Blueprint of Posttest
- Appendix 03. Posttest Instrument
- Appendix 04. Content Validity
- Appendix 05. Lesson Plans
- Appendix 06. Reading Passage for Control Group
- Appendix 07. Comic Strips for Experimental Group
- Appendix 08. Tryout Analysis Result
- Appendix 09. Students' Summative Score
- Appendix 10. Students' Answer of Posttest
- Appendix 11. Detail Score of Posttest in Experimental Group
- Appendix 12. Detail Score of Posttest in Control Group
- Appendix 13. The Result Sample Analysis of the Number Gender's Frequency
- Appendix 14. Inferential Analysis before Treatment
- Appendix 15. Descriptive Analysis after Treatment
- Appendix 16. Inferential Analysis after Treatment
- Appendix 17. Students' Name
- Appendix 18. Documentation
- Appendix 19. Riwayat Hidup Penulis
- Appendix 20. Pernyataan Keahlian Tulisan