

**THE EFFECT OF PQRS T STRATEGY ON READING
COMPREHENSION OF THE TENTH GRADE
STUDENTS OF SMA NEGERI 4 SINGARAJA IN
ACADEMIC YEAR 2019/2020**

SKRIPSI

**Diajukan kepada
Universitas Pendidikan Ganesha
Untuk Memenuhi Salah Satu Persyaratan dalam Menyelesaikan
Program Sarjana Pendidikan Bahasa Inggris**

**Oleh
Putu Maha Dana Jaya
NIM 1512021063**

**PROGRAM STUDI PENDIDIKAN BAHASA INGGRIS
JURUSAN BAHASA ASING
FAKULTAS BAHASA DAN SENI
UNIVERSITAS PENDIDIKAN GANESHA
SINGARAJA
2020**

SKRIPSI

DIAJUKAN UNTUK MELENGKAPI TUGAS
DAN MEMENUHI SYARAT-SYARAT UNTUK
MENCAPAI GELAR SARJANA PENDIDIKAN


Menyetujui,

Pembimbing I,



Drs. I Wayan Suarnajaya, M.A., Ph.D.
NIP. 195612311985111001

Pembimbing II,



Gede Mahendrayana, S.Pd., M.Pd.
NIP. 199007252015041002

Skripsi oleh Putu Maha Dana Jaya
telah dipertahankan di depan dewan penguji
pada tanggal : 22 Desember 2020


Dewan Penguji,



Dr. Dewa Putu Ramanendra, S.Pd., M.Pd.
NIP. 197609022000031001

(Ketua)

Penguji I



I Nyoman Pasek Hadi Saputra, S.Pd., M.Pd.
NIP. 197809182006041001

(Anggota)

Penguji II



Drs. I Wayan Suarnajaya, MA., Ph.D.
NIP. 195612311985111001

(Anggota)

Penguji III



Gede Mahendrayana, S.Pd., M.Pd.
NIP. 199007251015041002

(Anggota)

Diterima oleh Panitia Ujian Fakultas Bahasa dan Seni
Universitas Pendidikan Ganesha
guna memenuhi syarat-syarat untuk mencapai gelar sarjana Pendidikan

Pada:

Hari : Kamis
Tanggal : 28 Januari 2021

Mengetahui,

Ketua Ujian,




Dr. Dewa Putu Ramendra, S.Pd., M.Pd.
NIP. 197609022000031001

Sekretaris Ujian,



Luh Diah Surya Adnvani, S.Pd., M.Pd.
NIP. 198309232008122001

Mengesahkan



Dekan Fakultas Bahasa dan Seni

Prof. Dr. I Made Sutarna, M.Pd.
NIP. 196004241986031002

PERNYATAAN

Dengan ini saya menyatakan bahwa skripsi yang berjudul “THE EFFECT OF PQRST STRATEGY ON READING COMPREHENSION OF THE TENTH GRADE STUDENTS OF SMA NEGERI 4 SINGARAJA IN ACADEMIC YEAR 2019/2020” beserta seluruh isinya adalah benar-benar karya saya sendiri dan saya tidak melakukan penjiplakan dan mengutip dengan cara yang tidak sesuai etika yang berlaku dalam masyarakat keilmuan. Atas pernyataan ini, saya siap menanggung resiko atas sanksi yang dijatuhkan kepada saya apabila dikemudian hari ditemukan dengan adanya pelanggaran atau etika keilmuan dalam, atau ada klaim terhadap keaslian karya saya ini.

Singaraja, 20 Februari 2021

Yang membuat pernyataan



Putu Maha Dana Jaya

1512021063

ACKNOWLEDGEMENT

First and foremost, I would like to express gratitude to Almighty God, for his blessing and kindness in leading me to accomplish this thesis. There were many people who helped me during the process of completing this thesis. It is not possible for me to mention those names. However, I wish to extend sincere gratitude and appreciation to:

1. Drs. I Wayan Suarnajaya, M.A., Ph.D. as the first supervisor as well as my academic advisor who always motivates me, gives correction, gives full confidence, and suggestion about the process of writing thesis especially in grammatical aspects.
2. Gede Mahendrayana, S.Pd., M.Pd. as the second supervisor who always motivates me, gives correction, and giving precious lesson during the process of writing thesis.
3. All lecturers in English Education Department.
4. My parents as the biggest motivation to finish this thesis.
5. My family and friends who support me a lot during the process of making this thesis.

Finally, I hope this thesis will be useful for the readers who want to develop a strategy for e-learning in Learning. However, I believe that I have to learn more this study far from perfect. Therefore, suggestion and criticism for this thesis are really appreciated.

Singaraja, 20th January 2021


Putu Maha Dana Jaya

TABLE OF CONTENT

ACKNOWLEDGEMENT	i
ABSTRACT	ii
TABLE OF CONTENT	iv
LIST OF TABLES	vii
LIST OF FIGURES	viii
LIST OF DIAGRAMS	ix
LIST OF APPENDICES	x
CHAPTER I INTRODUCTION	1
1.1 Background of the Study	1
1.2 Identification of the Problem	5
1.3 Scope of the Study	6
1.4 Statement of the Problem	6
1.5 Purposes of the Study	6
1.6 Significances of the Study	6
1.6.1 Theoretical significance	6
1.6.2 Practical Significance	7
1.7 Definition of Key Terms	7
1.7.1 Reading Comprehension	7
1.7.2 PQRST Strategy	8
1.7.3 Scientific Approach (5M Strategy)	8
1.7.4 SMA Negeri 4 Singaraja	8
CHAPTER II LITERATURE REVIEW	9
2.1 Theoretical Review	9
2.1.1 Reading	9
a. The Importance of Reading	10
b. Aspects of Reading	11
c. Reading Comprehension	15

d. Reading Achievement.....	15
e. Assessment of Reading	16
2.1.2 PQRSST Strategy	18
a. Preview.....	19
b. Question	19
c. Read	20
d. Statement.....	20
e. Test.....	20
2.1.3 Conventional Strategy.....	21
2.1.4 Comparison between PQRSST Strategy and Conventional Strategy	23
2.2 Empirical Review.....	25
2.3 Conceptual Framework	29
2.4 Hypothesis	30
CHAPTER III RESEARCH METHODOLOGY	31
3.1 Research Setting.....	31
3.2 Research Design.....	32
3.3 Research Population and Sample	33
3.3.1 Population	33
3.3.2 Sample.....	33
a. Normality Test (Equality Test).....	34
b. Homogeneity Test.....	34
3.4 Research Variable	35
3.5 Data Collection	35
3.5.1 Instrumentations	36
3.5.1.1 Instrument for Treatment.....	36
3.5.1.2 Instrument for Data Collection	37
3.6 Procedure	43
3.7 Data Analysis	46

CHAPTER IV FINDINGS AND DISCUSSIONS.....	47
4.1 Overview.....	47
4.2 Descriptive Statistic	50
4.3 Inferential Statistic	55
4.3.1 Normality Test.....	55
4.3.2 Homogeneity Test.....	56
4.3.3 Hypothesis Testing	57
4.3.4 Effect Size	58
4.3 Discussions	60
4.4 Implications	64
CHAPTER V.....	66
5.1 Summary.....	66
5.2 Conclusion	68
5.3 Suggestion.....	68
References.....	70
Appendices	

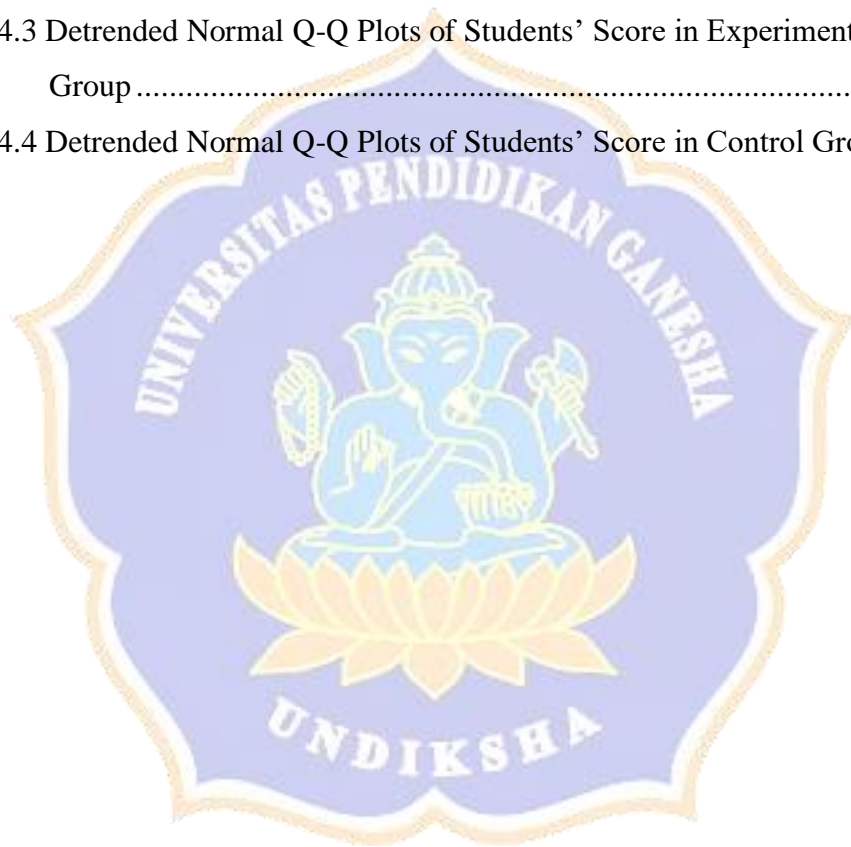


LIST OF TABLES

Table 2.1 Steps of Teaching based on PQRST in Comparison with Conventional Strategy.....	24
Table 2.2 Comparison of the Activity in PQRST Strategy and Conventional Strategy.....	25
Table 3.1 Normality Test of the Sample before Treatment	34
Table 3.2 Homogeneity Test of the Sample before Treatment	34
Table 3.3 Syntax of the lesson plan	36
Table 3.4 Blueprint	37
Table 3.5 Content Validity	38
Table 3.6 Gregory's Formula Table	41
Table 3.7 Result of Validity Content	42
Table 4.1 Descriptive Analysis of Post-test	51
Table 4.2 Normality Test	56
Table 4.3 Homogeneity Test	56
Table 4.4 Independent Sample T-test	57
Table 4.5 Effect Size Category.....	59

LIST OF FIGURE

Figure 2.1 Conceptual Framework	29
Figure 2.2 Hypothesis Formula	30
Figure 3.1 Figure of Post-test Control Design	32
Figure 3.2 Relationship between Dependent and Independent Variable	35
Figure 4.1 Q-Q Plots of Students' Score in Experimental Group	53
Figure 4.2 Q-Q Plots of Students' Score in Control Group	54
Figure 4.3 Detrended Normal Q-Q Plots of Students' Score in Experimental Group	54
Figure 4.4 Detrended Normal Q-Q Plots of Students' Score in Control Group .	55



LIST OF DIAGRAMS

Diagram 4.1 Experimental Group Histogram	52
Diagram 4.2 Control Group Histogram	53



LIST OF APPENDICES

Appendix 1. POST TEST DRAFT

Appendix 2. EXPERT JUDGEMENT SHEET

Appendix 3. POST TEST

Appendix 4. LESSON PLAN 1 PQRST STRATEGY

Appendix 5. LESSON PLAN 1 CONVENTIONAL STRATEGY

Appendix 6. LESSON PLAN 2 PQRST STRATEGY

Appendix 7. LESSON PLAN 2 CONVENTIONAL STRATEGY

Appendix 8. LESSON PLAN 3 PQRST STRATEGY

Appendix 9. LESSON PLAN 3 CONVENTIONAL STRATEGY

Appendix 10. POST TEST SCORE

Appendix 11. DOCUMENTATIONS

