



KEMENTERIAN RISET, TEKNOLOGI, DAN PENDIDIKAN TINGGI
UNIVERSITAS PENDIDIKAN GANESHA

FAKULTAS BAHASA DAN SENI
 Jalan A Yani No. 67 Singaraja Bali Kode Pos 81116
 Telepon (0362) 21541 Fax (0362) 27561
 Laman: fbs.undiksha.ac.id

Nomor : 2931 /UN48.7.1/DT/2019

5 Agustus 2019

Perihal : Permohonan Izin Observasi

Yth. Kepala SD N 3 Banjar Jawa
 di Singaraja



Dalam rangka pengumpulan data untuk menyelesaikan Proposal penelitian skripsi, dengan hormat kami mohon agar Bapak/Ibu mengizinkan mahasiswa di bawah ini:

Nama	: Ketut Diva Susastra Dewi
NIM	: 1512021001
Program Studi	: Pendidikan Bahasa Inggris
Jenjang	: S1
Tahun Akademik	: 2019/2020

untuk mencari data yang diperlukan pada institusi yang Bapak/Ibu pimpin.

Atas perhatian dan bantuan Bapak/Ibu, kami ucapkan terima kasih.

a.n. Dekan,
 Kepala Bagian Tata Usaha,

Nyoman Doddy Widhiastana, S.T.,M.M.
 NIP. 197305292001121001

Tembusan:

1. Dekan FBS Undiksha Singaraja
2. Kaprodi. Pendidikan Bahasa Inggris
3. Sub Bagian Pendidikan FBS



PEMERINTAH KABUPATEN BULELENG
DINAS PENDIDIKAN PEMUDA DAN OLAH RAGA
SEKOLAH DASAR NEGERI 3 BANJAR JAWA

Alamat : Jalan Ngurah Rai No. 47 Singaraja. Telp. (0362) 27191, Kode Pos 81113



SURAT KETERANGAN

Nomor : 421.204/058/Pendas/2019

Yang bertanda tangan di bawah ini Kepala SD Negeri 3 Banjar Jawa, Kecamatan Buleleng, Kabupaten Buleleng, dengan ini menerangkan bahwa :

Nama : KETUT DIVA SUSASTRA DEWI
 NIM : 1512021001
 Jurusan/Prodi : S1-Pendidikan Bahasa Inggris
 Fakultas : Bahasa dan Seni
 Institut : Universitas Pendidikan Ganesha Singaraja

Memang benar mahasiswa tersebut diatas telah melakukan penelitian di kelas 3A dan 3C untuk keperluan data skripsi di SDN 3 Banjar Jawa pada tanggal 12 Agustus 2019 sampai 6 September 2019.

Demikianlah Surat Keterangan ini, dibuat dengan sebenarnya agar dapat dipergunakan sebagaimana mestinya.

Mengetahui,

Kepala SD Negeri 3 Banjar Jawa

Ida Bagus Soma Putra, S. Pd.,

M.PdNIP : 19620923 198606 1 002

Singaraja, 9 September 2019

Guru Pembina

Ni Luh Ayu Supariasri, S. Pd.,

NIP :



**PEMERINTAH KABUPATEN BULELENG
DINAS PENDIDIKAN PEMUDA DAN OLAH RAGA
SEKOLAH DASAR NEGERI 3 BANJAR JAWA**

Alamat : Jalan Ngurah Rai No. 47 Singaraja. Telp. (0362) 27191, Kode Pos 81113



SURAT KETERANGAN

Nomor : 421.204/058/Pendas/2019

Yang bertanda tangan di bawah ini Kepala SD Negeri 3 Banjar Jawa, Kecamatan Buleleng, Kabupaten Buleleng, dengan ini menerangkan bahwa :


Nama : KETUT DIVA SUSASTRA DEWI
NIM : 1512021001
Jurusan/Prodi : S1-Pendidikan Bahasa Inggris
Fakultas : Bahasa dan Seni
Institut : Universitas Pendidikan Ganesha Singaraja

Memang benar mahasiswa tersebut diatas telah melakukan try out soal listening pada tanggal 22 Agustus 2019 di kelas 3B untuk keperluan skripsi.

Demikianlah Surat Keterangan ini, dibuat dengan sebenarnya agar dapat dipergunakan sebagaimana mestinya.

Singaraja, 23 Agustus 2019

Kepala SD Negeri 3 Banjar Jawa


Ida Bagus Soma Putra, S. Pd., M.Pd
 NIP: 19620923 198606 1 002



EXAMINER SHEET

Please give check in the table provided determine whether the items relevant or irrelevant based on the appropriateness of the items and the objectives of the course.

Number of Items	Relevant	Irrelevant	Suggestion
1	✓		
2	✓		
3	✓		
4	✓		
5	✓		
6	✓		
7	✓		
8	✓		
9	✓		
10	✓		
11	✓		
12	✓		
13	✓		
14	✓		
15	✓		
16	✓		
17	✓		
18	✓		
19	✓		
20	✓		
21	✓		
22	✓		
23	✓		

24	✓		
25	✓		
26	✓		
27	✓		
28	✓		
29	✓		
30	✓		
31	✓		
32	✓		
33	✓		
34	✓		
35	✓		
36			} Apa tujuan membuat pertanyaan seperti ini ?
37			
38			
39			
40			} sedikit membingungkan untuk saya.
41			
42			
43			
44			
45			

Approved by

Examiner 1



Ni Putu Astiti Pratiwi, S.P.d., M.P.d.
198808252015042002

EXAMINER SHEET

Please give check in the table provided determine whether the items relevant or irrelevant based on the appropriateness of the items and the objectives of the course.

Number of Items	Relevant	Irrelevant	Suggestion
1	✓		-
2	✓		Correct the grammar in the questions.
3	✓		-
4	✓		-
5	✓		Don't put word "above" because it's not reading text.
6	✓		-
7	✓		-
8	✓		-
9	✓		-
10	✓		-
11	✓		-
12	✓		-
13	✓		-
14	✓		-
15	✓		-
16	✓		Replace "is" by "does"
17	✓		- " -
18	✓		- " -
19	✓		- " -
20	✓		- " -
21	✓		Be consistent if you want to put "... " or not.
22	✓		- " -
23	✓		- " -

24	✓		
25	✓		
26	✓		
27	✓		
28	✓		
29	✓		
30	✓		
31	✓		
32	✓		
33	✓		
34	✓		
35	✓		
36	✓		Replace the question sentence. -
37	✓		
38	✓		
39	✓		
40	✓		
41	✓		
42	✓		
43	✓		
44	✓		
45	✓		

Approved by

Examiner 2



Ida Ayu Made Istri Utami, S.P.d., M.P.d.
198709172015042002

Students' Summative Score

No	Subject	III A	III C
1	Students 1	72	70
2	Students 2	73	76
3	Students 3	68	77
4	Students 4	74	70
5	Students 5	69	68
6	Students 6	73	74
7	Students 7	74	74
8	Students 8	69	70
9	Students 9	68	78
10	Students 10	72	73
11	Students 11	65	70
12	Students 12	71	75
13	Students 13	78	74
14	Students 14	72	74
15	Students 15	71	71
16	Students 16	75	70
17	Students 17	70	72
18	Students 18	71	73
19	Students 19	71	83
20	Students 20	75	75
21	Students 21	74	70
22	Students 22	70	70
23	Students 23	72	72
24	Students 24	70	72
25	Students 25	70	75
26	Students 26	72	66

27	Students 27	74	70
28	Students 28	71	72
29	Students 29	70	70
30	Students 30	73	76



TRY OUT LISTENING TEST**GRADE : THREE****SEMESTER : 1****TIME ALLOTMENT: 35 MINUTES**

Direction: For questions no 1-5, listen to a short paragraph and put a cross (x) on a, b, c, or d for each correct answer. (*Untuk nomor 1-5, dengarkan sebuah paragraf singkat dan beri tanda silang pada pilihan a, b, c, atau d untuk setiap jawaban yang benar*).

1. How many people are there in Fajar's family?
 - a. 4
 - b. 5
 - c. 6
 - d. 7
2. What is Fajar's mother's job?
 - a. She is a student
 - b. She is a doctor
 - c. She is a nurse
 - d. She is a kindergarten student
3. Where does Fajar's father work?
 - a. In the school
 - b. In the hospital
 - c. In the garden
 - d. In the house
4. Why does Fajar love his family? Because ...
 - a. It is a big family
 - b. It is a nice family
 - c. It is a complete family
 - d. It is a happy family
5. What is the best title for the short paragraph?
 - a. Fajar's family
 - b. Fajar's father
 - c. Fajar's mother
 - d. Fajar's sister

Direction: For questions no 6-15, listen to question carefully and put a cross (x) on a, b, c, or d for each correct answer. (*Untuk nomor 6-15, dengarkan pertanyaan dengan cermat dan beri tanda silang pada pilihan a, b, c, atau d untuk setiap jawaban yang benar*).

6. a. Father b. Mother c. Brother d. Sister
7. a. Son b. Aunt c. brother d. Sister
8. a. Sister b. Brother c. Mother d. Father
9. a. Sister b. Mother c. Aunt d. Uncle
10. a. Uncle b. Grandfather c. Father d. Mother
11. a. Grandfather b. Uncle c. Grandmother d. Aunt
12. a. Grandfather b. Uncle c. grandmother d. Aunt

Direction: For questions no 31-35, listen to short conversation and put a cross (x) on a, b, c, or d for each correct answer. (Untuk nomor 31-35, dengarkan percakapan singkat dengan cermat dan beri tanda silang pada pilihan a, b, c, atau d untuk setiap jawaban yang benar).

A : Hi, are you new student in this school?

B : Hallo, yes I am.

A : May I know your name?

B : My name is Sivara, how about you?(31)

A :(32)Nadin.

B :(33)

A :(34) LC 8 Bhaktiseraga, Singaraja.

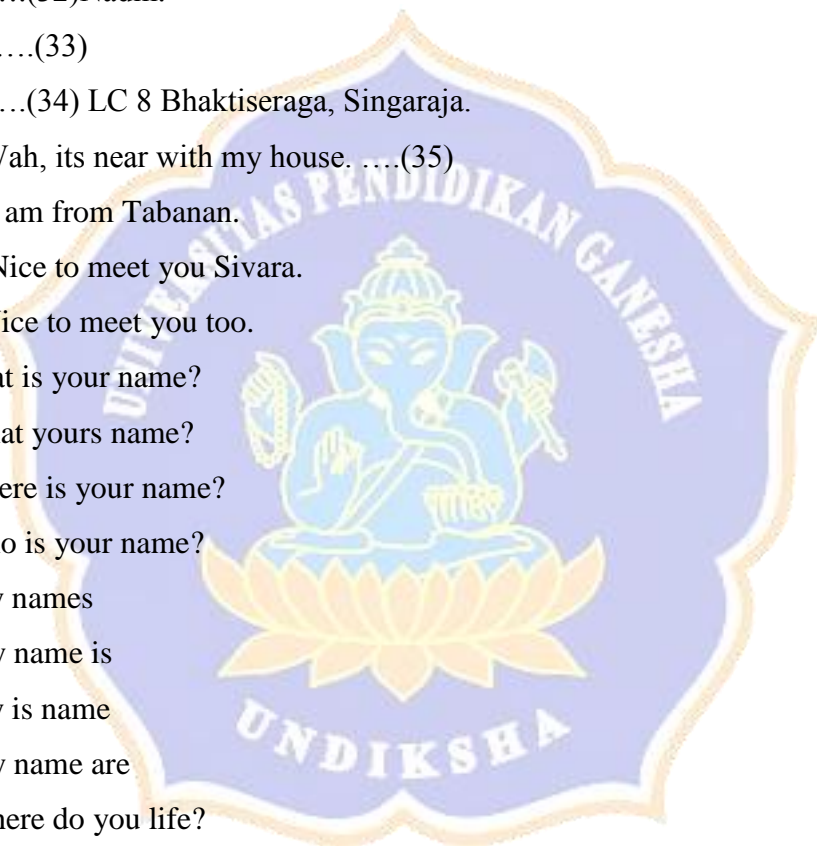
B :Wah, its near with my house.(35)

A : I am from Tabanan.

B : Nice to meet you Sivara.

A :Nice to meet you too.

31. a. what is your name?
 b. what yours name?
 c. where is your name?
 d. who is your name?
32. a. My names
 b. My name is
 c. My is name
 d. My name are
33. a. Where do you life?
 b. Where do your live?
 c. Where do you live?
 d. When do you live?
34. a. I live at
 b. I lived at
 c. I live in
 d. I live on



35. a. Where is your from?
 b. Where are your from?
 c. Where is you from?
 d. Where are you from ?

Direction: For questions no 36-40, listen to short paragraph and put a cross (x) on a, b, c, or d for each correct answer. (Untuk nomor 37-41, dengarkan paragraph singkat dengan cermat dan beri tanda silang pada pilihan a, b, c, atau d untuk setiap jawaban yang benar).

36. What is the writer's name ?

- a. Dita
 b. Sita
 c. Mita
 d. Cika

37. How is the writer tell where she is from?

- a. I from Singaraja b. I am from Singaraja c. My from Singaraja d. Me from Gianyar

38. What is the writer's brother's name?

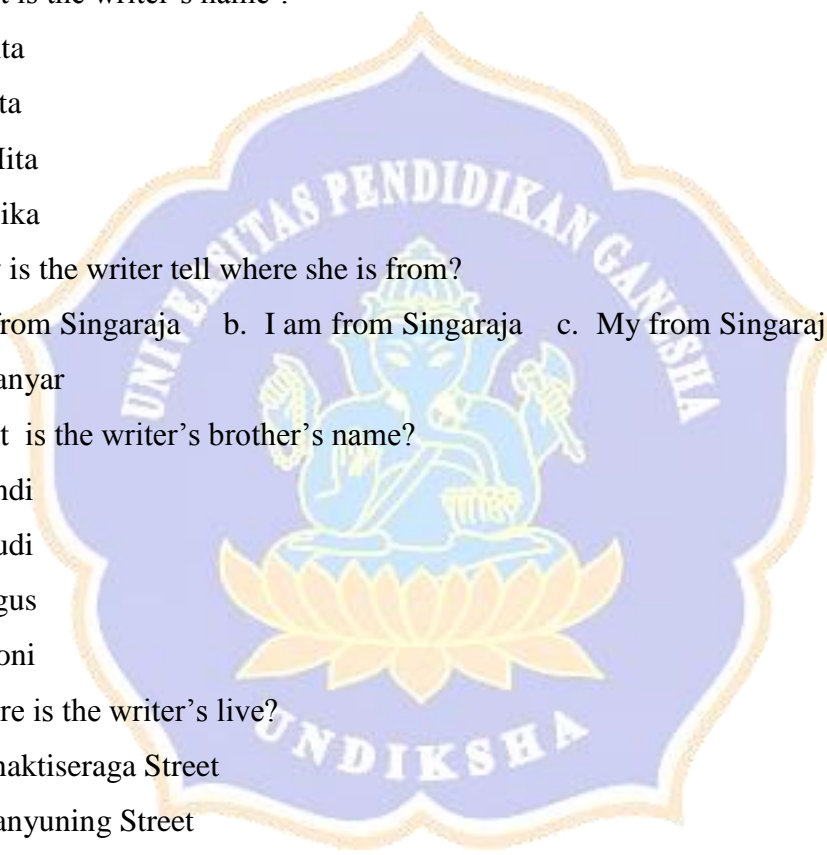
- a. Andi
 b. Budi
 c. Agus
 d. Doni

39. Where is the writer's live?

- a. Bhaktiseraga Street
 b. Banyuning Street
 c. Kerobokan Street
 d. Temukus Street

40. How is the writer tell her old?

- a. I am ten years old
 b. My ten years old
 c. Me ten years old
 d. I ten years old



Direction: For questions no 41-45, listen to question and put a cross (x) on a, b, c, or d for each correct answer. (Untuk nomor 41-45, dengarkan pertanyaan dengan cermat dan beri tanda silang pada pilihan a, b, c, atau d untuk setiap jawaban yang benar).

41. a. Ayu, this is Galih, my friend here

b. Have you meet my friend. Via?

c. Hello, may I introduce my self

d. Hello, nice to meet you friend.

42. a. What is your name?

b. What yours name?

c. Where is your name?

d. who is your name?

43. a. Where do you lives?

b. Where do your live?

c. Where do you live?

d. Where do your lives?

44. a. I from

b. I am from

c. My from

d. Me form

45. a. My name Talia

b. My names Dinda

c. My is name Rara

d. My name is Sita



Listening Script and Key Answer:

Direction: For questions no 1-5, listen to a short paragraph and put a cross (x) on a, b, c, or d for each correct answer. (*Untuk nomor 1-5, dengarkan sebuah paragraf singkat dan beri tanda silang pada pilihan a, b, c, atau d untuk setiap jawaban yang benar*).

My name is Fajar. There are four members in my family. They are my mother, my father, my sister and I. My mother is a nurse and my father is a doctor. They work in the hospital. My sister is a kindergarten student. And I am a student too. We are a really happy family. I love them very much.

1. A. 4
2. C. She is a nurse
3. B. In the hospital
4. D. It is a happy family
5. A. Fajar's family

Direction: For questions no 6-15, listen to question carefully and put a cross (x) on a, b, c, or d for each correct answer. (*Untuk nomor 6-15, dengarkan pertanyaan dengan cermat dan beri tanda silang pada pilihan a, b, c, atau d untuk setiap jawaban yang benar*).

6. The leader of a family is ...
7. My father has a daughter. She is my...
8. My father has a son. He is my ...
9. My father has a wife. She is my ...
10. My mother has a husband. He is my..
11. My mother has a father. He is my ...
12. My mother has a mother. He is my ...
13. My mother has a sister. She is my...
14. My father has a brother. He is my ...
15. My Father and mother are my ...

Key answer: 6. A. Father

7. D. Sister

8. B. Brother

9. B. Mother

- 10. C. Father
- 11. A. Grandfather
- 12. C. Grandmother
- 13. D. Aunt
- 14. A. Uncle
- 15. B. Parents

Direction: For questions no 16-20, listen to short paragraph and put a cross (x) on a, b, c, or d for each correct answer. (Untuk nomor 16-20, dengarkan paragraph singkat dan beri tanda silang pada pilihan a, b, c, atau d untuk setiap jawaban yang benar).

Hi, I am Nana. Today I would like to go to my friend's birthday party. Not only that, I wear dress, I also wear some accessories to make me look more beautiful. The first one is I wear necklace on my neck. After that, I have new flat shoes and I want to wear it on my foot. Next, I wear bandana on my head which has pink color. The fourth is a pair of earrings. I wear them on my ear. The last is belt. I wear belt on my waist. Those are the accessories that I wear to my friend's birthday party.

- 16. C. Neck
- 17. A. Foot
- 18. B. Head
- 19. D. Ear
- 20. B. Waist

Direction: For questions no 21-30, listen to short text carefully and put a cross (x) on a, b, c, or d for each correct answer. (Untuk nomor 21-30, dengarkan kalimat singkat dengan cermat dan beri tanda silang pada pilihan a, b, c, atau d untuk setiap jawaban yang benar).

- 21. I am a part of the body. I am on the top of the head
What am I?.....
- 22. I am a part of the body. You always use it to eat your food.
What am I?....
- 23. I am a part of the leg. You always protect me with shoes.
What am i?....
- 24. I am a part of hand, you always use it to hold your item.
What am I?...
- 25. I am part of the head. I can hear.

- What am I?...
26. I am part of head. I can see anything
What am I?...
27. I am part of body. You always use it to walk
What am I?...
28. I am part of head. I can smell anything
What am I?
29. I am part of body. You sometimes put your ring on me
What am I?
30. I am part of body. You sometimes wearing me a necklace
What am I?

Key answer:

21. C. Hair
22. A. Mouth
23. D. Foot
24. B. Arm
25. C. Ear
26. A. Eye
27. C. Leg
28. A. Nose
29. C. Finger
30. D. Neck

Direction: For questions no 31-36, listen to short conversation and put a cross (x) on a, b, c, or d for each correct answer. (*Untuk nomor 31-36, dengarkan percakapan singkat dengan cermat dan beri tanda silang pada pilihan a, b, c, atau d untuk setiap jawaban yang benar*).

31. A. What is your name?
32. B. My name is
33. C. Where do you live?
34. A. I live at
35. D. Where are you from?

Direction: For questions no 36-40, listen to short paragraph and put a cross (x) on a, b, c, or d for each correct answer. (*Untuk nomor 36-40, dengarkan paragraph singkat dengan cermat dan beri tanda silang pada pilihan a, b, c, atau d untuk setiap jawaban yang benar*).

Hallo, my name is Dita Susanti. I am ten years old. I am from Singaraja. I live on Bhaktiseraga Street. My hobbies are dancing and reading comic. I have one sister and one brother. My sister's name is Etik. She is a teacher and she is twenty two years old. My brother's name is Agus. He is a Doctor and he is nineteen years old. I love them so much.

36. A. Dita

37. B. I am from Singaraja

38. C. Agus

49. A. Bhaktiserga Street

40. A. I am ten years old

Direction: For questions no 41-45, listen to question and put a cross (x) on a, b, c, or d for each correct answer. (*Untuk nomor 41-45, dengarkan pertanyaan dengan cermat dan beri tanda silang pada pilihan a, b, c, atau d untuk setiap jawaban yang benar*).

41. What is your expression when you introduce yourself to someone never meet before?

42. What is your expression to ask someone's name?

43. What is your expression to ask where someone lives?

44. What is your expression to tell where you from?

45. What is your expression to tell your name?

Key Answers:

41. C. Hello. May I introduce myself?

42. A. What is your name?

43. C. Where do you live?

44. B. I am from

45. D. My name is sita

LESSON PLAN

(Control Group)

School	: SD Negeri 3 Banjar Jawa
Subject	: English
Class/Semester	: III/1
\Theme	: Introduction
Time Allotment	: 4 x 35 minutes

I. Standard Competence :

1. Understanding simple instruction with an action in the context of school.

II. Basic Competence :

- 1.1 Respond to simple instruction with acceptable action in the context of class and school

III. Indicators:

1. To complete the expression of self-introduction and introducing others
2. To identify the expression of asking and giving information about introductions
3. To understand the expression of giving and asking information about introductions.
4. To write sentence of asking and giving information about introductions

IV. Learning Objectives:

1. Students are able to complete the expression of self-introduction and introducing others correctly by listening the audio carefully.
2. Students are able to identify the expression of asking and giving information about introductions through listening the audio attentively.
3. Students are able to understand the expression of giving and asking information about introductions by answering the questions.
4. Students are able to write sentence related giving and asking information about introductions by listening to the speaker.

V. Teaching Material

1. Definition

Introduction is an expression of introduction to know one's identity, we need to introduce ourselves to a clearer communication process with whom we talk, about what we are talking about and other conditions.

2. Example of introduction

Let me introduce my self. My name is Ismail. I'm sixteen year old. I was born an Oktober 17th1987 in Subang, where I live till nowadays. I study at SMK Subang.

3. Expressions

- Good morning. My name is Beny
- Please, allow me to introduce myself.
- May I introduce myself. My name is Kasih
- Would you mind if I introduce myself. My name is Kasih
- Let me introduce myself
- I would like to introduce myself. My name is Kasih
- Good evening. My name is Beny.
- May I introduce myself? I'm Beny.
- Let me introduce myself. My name is Beny.
- How do you do? My name is Beny.

4. Responses

- Good morning, how do you do?
- How do you do, nice to meet you?
- Oh, hello, nice to meet you
- I am Kasih / my name's Kasih
- Hi /Hello Mr Beny
- Hi, I'm Kasih. Glad to meet you.
- Hello. My name's Kasih. Pleased to meet you.
- Good evening. I'm Kasih. How do you do?
- How do you do? My name is Kasih. Nice to meet you

VI. Approach, Method, Technique

1. Approach : Scientific Approach
2. Method : Communicative Language Teaching
3. Technique : Lecturing

VII. Learning Media, Tool, Sources

1. Media : Short conversation about introduction
2. Tools : Whiteboard and board marker
3. Source of Learning : <https://busyteacher.org/4011-first-lesson-how-to-introduce-yourself.html>

VIII. Teaching and Learning Activities

First section

Stage	Activity		Time allotment
	Teacher	Students	
Pre-activity	<ul style="list-style-type: none"> • Greet the students • Praying before starting the teaching and learning process 	<ul style="list-style-type: none"> • Greet the teacher back • Praying • Confirming the 	

	<ul style="list-style-type: none"> • Checking Students' attendance • Giving orientation about the topic • Explaining the learning objectives 	<ul style="list-style-type: none"> • attendance • Paying attention to the teacher • Listening to the teacher 	10 minutes
	<ul style="list-style-type: none"> • Giving motivation to the students that they will learn a new and interesting topic. 	<ul style="list-style-type: none"> • Prepare themselves to follow the teaching and learning process 	
Whilst Activity	Exploring		15 minutes
	<ul style="list-style-type: none"> ▪ Teacher start the learning process by asking questions to the students." Have you ever meet someone that you never seen before?" how you introduce yourself to that person?" ▪ Give chance to the students to share their experience related to the question. 	<ul style="list-style-type: none"> • Listen and answer teacher's question. 	
	Elaborating		30 minutes
	<ul style="list-style-type: none"> ▪ Teacher explain the material through lecturing ▪ While lecturing the material, the teacher gives the example of the conversation about introduction ▪ Teacher and the students discuss the example of conversation together (the teacher and the students analyzed the conversation 	<ul style="list-style-type: none"> • Listening teacher's explanation. • Discuss the example of the 	

	<p>to know which one is belong to expression of asking name or age, and so on)</p> <ul style="list-style-type: none"> ▪ Teacher gives the students chance to ask if they don't understand yet/teacher ask some questions to the students to know if the students understand. ▪ The teacher ask the students to make a group consist of 4-5 students. ▪ Each group will get task from the teacher ▪ Teacher ask each group to perform their work in front of the class. ▪ Giving another group chance to give comment or suggestion to their friends performances 	<p>conversation together</p> <ul style="list-style-type: none"> • Students ask questions to the teacher related to the topic/students give their opinion about the question given. • Students create group work consist on 4-5 students • Each group will create a simple conversation by using some expressions in introduction • Each group will perform their work in front of the class • Giving comment and suggestion to the other group performances 	
Confirming			10
	<ul style="list-style-type: none"> • Checking the students understanding by giving them chance to ask 	<ul style="list-style-type: none"> • Asking or answering teacher's questions 	minutes

	questions.		
Post Activity	Concluding and Closing		5 minutes
	<ul style="list-style-type: none"> • Concluding the lesson together • Giving homework • Closing the lesson and saying “good bye, have a nice day” 	<ul style="list-style-type: none"> • Concluding the lesson with teacher • Write down the homework from the teacher • saying “good bye” 	

Second Section

Stage	Activity		Time allotment
	Teacher	Students	
	Apperception		
Pre-Activity	<ul style="list-style-type: none"> • Greet the students • Praying before starting the teaching and learning process • Checking Students’ attendance • Giving question about previous topic • Explaining the learning objectives 	<ul style="list-style-type: none"> • Greet the teacher back • Praying • Confirming the attendance • Answering the teacher’s question • Listening to the teacher 	10 minutes
	Motivating		
	<ul style="list-style-type: none"> • Giving motivation to the students that they will continue to learn about introduction 	<ul style="list-style-type: none"> • Prepare themselves to follow the teaching and learning process 	
Whilst Activity	Exploring		15 minutes
	<ul style="list-style-type: none"> • Teacher ask the previous 	<ul style="list-style-type: none"> • Answer the teacher’s 	

	<p>material to the students</p> <ul style="list-style-type: none"> • Give chance to the students to ask question who are still have difficulties in understanding the material/teacher ask some questions to the students to know if the students understand. 	<p>question</p> <ul style="list-style-type: none"> • Ask questions to the teacher 	
Elaborating			30
	<ul style="list-style-type: none"> ▪ Teacher explain the material once again through lecturing and discussed another example of conversation about introduction (the teacher and the students analyzed the conversation to know which one is belong to expression of asking name or age, and so on) ▪ Teacher ask the student to work in pair ▪ Telling the students to answer the questions based on the task given ▪ Teacher give chance to each pair to tell their answer before discussing the correct answer together 	<ul style="list-style-type: none"> ▪ Listening to teacher's explanation and discuss the example together ▪ Students work in pair ▪ Students answering the task by discussing the correct answer in pair ▪ Each pair get chance to answer 	minutes

	Confirming		10 minutes
	<ul style="list-style-type: none"> • Checking the students understanding by giving them chance to ask questions. 	<ul style="list-style-type: none"> • Asking or answering teacher's questions 	
Post Activity	Concluding and Closing		5 minutes
	<ul style="list-style-type: none"> • Concluding the lesson together • Closing the lesson and saying "good bye, have a nice day" 	<ul style="list-style-type: none"> • Concluding the lesson with teacher • saying "good bye" 	

IX. Assessment

1.

Basic Competency	Indicator	Material	Form	Instruction
1.1 Respond to simple instruction with acceptable action in the context of class and school	To complete the expression of asking and giving information about introductions	Introduction	Written	Please Listen to the audio carefully and fill in the blanks using the correct word!

Please Listen to the audio carefully and fill in the blanks using the correct word!

1. Where _____ live?
2. What ____ name?
3. My _____ is Dian
4. I am 10 _____
5. I _____ from Kalibukbuk
6. _____ old are you?
7. Where are you _____?
8. _____ is your hobby?

9. Let me _____ my self

10. Nice _____you

Key Answers:

1. Where do you live?

2. What is your name?

3. My name is Dian

4. I am 10 years old

5. I come from Kalibukbuk

6. How old are you?

7. Where are you from?

8. What is your hobby?

9. Let me introduce my self

10. Nice to meet you

Scoring rubric of each item

Aspect	Weight	Description	
		0	1
Correctness	10	Students answer the question with the wrong answer	Students answer the question correctly
Spelling	10	Students write the answer with wrong spelling	Students write the answer with the correct spelling

Scoring guide = (correctness + spelling), Maximum score = 100,
Minimum score = 0

2.

Basic Competency	Indicator	Material	Form	Instruction
1.1 Respond to simple instruction with acceptable action in the context of class and school	To identify the expression of asking and giving information about introductions	Introduction	Written	Please listen to the statement carefully and guess the correct answers!

Please listen to the statement carefully and guess which one belongs to introducing self and introducing others!

Statements:

1. My name is Diana
2. I am 9 years old
3. His name is Andre
4. I live at Sermakarma Street
5. He is 12 years old
6. She comes from Gianyar
7. Dina is twelve years old
8. This is my friend, her name is Lena
9. I come from Jakarta
10. Hi! I am Putri

Key Answers:

1. Introducing self
2. Introducing self
3. Introducing others
4. Introducing others
5. Introducing self
6. Introducing others
7. Introducing others
8. Introducing others
9. Introducing self
10. Introducing self

Scoring rubric of each item

Uraian	Score
Corrects answer	2
Incorrect answer	0

Maximum Score : 100

Scoring Guide : $\frac{\text{Students score} \times 10}{2}$

3.

Basic Competency	Indicator	Material	Form	Instruction
1.1 Respond to simple instruction with acceptable action in the context of class and school	To understand the expression of giving and asking information about introductions.	Introduction	Written	Please re-arrange the sentence correctly!

Please re-arrange the sentence correctly!

1. Name – Is – Ratih – My
2. Street- Live- At – Jalak Putih – I
3. Comes – Diah –Tabanan – From
4. She – Years – Is- Eleven – Old
5. Dilan – His – Is – Name
6. Do – Where – Live – You - ?
7. Is – Your –? - What – Name
8. ?- Old- Are- How- You
9. From - ? - Where – She – Come- is
10. I – From – Gerokgak – Come - Am

Key answer:

1. My name is Ratih
2. I live at Jalak Putih street
3. Diah comes from Tabanan
4. She is eleven years old
5. His name is Dilan
6. Where do you live?
7. What is your name?
8. How old are you?
9. Where is she come from?
10. I am come from Gerokgak

Scoring rubric of each item

Uraian	Score
Corrects answer	2
Incorrect answer	0

Maximum Score : 100

Scoring Guide : $\frac{\text{Students score} \times 10}{2}$

2

4.

Basic Competency	Indicator	Material	Form	Instruction
1.1 Respond to simple instruction with acceptable action in the context of class and school	To write sentence of asking and giving information about introductions	Introduction	Written	Please listen carefully to your teacher and write the sentence based on what you listen!

Please listen carefully to your teacher and write the sentence based on what you listen!

1.
2.
3.
4.
5.

Key Answers:

1. My name is Diva and I come from Singaraja
2. His name is Anton and He is 10 years old
3. I live at Cempaka Street number 08, Singaraja.
4. My hobbies are dancing and cooking
5. She is my friend and her name is Rara

Scoring rubric of each item

No.	Criteria	Score
1.	Correct answer and correct spelling	20
2.	Correct answer but incorrect spelling	10
3.	Incorrect answer / No answer	0

Maximum score : 100



LESSON PLAN

(Experimental Group)

School	: SD Negeri 3 Banjar Jawa
Subject	: English
Class/Semester	: III/1
Theme	: Introduction
Time Allotment	: 4 x 35 minutes

X. Standard Competence :

2. Understanding simple instruction with an action in the context of school.

XI. Basic Competence :

- 1.1 Respond to simple instruction with acceptable action in the context of class and school

XII. Indicators:

11. To complete the expression of self-introduction and introducing others
12. To identify the expression of asking and giving information about introductions
13. To understand the expression of giving and asking information about introductions.
14. To write sentence of asking and giving information about introductions

XIII. Learning Objectives:

5. Students are able to complete the expression of self-introduction and introducing others correctly by listening the audio carefully.
6. Students are able to identify the expression of asking and giving information about introductions through listening the audio attentively.
7. Students are able to understand the expression of giving and asking information about introductions by answering the questions.
8. Students are able to write sentence related giving and asking information about introductions by listening to the speaker.

XIV. Teaching Material

5. Definition

Introduction is an expression of introduction to know one's identity, we need to introduce ourselves to a clearer communication process with whom we talk, about what we are talking about and other conditions.

6. Example of introduction

Let me introduce my self. My name is Ismail. I'm sixteen year old. I was born on October 17th 1987 in Subang, where I live till nowadays. I study at SMK Subang.

7. Expressions

- Good morning. My name is Beny
- Please, allow me to introduce myself.
- May I introduce myself. My name is Kasih
- Would you mind if I introduce myself. My name is Kasih
- Let me introduce myself
- I would like to introduce myself. My name is Kasih
- Good evening. My name is Beny.
- May I introduce myself? I'm Beny.
- Let me introduce myself. My name is Beny.
- How do you do? My name is Beny.

8. Responses

- Good morning, how do you do?
- How do you do, nice to meet you?
- Oh, hello, nice to meet you
- I am Kasih / my name's Kasih
- Hi /Hello Mr Beny
- Hi, I'm Kasih. Glad to meet you.
- Hello. My name's Kasih. Pleased to meet you.
- Good evening. I'm Kasih. How do you do?
- How do you do? My name is Kasih. Nice to meet you

XV. Approach, Method, Technique

1. Approach : Scientific Approach
2. Method : Communicative Language Teaching
3. Technique : Using English Songs

XVI. Learning Media, Tool, Sources

1. Media : Songs with video, Speaker and LCD
2. Tools : Whiteboard and board marker
3. Source of Learning : Songs

(<https://www.youtube.com/watch?v=zMdq9jSaNLg>) and

(https://www.youtube.com/results?search_query=what+is+your+name+song)

XVII. Teaching and Learning Activities

First section

Stage	Activity		Time allotment
	Teacher	Students	
Pre-	<ul style="list-style-type: none"> • Greet the students 	<ul style="list-style-type: none"> • Greet the teacher back 	

activity	<ul style="list-style-type: none"> • Praying before starting the teaching and learning process • Checking Students' attendance • Giving orientation about the topic • Explaining the learning objectives 	<ul style="list-style-type: none"> • Praying • Confirming the attendance • Paying attention to the teacher • Listening to the teacher 	10 minutes
	<ul style="list-style-type: none"> • Giving motivation to the students that they will learn a new and interesting topic. 	<ul style="list-style-type: none"> • Prepare themselves to follow the teaching and learning process 	
Whilst Activity	Exploring		15 minutes
	<ul style="list-style-type: none"> • Start the learning process by giving the students a song entitled "What's Your Name Song" with the video and inviting them to sing and dance together. At this point, let them to enjoy ▪ Ask some question about the title. Trying to ask the students a simple question "what do you think about the theme based on the title of song?" ▪ Giving chance to the students to ask if they don't understand yet 	<ul style="list-style-type: none"> • listening the song • Listen to the song and answer teacher's question. • Ask about what they don't understand 	

Elaborating		30
<ul style="list-style-type: none"> ▪ Giving the song once again with lyrics ▪ Start with a question: what does “what is your name” mean? Focus on the expression in the song. ▪ Ask the students to work in group which consists of 4 until 5 students. (Each group will replace the lyric however still in the same mood and style as the original). ▪ Teacher asks each group to perform their own song in front of the class. ▪ Giving another group chance to give comment or suggestion to their friends performances 	<ul style="list-style-type: none"> • The students can just read the lyrics while they listen. They can possibly highlight unknown words for later discussion. • The students need to know what expressions which are contained in the song. • The students are going to write another verse of lyrics, in the same mood and style as the original. They are making their own song and actions in group. (this activity will replay twice or more based on the material given) • Group work performances • Giving comment and suggestion to the other group performances 	minutes

	Confirming		10 minutes
	<ul style="list-style-type: none"> • Checking the students understanding by giving them chance to ask questions. 	<ul style="list-style-type: none"> • Asking or answering teacher's questions 	
Post Activity	Concluding and Closing		5 minutes
	<ul style="list-style-type: none"> • Concluding the lesson together • Giving homework • Closing the lesson and saying "good bye, have a nice day" 	<ul style="list-style-type: none"> • Concluding the lesson with teacher • Write down the homework from the teacher • saying "good bye" 	

Second Section

Stage	Activity		Time allotment
	Teacher	Students	
	Apperception		
Pre- Activity	<ul style="list-style-type: none"> • Greet the students • Praying before starting the teaching and learning process • Checking Students' attendance • Giving question about previous topic • Explaining the learning objectives 	<ul style="list-style-type: none"> • Greet the teacher back • Praying • Confirming the attendance • Answering the teacher's question • Listening to the teacher 	10 minutes
	Motivating		
	<ul style="list-style-type: none"> • Giving motivation to the students that they will 	<ul style="list-style-type: none"> • Prepare themselves to follow the teaching 	

	continue to learn about introduction	and learning process	
Whilst Activity	Exploring		15 minutes
	<ul style="list-style-type: none"> • Teacher gives a song to the students entitled “Where Do You Live Song” without lyric. • Giving chance to the students to ask if they don’t understand some words from the song. 	<ul style="list-style-type: none"> • Singing together • Ask about what they don’t understand from the song. 	
	Elaborating		30 minutes
	<ul style="list-style-type: none"> ▪ Teacher plays a song once again with lyric ▪ Teachers ask the students to work in pair ▪ Teacher gives listening exercise ▪ Teacher tells the students to complete the short sentence by listening to the audio ▪ Teacher discusses the answer with the students ▪ Teacher gives chance to the students (in pair) to answer the task ▪ Teacher gives another pair chance to give comment or suggestion to their friends answer. 	<ul style="list-style-type: none"> ▪ Listening to the song ▪ Students work in pair ▪ Receive exercise ▪ Answering the exercise ▪ Discussing the answers with the teacher ▪ Answering the question ▪ Giving comment and suggestion to their friend 	

	Confirming		10 minutes
	<ul style="list-style-type: none"> • Checking the students understanding by giving them chance to ask questions. 	<ul style="list-style-type: none"> • Asking or answering teacher's questions 	
Post Activity	Concluding and Closing		5 minutes
	<ul style="list-style-type: none"> • Concluding the lesson together • Closing the lesson and saying "good bye, have a nice day" 	<ul style="list-style-type: none"> • Concluding the lesson with teacher • saying "good bye" 	

XVIII. Assessment

5.

Basic Competency	Indicator	Material	Form	Instruction
1.1 Respond to simple instruction with acceptable action in the context of class and school	To complete the expression of asking and giving information about introductions	Introduction	Written	Please Listen to the audio carefully and fill in the blanks using the correct word!

Please Listen to the audio carefully and fill in the blanks using the correct word!

1. Where _____ live?
2. What ____ name?
3. My _____ is Dian
4. I am 10 _____
5. I _____ from Kalibukbuk
6. _____old are you?

7. Where are you _____?
8. _____ is your hobby?
9. Let me _____ my self
10. Nice _____ you

Key Answers:

1. Where do you live?
2. What is your name?
3. My name is Dian
4. I am 10 years old
15. I come from Kalibukbuk
16. How old are you?
17. Where are you from?
18. What is your hobby?
19. Let me introduce my self
20. Nice to meet you

Scoring rubric of each item

Aspect	Weight	Description	
		0	1
Correctness	10	Students answer the question with the wrong answer	Students answer the question correctly
Spelling	10	Students write the answer with wrong spelling	Students write the answer with the correct spelling

Scoring guide = (correctness + spelling), Maximum score = 100,
Minimum score = 0

6.

Basic Competency	Indicator	Material	Form	Instruction
1.1 Respond to simple instruction with acceptable action in the	To identify the expression of asking and giving information	Introduction	Written	Please listen to the statement carefully and guest the correct answers!

context of class and school	about introductions			
--------------------------------	------------------------	--	--	--

Please listen to the statement carefully and guess which one belongs to introducing self and introducing others!

Statements:

11. My name is Diana
12. I am 9 years old
13. His name is Andre
14. I live at Sermakarma Street
15. He is 12 years old
16. She comes from Gianyar
17. Dina is twelve years old
18. This is my friend, her name is Lena
19. I come from Jakarta
20. Hi! I am Putri

Key Answers:

1. Introducing self
2. Introducing self
3. Introducing others
4. Introducing others
5. Introducing self
6. Introducing others
7. Introducing others
8. Introducing others
9. Introducing self
10. Introducing self

Scoring rubric of each item

Uraian	Score
Corrects answer	2
Incorrect answer	0

Maximum Score : 100

Scoring Guide : $\frac{\text{Students score} \times 10}{2}$

2

7.

Basic	Indicator	Material	Form	Instruction
--------------	------------------	-----------------	-------------	--------------------

Competency				
1.1 Respond to simple instruction with acceptable action in the context of class and school	To understand the expression of giving and asking information about introductions.	Introduction	Written	Please re-arrange the sentence correctly!

Please re-arrange the sentence correctly!

11. Name – Is – Ratih – My
12. Street- Live- At – Jalak Putih – I
13. Comes – Diah –Tabanan – From
14. She – Years – Is- Eleven – Old
15. Dilan – His – Is – Name
16. Do – Where – Live – You - ?
17. Is – Your –? - What – Name
18. ?- Old- Are- How- You
19. From - ? - Where – She – Come- is
20. I – From – Gerokgak – Come - Am

Key answer:

11. My name is Ratih
12. I live at Jalak Putih street
13. Diah comes from Tabanan
14. She is eleven years old
15. His name is Dilan
16. Where do you live?
17. What is your name?
18. How old are you?
19. Where is she come from?
20. I am come from Gerokgak

Scoring rubric of each item

Uraian	Score
Corrects answer	2
Incorrect answer	0

Maximum Score : 100

Scoring Guide : $\frac{\text{Students score} \times 10}{2}$

2

8.

Basic Competency	Indicator	Material	Form	Instruction
1.1 Respond to simple instruction with acceptable action in the context of class and school	To write sentence of asking and giving information about introductions	Introduction	Written	Please listen carefully to your teacher and write the sentence based on what you listen!

Please listen carefully to your teacher and write the sentence based on what you listen!

6.
7.
8.
9.
10.

Key Answers:

6. My name is Diva and I come from Singaraja
7. His name is Anton and He is 10 years old
8. I live at Cempaka Street number 08, Singaraja.
9. My hobbies are dancing and cooking
10. She is my friend and her name is Rara

Scoring rubric of each item

No.	Criteria	Score
4.	Correct answer and correct spelling	20
5.	Correct answer but incorrect spelling	10
6.	Incorrect answer / No answer	0

Maximum score : 100



POST LISTENING TEST**GRADE : THREE****SEMESTER : 1****TIME ALLOTMENT: 35 MINUTES**

Direction: For questions no 1-4, listen to a short paragraph and put a cross (x) on a, b, c, or d for each correct answer. (*Untuk nomor 1-4, dengarkan sebuah paragraf singkat dan beri tanda silang pada pilihan a, b, c, atau d untuk setiap jawaban yang benar*).

1. How many people are there in Fajar's family?
 - a. 4
 - b. 5
 - c. 6
 - d. 7
2. Where does Fajar's father work?
 - a. In the school
 - b. In the hospital
 - c. In the garden
 - d. In the house
3. Why does Fajar love his family? Because ...
 - a. It is a big family
 - b. It is a nice family
 - c. It is a complete family
 - d. It is a happy family
4. What is the best title for the short paragraph?
 - a. Fajar's family
 - b. Fajar's father
 - c. Fajar's mother
 - d. Fajar's sister

Direction: For questions no 6-11, listen to question carefully and put a cross (x) on a, b, c, or d for each correct answer. (*Untuk nomor 6-11, dengarkan pertanyaan dengan cermat dan beri tanda silang pada pilihan a, b, c, atau d untuk setiap jawaban yang benar*).

6. a. Father
- b. Mother
- c. Brother
- d. Sister
7. a. Son
- b. Aunt
- c. brother
- d. Sister
8. a. Sister
- b. Brother
- c. Mother
- d. Father
9. a. Sister
- b. Mother
- c. Aunt
- d. Uncle
10. a. Grandfather
- b. Uncle
- c. Grandmother
- d. Aunt
11. a. Grandfather
- b. Uncle
- c. grandmother
- d. Aun

Direction: For questions no 11-15, listen to short paragraph and put a cross (x) on a, b, c, or d for each correct answer. (*Untuk nomor 11-15, dengarkan paragraph singkat dan beri tanda silang pada pilihan a, b, c, atau d untuk setiap jawaban yang benar*).

11. Where does Nana wear her necklace?
 a. Hand b. Ear c. Neck d. Leg
12. Where does Nana wear her flat shoes?
 a. Foot b. Ears c. Cheeks d. Arms
13. Where does Nana wear her bandana?
 a. Cheek b. Head c. Knee d. Elbow
14. Where does Nana wear her earring?
 a. Neck b. Nose c. Finger d. Ear
15. Where does Nana wear her belt?
 a. Leg b. Waist c. Stomach d. Forehead

Direction: For questions no 15-20, listen to short text carefully and put a cross (x) on a, b, c, or d for each correct answer. (*Untuk nomor 15-20, dengarkan kalimat singkat dengan cermat dan beri tanda silang pada pilihan a, b, c, atau d untuk setiap jawaban yang benar*).

16. a. Mouth b. Nose c. Cheek d. Chin
17. a. Thigh b. Calf c. Knee d. Foot
18. a. Lip b. Eye c. Ear d. Nose
19. a. Eye b. Eyebrow c. Ear d. Mouth
20. a. Nose b. Eye c. Mouth d. Ear

Direction: For questions no 21-24, listen to short conversation and put a cross (x) on a, b, c, or d for each correct answer. (*Untuk nomor 21-24, dengarkan percakapan singkat dengan cermat dan beri tanda silang pada pilihan a, b, c, atau d untuk setiap jawaban yang benar*).

- A : Hi, are you new student in this school?
- B : Hallo, yes I am.
- A : May I know your name?
- B : My name is Sivara, how about you?(21)
- A :(22)Nadin.
- B :(23)
- A : I live at LC 8 Bhaktiseraga, Singaraja.
- B : Wah, its near with my house.(24)

- A : I am from Tabanan.
 B : Nice to meet you Sivara.
 A : Nice to meet you too.

21. a. what is your name?
 b. what yours name?
 c. where is your name?
 d. who is your name?
22. a. My names
 b. My name is
 c. My is name
 d. My name are
23. a. Where do you life?
 b. Where do your live?
 c. Where do you live?
 d. When do you live?
24. a. Where is your from?
 b. Where are your from?
 c. Where is you from?
 d. Where are you from ?

Direction: For questions no 25-27, listen to short paragraph and put a cross (x) on a, b, c, or d for each correct answer. (Untuk nomor 25-27, dengarkan paragraph singkat dengan cermat dan beri tanda silang pada pilihan a, b, c, atau d untuk setiap jawaban yang benar).

25. How is the writer tell where she is from?
 a. I from Singaraja b. I am from Singaraja c. My from Singaraja d. Me from Gianyar
26. What is the writer's brother's name?
 a. Andi
 b. Budi
 c. Agus
 d. Doni

27. How is the writer tell her old?

- a. I am ten years old
- b. My ten years old
- c. Me ten years old
- d. I ten years old

Direction: For questions no 28-30, listen to question carefully and put a cross (x) on a, b, c, or d for each correct answer. (Untuk nomor 28-30, dengarkan pertanyaan dengan cermat dan beri tanda silang pada pilihan a, b, c, atau d untuk setiap jawaban yang benar).

28. a. Ayu, this is Galih, my friend here

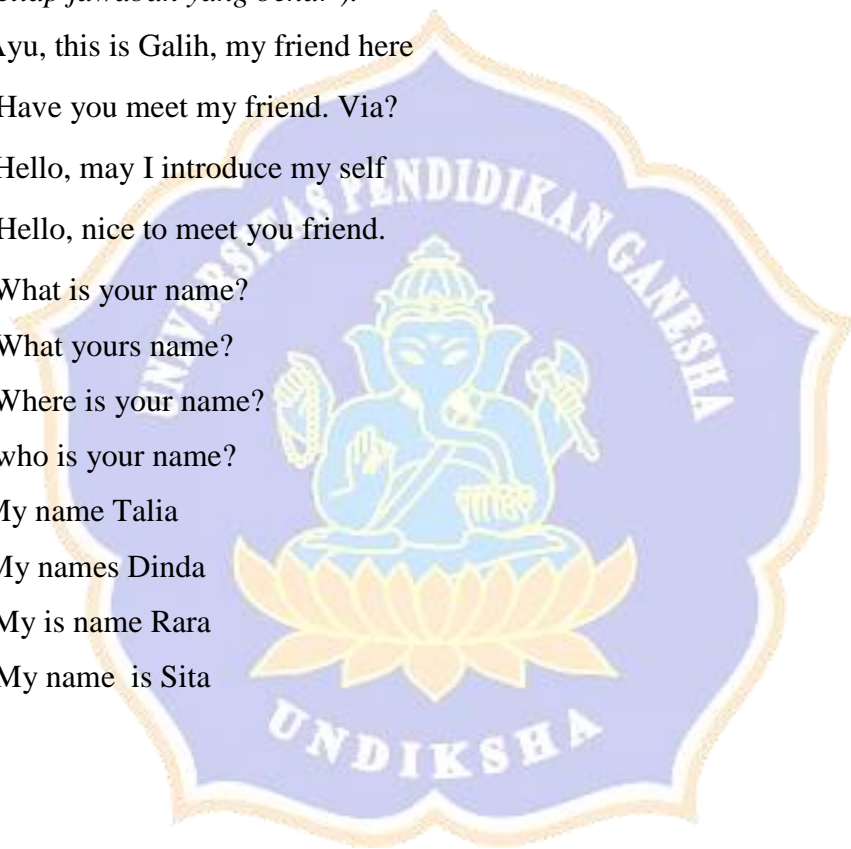
- b. Have you meet my friend. Via?
- c. Hello, may I introduce my self
- d. Hello, nice to meet you friend.

29. a. What is your name?

- b. What yours name?
- c. Where is your name?
- d. who is your name?

30. a. My name Talia

- b. My names Dinda
- c. My is name Rara
- d. My name is Sita



Listening Script and Key Answer:

Direction: For questions no 1-4, listen to a short paragraph and put a cross (x) on a, b, c, or d for each correct answer. (*Untuk nomor 1-4, dengarkan sebuah paragraf singkat dan beri tanda silang pada pilihan a, b, c, atau d untuk setiap jawaban yang benar*).

My name is Fajar. There are four members in my family. They are my mother, my father, my sister and I. My mother is a nurse and my father is a doctor. They work in the hospital. My sister is a kindergarten student. And I am a student too. We are a really happy family. I love them very much.

6. A. 4
7. B. In the hospital
8. D. It is a happy family
9. A. Fajar's family

Direction: For questions no 5-10, listen to question carefully and put a cross (x) on a, b, c, or d for each correct answer. (*Untuk nomor 5-10, dengarkan pertanyaan dengan cermat dan beri tanda silang pada pilihan a, b, c, atau d untuk setiap jawaban yang benar*).

5. The leader of a family is ...
6. My father has a daughter. She is my...
7. My father has a son. He is my ...
8. My father has a wife. She is my ...
9. My mother has a father. He is my ...
10. My mother has a mother. He is my ...

Key answer: 5. A. Father

6. D. Sister
7. B. Brother
8. B. Mother
- 9 A. Grandfather
10. C. Grandmother

Direction: For questions no 11-15, listen to short paragraph and put a cross (x) on a, b, c, or d for each correct answer. (*Untuk nomor 11-15, dengarkan paragraph singkat dan beri tanda silang pada pilihan a, b, c, atau d untuk setiap jawaban yang benar*).

Hi, I am Nana. Today I would like to go to my friend's birthday party. Not only that, I wear dress, I also wear some accessories to make me look more beautiful. The first one is I wear necklace on my neck. After that, I have new flat shoes and I want to wear it on my foot. Next, I wear bandana on my head which has pink color. The fourth is a pair of earrings. I wear them on my ear. The last is belt. I wear belt on my waist. Those are the accessories that I wear to my friend's birthday party.

11. C Neck
12. A. Foot
13. B. Head
14. D. Ear
15. B. Waist

Direction: For questions no 16-20, listen to short text carefully and put a cross (x) on a, b, c, or d for each correct answer. (*Untuk nomor 15-20, dengarkan kalimat singkat dengan cermat dan beri tanda silang pada pilihan a, b, c, atau d untuk setiap jawaban yang benar*).

16. I am a part of the body. You always use it to eat your food.
What am I?....
17. I am a part of the leg. You always protect me with shoes.
What am i?....
18. I am part of the head. I can hear.
What am I?....
19. I am part of head. I can see anything
What am I?...
20. I am part of head. I can smell anything
What am I?

Key answer:

16. A. Mouth
17. D. Foot
18. C. Ear
19. A. Eye
- 20.A.Nose

Direction: For questions no 21-24, listen to short conversation and put a cross (x) on a, b, c, or d for each correct answer. (*Untuk nomor 21-24, dengarkan percakapan singkat dengan cermat dan beri tanda silang pada pilihan a, b, c, atau d untuk setiap jawaban yang benar*).

21. A. What is your name?

22. B. My name is

23. C. Where do you live?

24. D. Where are you from?

Direction: For questions no 25-27, listen to short paragraph and put a cross (x) on a, b, c, or d for each correct answer. (*Untuk nomor 25-27, dengarkan paragraph singkat dengan cermat dan beri tanda silang pada pilihan a, b, c, atau d untuk setiap jawaban yang benar*).

Hallo, my name is Dita Susanti. I am ten years old. I am from Singaraja. I live on Bhaktiseraga Street. My hobbies are dancing and reading comic. I have one sister and one brother. My sister's name is Etik. She is a teacher and she is twenty two years old. My brother's name is Agus. He is a Doctor and he is nineteen years old. I love them so much.

25. B. I am from Singaraja

26. C. Agus

27. A. I am ten years old

Direction: For questions no 28-30, listen to question and put a cross (x) on a, b, c, or d for each correct answer. (*Untuk nomor 28-30, dengarkan pertanyaan dengan cermat dan beri tanda silang pada pilihan a, b, c, atau d untuk setiap jawaban yang benar*).

28. What is your expression when you introduce yourself to someone never meet before?

29. What is your expression to ask someone's name?

30. What is your expression to tell your name?

Key Answers:

28. C. Hello. May I introduce myself?

29. A. What is your name?

30. D. My name is sita

BLUE PRINT (Try Out)

Basic Competency	Material	Indicators	Level of Cognitive Domain	
			C1 (Knowledge)	C2 (Comprehension)
Understand simple instruction with acceptable action in the context of Family, part of the body, and introduction.	Family , Part of body, and Introductions	1. Identify the information from the audio related to family member	1,2,3,4	5,6,7,8,9,0,11,12,13,14,15
		2. Identify the information from the audio related to part of body	16,17,18,19,20	21,22,23,24,25,26,27,28,29,30
		3. Identify the information from the audio related to introduction	36,37,38,39,40	31,32,33,34,35,41,42,43,44,45

BLUE PRINT (Listening Post-test)

Basic Competency	Material	Indicators	Level of Cognitive Domain	
			C1 (Knowledge)	C2 (Comprehension)
Understand simple instruction with acceptable action in the context of Family, part of the body, and introduction.	Family , Part of body, and Introductions	4. Identify the information from the audio related to family member	1,2,3	4,5,6,7,8,9,10
		5. Identify the information from the audio related to part of body	11,12,13,14,15	16,17,18,19,20
		6. Identify the information from the audio related to introduction	25,26,27	21,22,23,24,28,29,30

The Result of Post Test (Control Group)

No	Respondent	Totally Correct	Score
1	Student 1	10	33
2	Student 2	12	40
3	Student 3	27	90
4	Student 4	15	50
5	Student 5	16	53
6	Student 6	12	40
7	Student 7	15	50
8	Student 8	17	56
9	Student 9	10	33
10	Student 10	14	46
11	Student 11	12	40
12	Student 12	26	86
13	Student 13	12	40
14	Student 14	24	80
15	Student 15	17	56
16	Student 16	18	60
17	Student 17	17	56
18	Student 18	18	60
19	Student 19	17	56
20	Student 20	13	43
21	Student 21	17	56

22	Student 22	18	60
23	Student 23	11	36
24	Student 24	22	73
25	Student 25	15	50
26	Student 26	22	73
27	Student 27	19	63
28	Student 28	15	50
29	Student 29	13	43
30	Student 30	20	66
Maximum Score		90	
Minimum Score		33	

$$\text{Score} = \frac{\text{Correct amount}}{\text{Maximum Score}} \times 100$$

Example the student's score number 1 could be seen as follow:

$$\begin{aligned} \text{Score} &= \frac{10}{30} \times 100 \\ &= 33,3 = 33 \end{aligned}$$

The Result of Post Test (Experimental Group)

No	Respondent	Totally Correct	Score
1	Student 1	18	60
2	Student 2	18	60
3	Student 3	19	63
4	Student 4	20	66
5	Student 5	23	76
6	Student 6	24	80
7	Student 7	25	83
8	Student 8	27	90
9	Student 9	28	93
10	Student 10	22	73
11	Student 11	24	80
12	Student 12	26	86
13	Student 13	27	90
14	Student 14	22	73
15	Student 15	27	90
16	Student 16	25	83
17	Student 17	28	93
18	Student 18	23	76
19	Student 19	29	96
20	Student 20	26	86
21	Student 21	22	73

22	Student 22	28	93
23	Student 23	29	96
24	Student 24	25	83
25	Student 25	21	70
26	Student 26	22	73
27	Student 27	25	83
28	Student 28	26	86
29	Student 29	25	83
30	Student 30	24	80
Maximum Score		96	
Minimum Score		60	

$$\text{Score} = \frac{\text{Correct amount}}{\text{Maximum Score}} \times 100$$

Example the student's score number 1 could be seen as follow:

$$\begin{aligned} \text{Score} &= \frac{18}{30} \times 100 \\ &= 60 \end{aligned}$$

Valid Number of Score

NO	Number of Items	Xpbi	Category
1	Item 1	0,34	Valid
2	Item 2	0.28	Invalid
3	Item 3	0.47	Valid
4	Item 4	0.33	Valid
5	Item 5	0.42	valid
6	Item 6	0.51	valid
7	Item 7	0.37	valid
8	Item 8	0.31	valid
9	Item 9	0.35	valid
10	Item 10	0.22	Invalid
11	Item 11	0.37	valid
12	Item 12	0.51	valid
13	Item 13	0.36	valid
14	Item 14	0.37	valid
15	Item 15	0.36	valid
16	Item 16	0.45	valid
17	Item 17	0.31	valid
18	Item 18	0.42	valid
19	Item 19	0.51	valid
20	Item 20	0.44	valid
21	Item 21	0.37	valid
22	Item 22	0.51	valid
23	Item 23	0.33	valid
24	Item 24	0.43	valid
25	Item 25	0.34	valid
26	Item 26	0.46	valid

27	Item 27	0.54	valid
28	Item 28	0.31	valid
29	Item 29	0.43	valid
30	Item 30	0.59	valid
31	Item 31	0.32	valid
32	Item 32	0.47	valid
33	Item 33	0.33	valid
34	Item 34	0.08	Invalid
35	Item 35	0.42	valid
36	Item 36	0.10	Invalid
37	Item 37	0.44	valid
38	Item 38	0.49	valid
39	Item 39	0.41	valid
40	Item 40	0.35	valid
41	Item 41	0.37	valid
42	Item 42	0.34	valid
43	Item 43	0.32	valid
44	Item 44	0.32	valid
45	Item 45	0.31	valid
Valid Item			41 (valid)
Invalid Item			4 (invalid)

Mean, Median Mode, Range, Std. Deviation, and Variance

Mean, Median, Mode, Std. Deviation, Range, and Variance (Experimental Group)

Statistics

Experimental Group

N	Valid	30
	Missing	0
Mean		80.5667
Std. Error of Mean		1.88013
Median		83.0000
Mode		83.00
Std. Deviation		10.29792
Variance		106.047
Range		36.00
Minimum		60.00
Maximum		96.00
Sum		2417.00

Experimental Group

	Frequency	Percent	Valid Percent	Cumulative Percent
60.00	2	6.7	6.7	6.7
63.00	1	3.3	3.3	10.0
66.00	1	3.3	3.3	13.3
70.00	1	3.3	3.3	16.7
73.00	4	13.3	13.3	30.0
76.00	2	6.7	6.7	36.7
Valid 80.00	3	10.0	10.0	46.7
83.00	5	16.7	16.7	63.3
86.00	3	10.0	10.0	73.3
90.00	3	10.0	10.0	83.3
93.00	3	10.0	10.0	93.3
96.00	2	6.7	6.7	100.0
Total	30	100.0	100.0	

Mean, Median, Mode, Std. Deviation, Range, and Variance (Control Group)

Statistics

Control Group

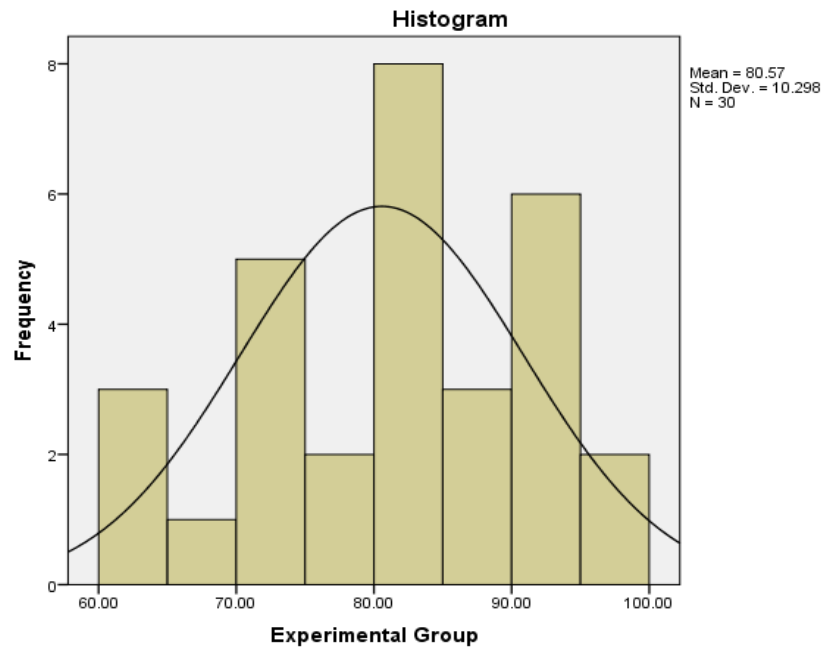
N	Valid	30
	Missing	0
Mean		54.6000
Std. Error of Mean		2.71674
Median		54.5000
Mode		56.00
Std. Deviation		14.88021
Variance		221.421
Range		57.00
Minimum		33.00
Maximum		90.00
Sum		1638.00

Control Group

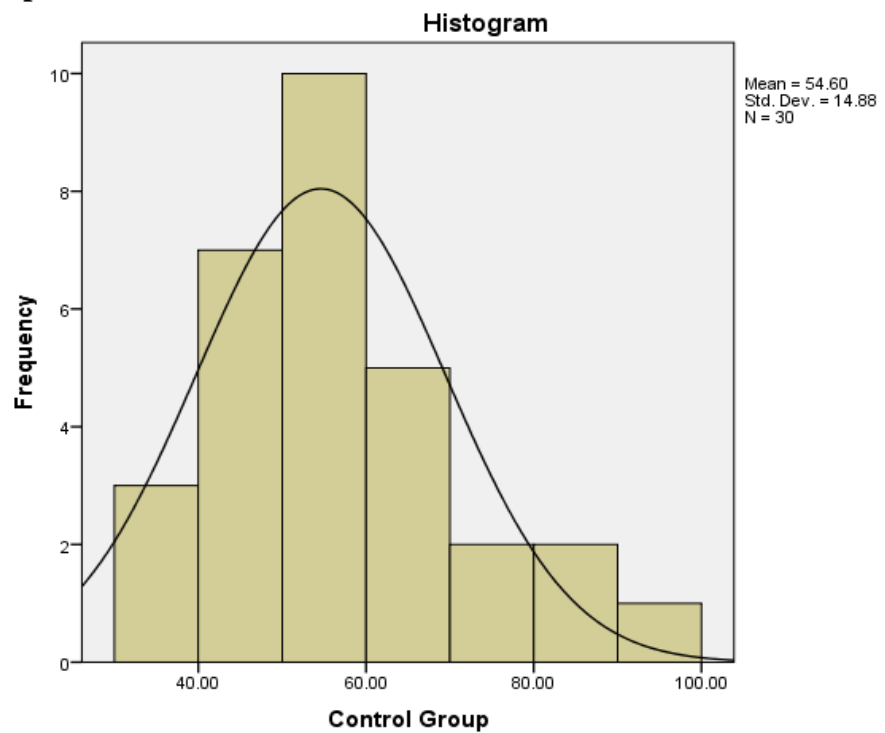
	Frequency	Percent	Valid Percent	Cumulative Percent
33.00	2	6.7	6.7	6.7
36.00	1	3.3	3.3	10.0
40.00	4	13.3	13.3	23.3
43.00	2	6.7	6.7	30.0
46.00	1	3.3	3.3	33.3
50.00	4	13.3	13.3	46.7
53.00	1	3.3	3.3	50.0
56.00	5	16.7	16.7	66.7
60.00	3	10.0	10.0	76.7
63.00	1	3.3	3.3	80.0
66.00	1	3.3	3.3	83.3
73.00	2	6.7	6.7	90.0
80.00	1	3.3	3.3	93.3
86.00	1	3.3	3.3	96.7
90.00	1	3.3	3.3	100.0
Total	30	100.0	100.0	

Histogram of Experimental Group and Control Group

Experimental Group



Control Group



Normality test and Homogeneity, and T-Test with SPSS After Treatment

Independent Samples T-Test

Test Normality and Homogeneity After Treatment

Tests of Normality

	Kolmogorov-Smirnov ^a			Shapiro-Wilk		
	Statistic	Df	Sig.	Statistic	df	Sig.
Experimental group	.104	30	.200*	.976	30	.702
Control group	.147	30	.095	.925	30	.037

*. This is a lower bound of the true significance.

a. Lilliefors Significance Correction



Test of Homogeneity of Variance

		Levene Statistic	df1	df2	Sig.
Scores	Based on Mean	.444	1	58	.508
	Based on Median	.401	1	58	.529
	Based on Median and with adjusted df	.401	1	55.151	.529
	Based on trimmed mean	.421	1	58	.519

Independent Sample T-Test After Treatment										
		Levene's Test for Equality of Variances		t-test for Equality of Means						
		F	Sig.	T	Df	Sig. (2-tailed)	Mean Difference	Std. Error Difference	95% Confidence Interval of the Difference	
									Lower	Upper
Scores	Experimental Group	2.468	.122	7.859	58	.000	25.96667	3.30388	19.35324	32.58009
	Control Group			7.859	51.595	.000	25.96667	3.30388	19.33572	32.59762



Normality test and Homogeneity, and T-Test with SPSS Before Treatment

Test Normality and Homogeneity before Treatment

Tests of Normality

Group	Kolmogorov-Smirnov ^a			Shapiro-Wilk		
	Statistic	df	Sig.	Statistic	Df	Sig.
Scores Group A	.104	30	.200*	.976	30	.702
Group B	.146	30	.102	.936	30	.072

*. This is a lower bound of the true significance.

a. Lilliefors Significance Correction



Test of Homogeneity of Variance

	Levene Statistic	df1	df2	Sig.
Based on Mean	1.619	1	58	.208
Based on Median	1.264	1	58	.265
Scores Based on Median and with adjusted df	1.264	1	52.709	.266
Based on trimmed mean	1.550	1	58	.218

Independent Samples T-Test before Treatment

Independent Samples T-Test

	Levene's Test for Equality of Variances		t-test for Equality of Means						
	F	Sig.	T	Df	Sig. (2-tailed)	Mean Difference	Std. Error Difference	95% Confidence Interval of the Difference	
								Lower	Upper
Score	1.619	.208	-1.428	58	.159	-1.10000	.77016	-2.64164	.44164
s			-1.428	54.372	.159	-1.10000	.77016	-2.64383	.44383



Documentation During Giving Treatment (In Experimental Group)



Documentation During Giving Treatment (In Control Group)



Documentation During Try Out Listening Skill

(Class 3 B at SDN 3 Banjar jawa)



Documentation During Post Test Listening Skill
(Control Group)



Documentation During Post Test Listening Skill
(Experimental Group)

