

**DEVELOPING EDUCATIONAL VIDEOS BY USING
DISCOVERY-BASED LEARNING AS 5TH GRADE
ELEMENTARY SCHOOLS STUDENTS' ENGLISH
LEARNING MEDIA AT BULELENG REGENCY**



BY:

NI LUH PUTU SRI MURDIANI

NIM. 1712021127

**ENGLISH LANGUAGE EDUCATION
FOREIGN LANGUAGES DEPARTMENT
FACULTY OF LANGUAGES AND ART
GANESHA UNIVERSITY OF EDUCATION
SINGARAJA**

2021

**“DEVELOPING EDUCATIONAL VIDEOS BY USING DISCOVERY-BASED
LEARNING AS 5TH GRADE ELEMENTARY SCHOOLS STUDENTS’
ENGLISH LEARNING MEDIA AT BULELENG REGENCY”**

A THESIS



**Had Been Proposed to
Ganesha University of Education
as One of the Requirements
to Complete a Bachelor Degree
at English Language Education Program**

BY:

NI LUH PUTU SRI MURDIANI

1712021127

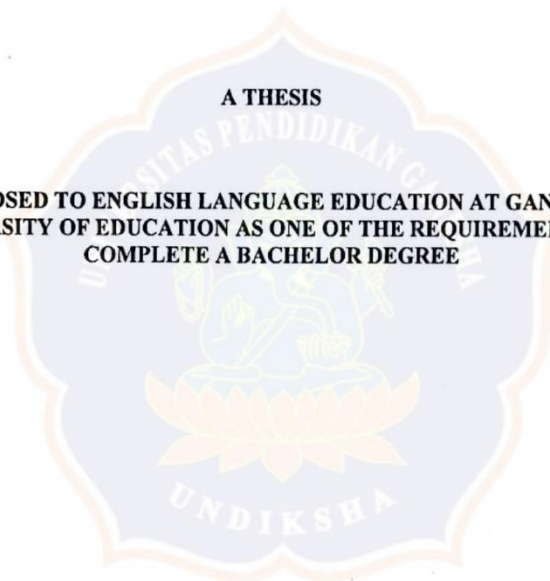
**ENGLISH LANGUAGE EDUCATION
FOREIGN LANGUAGES DEPARTMENT
FACULTY OF LANGUAGES AND ART
GANESHA UNIVERSITY OF EDUCATION
SINGARAJA**

2021

**“DEVELOPING EDUCATIONAL VIDEOS BY USING DISCOVERY-BASED
LEARNING AS 5TH GRADE ELEMENTARY SCHOOLS STUDENTS’
ENGLISH LEARNING MEDIA AT BULELENG REGENCY”**

A THESIS

**PROPOSED TO ENGLISH LANGUAGE EDUCATION AT GANESHA
UNIVERSITY OF EDUCATION AS ONE OF THE REQUIREMENTS TO
COMPLETE A BACHELOR DEGREE**




APPROVED BY:

1st Supervisor,


Prof. Dr. Putu Kerti Nitiasih, M.A
NIP.196206261986032002

2nd Supervisor,


Luh Gd Rahayu Budiarta, S.Pd., M.Pd.
NIP. 199309192018032001

Lembar Persetujuan Dosen Penguji Skripsi

Skripsi oleh Ni Luh Putu Sri Murdiani ini
telah dipertahankan di depan dewan penguji
pada tanggal, 22 Februari 2021

Dewan Penguji,



Dr. Dewa Putu Ramendra, S.Pd., M.Pd.
NIP. 197609022000031001

(Ketua)



Prof. Dr. Ni Made Ratminingsih, M.A
NIP. 196609081991022002

(Anggota)



Prof. Dr. Putu Kerti Nitiasih, M.A
NIP. 196206261986032002

(Anggota)



Luh Gd Rahayu Budiyanta, S.Pd., M.Pd.
NIP. 199309192018032001

(Anggota)

Lembar Persetujuan dan Pengesahan Panitia Ujian

Diterima oleh Panitia Ujian Fakultas Bahasa dan Seni
Universitas Pendidikan Ganesha
guna memenuhi syarat-syarat untuk mencapai gelar sarjana pendidikan

Pada:

Hari : Rabu

Tanggal : 24 Februari 2021



Mengetahui,

Ketua Ujian,

Dr. Dewa Putu Ramendra, S.Pd., M.Pd.
NIP. 197609022000031001

Sekretaris Ujian,

Luh Diah Surya Adnyani, S.Pd., M.Pd.
NIP. 198309232008122001

Mengesahkan,
Dekan Fakultas Bahasa dan Seni



Prof. Dr. I Made Sutarna, M.Pd.
NIP. 1960042419860310021

PERNYATAAN

Dengan ini saya menyatakan bahwa skripsi yang telah saya susun dengan judul “Developing Educational Videos by Using Discovery-based Learning as 5th Grade Elementary Schools Students’ English Learning Media at Buleleng Regency” beserta seluruh isi dan kelengkapannya adalah karya saya sendiri yang telah disusun dengan mengedepankan nilai-nilai dan kode etik penulisan karya ilmiah Universitas Pendidikan Ganesha. Saya tidak melakukan penjiplakan ataupun pengutipan tanpa mengikuti kode etik yang diterapkan oleh masyarakat keilmuan. Dengan pernyataan ini, saya siap bertanggung jawab atas segala sanksi yang nantinya dijatuhkan kepada saya apabila ditemukan adanya pelanggaran, penyalahgunaan, ataupun klaim dalam karya ilmiah yang telah saya susun ini.

Singaraja, 22 Februari 2021

Yang membuat pernyataan



Ni Luh Putu Sri Murdiani

NIM. 1712021127

ACKNOWLEDGEMENTS

Through this writing, the writer would like to express the greatest gratitude to Ida Sang Hyang Widhi Wasa for every step that the writer had taken to complete the journey of writing this thesis under the title **“DEVELOPING EDUCATIONAL VIDEOS BY USING DISCOVERY-BASED LEARNING AS 5TH GRADE ELEMENTARY SCHOOLS STUDENTS’ ENGLISH LEARNING MEDIA AT BULELENG REGENCY”**.

Further, the writer would like to thank few names who had supported and offered countless of care, time, ideas, inspiration, patience, guidance, and feedback to complete the process of writing this thesis:

1. Prof. Dr. Putu Kerti Nitiasih, M.A. as the first supervisor who had kindly delivered valuable guidance, suggestions, feedback, and motivation to complete the product and write this thesis.
2. Luh Gd. Rahayu Budiarta, S.Pd., M.Pd. as the second supervisor who had encouraged the writer to be patient, creative, and passionate to complete the product.
3. Ni Luh Putu Era Adnyayanti, S.Pd., M.Pd. as the third supervisor who had given valuable time correcting the mistakes which the writer did during the process of developing the product and writing the thesis. She had been patient to follow through with every tiny step to complete this thesis.
4. All lecturers at English Language Education Department who had taught and shared their knowledge during the past three and half years to the

writer. They had given good examples and inspired the writer on how to become a good student and a good future English teacher.

5. Mr. David Rothe and Mama Hanna Tampubolon had convinced the writer's decision to become a professional English teacher. They had given valuable examples, experience, love, and care to the writer in Lovina Bali Learning Centre.
6. The writer's parents and big family had supported and always stayed on the writer's side. They had given all the sources for the writers to be strong and keeping to strive in completing the writer's bachelor's degree.
7. The writer's friends who had been there to follow through the process of education journey in ELE Undiksha; Delight classmates, Volunteer mates, organization mates, PPL mates, KKN mates, Sidang Segera mates, and Kapak Tujeng mates.

And finally, the writer hopes that this thesis could be useful and help for the development of English as a Foreign Language teaching and learning process. The writer would highly appreciate and accept any constructive criticism, suggestion, or feedback for those who are willing to help to improve this thesis.

Singaraja, 22 February 2021




Ni Luh Putu Sri Murdiani

TABLE OF CONTENTS

Title Sheet	i
Lembar Persetujuan Dosen Pembimbing	ii
Lembar Persetujuan Dosen Penguji Skripsi	iii
Lembar Persetujuan dan Pengesahan Panitia Ujian	iv
Pernyataan	v
Acknowledgements	vi
Table of Contents	viii
List of Figures	xi
List of Charts	xii
List Tables	xiii
List of Appendices	xiv
ABSTRAK	xv
ABSTRACT	xvi
CHAPTER I INTRODUCTION	1
1.1 Background of the Study	1
1.2 Problem Identification	6
1.3 The Limitation of the Problem	8
1.4 Research Options	8
1.5 The Objectives of Development	8
1.6 The Expected Specification of the Product	9
1.7 Research Significance	9
1.7.1 Theoretical Significance	10
1.7.2 Practical Significance	10
1.8 Assumption and the Limitation of the Development	11
1.9 Definition of Key Terms	11
1.9.1 Conceptual Definition	11
1.9.2 Operational Definition	14
CHAPTER II REVIEW OF RELATED LITERATURE	16
2.1 Theoretical Review	16
2.1.1 Video	16

2.1.2 Discovery-based Learning	23
2.1.3 Media	29
2.1.4 Young Learners.....	32
2.2 Empirical Reviews	35
CHAPTER III RESEARCH METHOD	46
3.1 Design of The Research	46
3.2 Design & Development Research Procedure.....	47
3.2.1 Analysis.....	47
3.2.2 Design	47
3.2.3 Development	48
3.2.4 Evaluation	48
3.3 Research Subject and Object	49
3.4 Research Setting.....	49
3.5 Method of Data Collection.....	49
3.5.1 Interview	50
3.5.2 Document Analysis.....	50
3.5.3 Questionnaire	51
3.6 Instruments of Data Collection	51
3.6.1 Interview Guide	51
3.6.2 Syllabus.....	54
3.6.3 Blueprints.....	54
3.6.4 Expert Judgment Rubric	55
3.6.5 Questionnaires.....	58
3.7 Method of Data Analysis	59
CHAPTER IV FINDING AND DISCUSSION.....	61
4.1 Findings.....	61
4.1.1 Findings of Analysis Phase	61
4.1.2 Findings of Design Phase.....	87
4.1.3 Findings of Development Phase.....	99
4.1.4 Findings of Evaluation Phase.....	146
4.2 Discussion	153

4.3 Implication	160
CHAPTER V SUMMARY, CONCLUSIONS, AND SUGGESTIONS	162
5.1 Summary	162
5.2 Conclusion	162
5.3 Suggestion.....	165
REFERENCES.....	167
APPENDICES	175
CURRICULUM VITAE OF EXPERT 1	261
CURRICULUM VITAE OF EXPERT 2.....	267
CURRICULUM VITAE OF EXPERT 3.....	270
RIWAYAT HIDUP PENULIS	271



LIST OF FIGURES

Figure 2.1 List of Instructional Media	30
Figure 3.1 Richey and Klein (2007) Design and Development Model	47
Figure 4.1 Searching Pictures and Background on Pinterest	105
Figure 4.2 Editing Pictures and Background on PixelLab	106
Figure 4.3 Selecting Free License Audio on YouTube	107
Figure 4.4 Creating the Animation of Supermii	108
Figure 4.5 Creating the Animated-Video on KineMaster Pro	109
Figure 4.6 Creating the Intros on Typomate	110
Figure 4.7 Removing the Greenscreen in Kinemaster Pro	111
Figure 4.8 Combining All Videos on Kinemaster Pro	112
Figure 4.9 Choosing Transition Effect on Kinemaster Pro	113
Figure 4.10 Inserting the Picture on Kinemaster Pro	114
Figure 4.11 Inserting the Animated Video on Kinemaster Pro	115
Figure 4.12 Inserting the Intro on Kinemaster Pro	116
Figure 4.13 Inserting the Text in The Video on Kinemaster Pro	117
Figure 4.14 Adding the Background Music on Kinemaster Pro	118
Figure 4.15 Exporting the Final Video on Kinemaster Pro	119

LIST OF CHARTS

Chart 4.1 Teachers' Experience to Use Media in Their Class	63
Chart 4.2 Teachers' Opinions about the Implementation of The Media.....	64
Chart 4.3 The Types of Media which Used by The Teachers.....	65
Chart 4.4 Teachers' Experience to Use Video	66
Chart 4.5 The Criteria of Good Videos for The Young Learners	67
Chart 4.6 How the Teacher Used Ice Breaker in The Online Classroom	68
Chart 4.7 The Frequency of The Homework Given to the Students.....	69
Chart 4.8 The Types of The Homework Given to the Students.....	70
Chart 4.9 Students' Experience toward the Opening Activity.....	73
Chart 4.10 Students' Experience toward Main Activity	74
Chart 4.11 Students' Chance to Ask and Answer Questions in The Lesson	75
Chart 4.12 How the Teachers Delivered the Homework	76
Chart 4.13 How the Teachers Ended the Lesson	77
Chart 4.14 The Types of Media Used by Teachers to Explain the Materials	78
Chart 4.15 Students' Favorite Media in Online Lesson.....	79
Chart 4.16 Students' Preferences toward Learning Video.....	80
Chart 4.17 Students' Preference to Watch English Learning Video.....	147
Chart 4.18 Students' Responses toward the Explanation in the Video.....	148
Chart 4.19 Students' Responses toward the Sound and Voice in the Video	149
Chart 4.20 Students' Responses toward the Use of Pictures in the Video.....	150
Chart 4.21 Students' Responses toward the Use of Animation in the Video	151

LIST OF TABLES

Table 2.1 Discovery-based Learning Stages.....	28
Table 3.1 The Data Collection Methods and Their Instruments.....	50
Table 3.2 The Blueprint of the Interview Guide for Teachers.....	53
Table 3.3 The Blueprint of the Interview Guide for Students.....	54
Table 3.4 Scale to Measure the Content of the Video.....	56
Table 3.5 The Related Theories Used for Expert Judgement Rubric	58
Table 3.6 The Related Theories Used for Students' Questionnaire.....	59
Table 3.7 The Categories in Rating the Quality of Prototype Videos	61
Table 4.1 Topics of Materials in 5 th Grade Students' Syllabus	83
Table 4.2 Topics that Would Be Developed as Video for 5 th Grade Students	85
Table 4.3 Topics Would Be Developed as Video based on DBL.....	87
Table 4.4 Characteristics of the Videos by Using Discovery-based Learning	89
Table 4.5 Learning Activities for the Videos based-on Syllabus.....	90
Table 4.6 Learning Activities of 1 st Video.....	92
Table 4.7 Learning Activities of 2 nd Video.....	94
Table 4.8 Revision of the 1 st Video Script.....	97
Table 4.9 Revision of the 2 nd Video Script.....	98
Table 4.10 Recording the Videos.....	101
Table 4.11 Applications Used to Edit the Video	104
Table 4.12 Revision of 1 st Video	121
Table 4.13 Revision of 2 nd Video.....	123
Table 4.14 Scale to Measure the Content of the Video.....	124
Table 4.15 Scores of the Videos by The Three Experts.....	125
Table 4.16 The Categories in Rating the Quality of Prototype Videos	126

Table 4.17 Score for Each Quality of the Media	127
Table 4.18 The Quality of the Product.....	128
Table 4.19 Final Prototype of 1 st Video	130
Table 4.20 Final Prototype of 2 nd Video	136
Table 4.21 The Quality of the Videos by the Teacher	146



LIST OF APPENDICES

Appendix 1 Teachers' Interview Guide	176
Appendix 2 Teachers' Interview Guide on Google Forms	177
Appendix 3 Results of Teachers' Interview Guide	179
Appendix 4 Students' Interview Guide	180
Appendix 5 Students' Interview Guide on Google Forms	181
Appendix 6 The Result of Students' Interview Guide	184
Appendix 7 Syllabus of A 5 th Grade Elementary School in Buleleng	186
Appendix 8 Blueprint of the 1 st Video before Revision	193
Appendix 9 Blueprint of the 1 st Video after Revision	199
Appendix 10 Blueprint of the 2 nd Video before Revision	205
Appendix 11 Blueprint of the 2 nd Video after Revision	211
Appendix 12 Expert Judgement Rubric for Educational Experts	217
Appendix 13 Expert Judgement Result for the 1 st Video by the 1 st Expert	221
Appendix 14 Expert Judgement Result for the 2 nd Video by the 1 st Expert	225
Appendix 15 Expert Judgement Result for the 1 st Video by the 2 nd Expert	229
Appendix 16 Expert Judgement Result for the 2 nd Video by the 2 nd Expert	233
Appendix 17 Expert Judgement Result for the 1 st Video by the 3 rd Expert	237
Appendix 18 Expert Judgement Result for the 2 nd Video by the 3 rd Expert	241
Appendix 19 The Result of Teacher's Judgement for the 1 st Video	245
Appendix 20 The Result of Teacher's Judgement for the 2 nd Video	249
Appendix 21 Students' Questionnaire	253
Appendix 22 Students' Questionnaire on Google Forms	254
Appendix 23 Results of Students' Questionnaire	256
Appendix 24 The Documentation	259