

Lampiran 01. Surat Ekspedisi Penelitian



KEMENTERIAN RISET TEKNOLOGI DAN PENDIDIKAN TINGGI
 UNIVERSITAS PENDIDIKAN GANESHA
 FAKULTAS EKONOMI
 JURUSAN MANAJEMEN

Alamat : Jalan Udayana No. 11 Singaraja, Bali Telp.: (0362) 26830 KodePos 81116

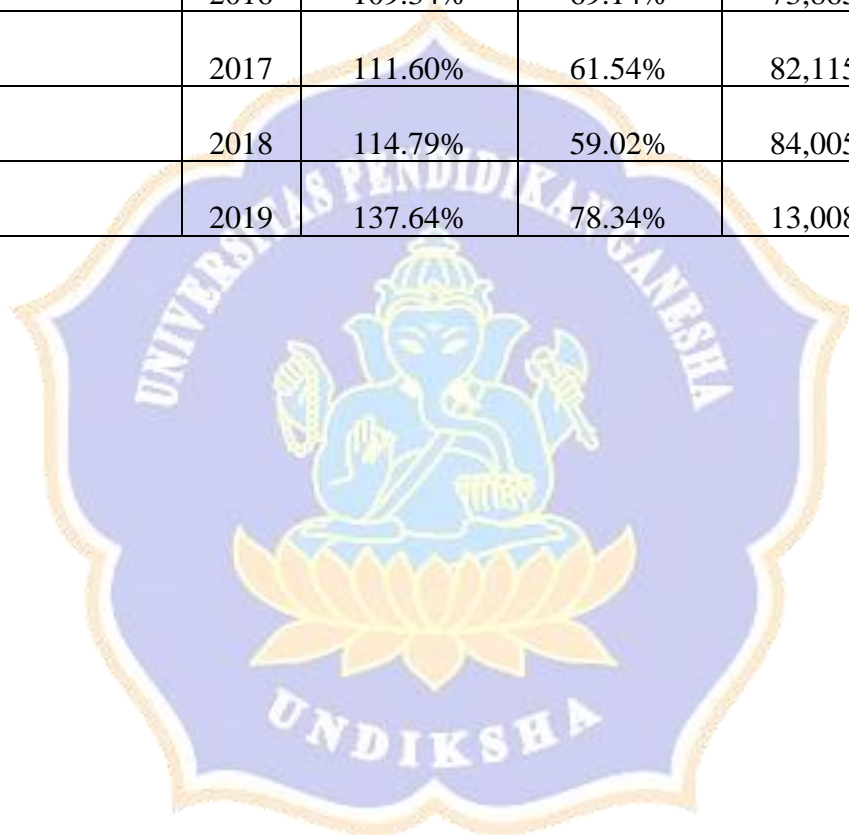
Pengaruh Kecukupan Modal dan Beban Operasional Pendapatan Operasional (BOPO) terhadap Laba Operasi pada BUMDes di Kecamatan Banjar, terkait dengan penelitian tersebut berikut cap pengesahan dan tanda tangan masing-masing BUMDes yang ada di Kecamatan Banjar diantaranya :

| No. | Nama-nama BUMDes yang Ada di Kecamatan Banjar | Tanda Tangan dan Cap |
|-----|---|--------------------------|
| 1. | BUMDes SARI SEDANA DESA SIDETAPA | NI KADEK |
| 2. | BUMDes Adil sejahtera tampekan | KEFUT WARTANA |
| 3. | BUMDes Banyu Ayu Mandara | I. Puji. Ayu Sanjaya |
| 4. | BUMDes Arta' sani lestari | MAHARANI |
| 5. | BUMDes TUNAS FERTHA | NI KES. SRIARTINI |
| 6. | BUMDes Mekar Laba. | Rona Sunarto |

Lampiran 02. Data Kecukupan Modal dan BOPO Badan Usaha Milik Desa (BUMDes) di Kecamatan Banjar Tahun 2015 - 2019.

| No | Nama BUMDes | Tahun | Kecukupan Modal (%) | BOPO (%) | Laba Operasi (Rupiah) |
|----|--------------------|-------|---------------------|----------|-----------------------|
| 1 | Banyu Ayu Mandara | 2015 | 110.50% | 56.94% | 41,178,564 |
| | | 2016 | 115.17% | 61.95% | 36,344,056 |
| | | 2017 | 103.37% | 62.99% | 58,946,601 |
| | | 2018 | 106.06% | 85.58% | 38,133,945 |
| | | 2019 | 104.64% | 84.96% | 25,151,073 |
| 2 | Tunas Kertha | 2015 | 103.61% | 55.01% | 66,904,555 |
| | | 2016 | 102.01% | 60.75% | 51,260,341 |
| | | 2017 | 105.23% | 60.42% | 50,900,000 |
| | | 2018 | 104.21% | 61.26% | 48,419,515 |
| | | 2019 | 105.12% | 61.36% | 43,775,268 |
| 3 | Artha Sari Lestari | 2015 | 102.76% | 43.11% | 76,126,611 |
| | | 2016 | 105.85% | 55.31% | 64,667,659 |
| | | 2017 | 111.37% | 66.71% | 37,831,721 |
| | | 2018 | 103.19% | 78.41% | 23,535,015 |
| | | 2019 | 105.12% | 79.35% | 20,855,630 |
| 4 | Sari Sedana | 2015 | 113.25% | 66.81% | 48,331,882 |
| | | 2016 | 111.94% | 65.01% | 54,274,932 |
| | | 2017 | 110.37% | 60.03% | 43,434,100 |
| | | 2018 | 103.35% | 60.41% | 46,400,218 |
| | | 2019 | 93.33% | 72.95% | 43,283,468 |
| 5 | Adil | 2015 | 129.50% | 25.01% | |

| | | | | | |
|---|------------|------|---------|--------|------------|
| | Sejahtera | | | | 56,812,624 |
| | | 2016 | 82.93% | 24.71% | 99,553,542 |
| | | 2017 | 58.83% | 62.84% | 51,449,553 |
| | | 2018 | 48.62% | 67.48% | 52,102,654 |
| | | 2019 | 124.49% | 41.19% | 94,093,599 |
| 6 | Mekar Laba | 2015 | 118.17% | 69.71% | 61,970,748 |
| | | 2016 | 109.34% | 69.14% | 73,865,925 |
| | | 2017 | 111.60% | 61.54% | 82,115,361 |
| | | 2018 | 114.79% | 59.02% | 84,005,717 |
| | | 2019 | 137.64% | 78.34% | 13,008,855 |



**Lampiran 03. Data Kecukupan Modal Badan Usaha Milik Desa (BUMDes)
di Kecamatan Banjar Tahun 2015-2019.**

| Tahun | Nama BUMDes | CAR | | CAR (%) |
|-------|--------------------|---------------|---------------|---------|
| | | Modal | ATMR | |
| 2015 | Banyu Ayu Mandara | 970,092,019 | 877,943,493 | 110.50% |
| | Tunas Kertha | 904,984,861 | 873,484,000 | 103.61% |
| | Artha Sari Lestari | 1,091,779,611 | 1,062,425,062 | 102.76% |
| | Sari Sedana | 947,826,866 | 836,939,555 | 113.25% |
| | Adil Sejahtera | 997,985,344 | 770,673,721 | 129.50% |
| | Mekar Laba | 947,826,866 | 802,116,795 | 118.17% |
| 2016 | Banyu Ayu Mandara | 1,050,846,260 | 912,399,525 | 115.17% |
| | Tunas Kertha | 914,666,202 | 896,659,551 | 102.01% |
| | Artha Sari Lestari | 1,125,996,625 | 1,063,753,674 | 105.85% |
| | Sari Sedana | 1,193,364,177 | 1,066,068,990 | 111.94% |
| | Adil Sejahtera | 1,056,245,081 | 1,273,583,959 | 82.93% |
| | Mekar Laba | 1,138,232,000 | 1,041,015,710 | 111.60% |
| 2017 | Banyu Ayu Mandara | 2,435,220,927 | 2,355,868,343 | 103.37% |
| | Tunas Kertha | 1,072,399,128 | 1,019,057,051 | 105.23% |
| | Artha Sari Lestari | 1,184,727,900 | 1,063,753,674 | 111.37% |
| | Sari Sedana | 1,192,368,377 | 1,080,323,673 | 110.37% |
| | Adil Sejahtera | 1,172,778,840 | 1,993,385,386 | 58.83% |
| | Mekar Laba | 1,239,147,361 | 1,110,315,210 | 111.60% |
| 2018 | Banyu Ayu Mandara | 2,508,341,169 | 2,364,913,206 | 106.06% |
| | Tunas Kertha | 1,081,794,848 | 1,038,046,035 | 104.21% |

| | | | | |
|------|--------------------|---------------|---------------|---------|
| | Artha Sari Lestari | 1,185,638,815 | 1,148,964,085 | 103.19% |
| | Sari Sedana | 1,383,147,315 | 1,338,320,064 | 103.35% |
| | Adil Sejahtera | 1,224,007,356 | 2,517,450,107 | 48.62% |
| | Mekar Laba | 1,429,653,079 | 1,245,479,435 | 114.79% |
| | | | | |
| 2019 | Banyu Ayu Mandara | 2,447,614,492 | 2,339,075,126 | 104.64% |
| | Tunas Kertha | 924,848,408 | 879,819,189 | 105.12% |
| | Artha Sari Lestari | 1,191,911,869 | 1,169,380,621 | 101.93% |
| | Sari Sedana | 1,409,739,418 | 1,510,419,180 | 93.33% |
| | Adil Sejahtera | 1,215,485,050 | 976,337,043 | 124.49% |
| | Mekar Laba | 1,435,161,934 | 1,042,715,885 | 137.64% |



Lampiran 04. Data BOPO Badan Usaha Milik Desa (BUMDes) di Kecamatan Banjar Tahun 2015-2019.

| Tahun | Nama BUMDes | BOPO | | BOPO (%) |
|-------|--------------------|-------------------|------------------------|----------|
| | | Beban Operasional | Pendapatan Operasional | |
| 2015 | Banyu Ayu Mandara | 54,459,051 | 95,637,615 | 56.94% |
| | Tunas Kertha | 81,815,125 | 148,719,680 | 55.01% |
| | Artha Sari Lestari | 57,689,660 | 133,816,270 | 43.11% |
| | Sari Sedana | 97,309,500 | 145,641,382 | 66.81% |
| | Adil Sejahtera | 18,950,281 | 75,762,904 | 25.01% |
| | Mekar Laba | 142,648,946 | 204,619,695 | 69.71% |
| 2016 | Banyu Ayu Mandara | 59,162,947 | 95,507,003 | 61.95% |
| | Tunas Kertha | 79,346,659 | 130,607,000 | 60.75% |
| | Artha Sari Lestari | 80,033,018 | 144,700,677 | 55.31% |
| | Sari Sedana | 100,827,500 | 155,102,432 | 65.01% |
| | Adil Sejahtera | 32,669,245 | 132,222,786 | 24.71% |
| | Mekar Laba | 165,468,000 | 239,333,925 | 69.14% |
| 2017 | Banyu Ayu Mandara | 100,331,710 | 159,278,311 | 62.99% |
| | Tunas Kertha | 77,708,500 | 128,608,500 | 60.42% |
| | Artha Sari Lestari | 75,815,313 | 113,647,034 | 66.71% |
| | Sari Sedana | 65,243,000 | 108,677,100 | 60.03% |
| | Adil Sejahtera | 87,006,442 | 138,455,995 | 62.84% |
| | Mekar Laba | 131,385,000 | 213,500,361 | 61.54% |
| 2018 | Banyu Ayu Mandara | 226,287,782 | 264,421,727 | 85.58% |
| | Tunas Kertha | 76,574,000 | 124,993,515 | 61.26% |
| | Artha Sari Lestari | 85,495,272 | 109,030,287 | 78.41% |
| | Sari Sedana | 70,804,500 | 117,204,718 | 60.41% |
| | Adil Sejahtera | 108,101,566 | 160,204,220 | 67.48% |
| | Mekar Laba | 120,992,000 | 204,997,717 | 59.02% |

| | | | | |
|------|--------------------|-------------|-------------|--------|
| 2019 | Banyu Ayu Mandara | 142,053,665 | 167,204,738 | 84.96% |
| | Tunas Kertha | 69,519,500 | 113,294,768 | 61.36% |
| | Artha Sari Lestari | 80,131,983 | 100,987,613 | 79.35% |
| | Sari Sedana | 116,711,432 | 159,994,900 | 72.95% |
| | Adil Sejahtera | 65,908,222 | 160,001,821 | 41.19% |
| | Mekar Laba | 47,039,000 | 60,047,855 | 78.34% |



Lampiran 05. Data Laba Operasi Badan Usaha Milik Desa (BUMDes) di Kecamatan Banjar Tahun 2015-2019.

| Tahun | Nama BUMDes | Laba Operasi | | Laba Operasi (Rupiah) |
|-------|--------------------|--------------|-------------|-----------------------|
| | | Pendapatan | Beban | |
| 2015 | Banyu Ayu Mandara | 95,637,615 | 54,459,051 | 41,178,564 |
| | Tunas Kertha | 148,719,680 | 81,815,125 | 66,904,555 |
| | Artha Sari Lestari | 133,816,270 | 57,689,660 | 76,126,611 |
| | Sari Sedana | 145,641,382 | 97,309,500 | 48,331,882 |
| | Adil Sejahtera | 75,762,904 | 18,950,281 | 56,812,624 |
| | Mekar Laba | 204,619,695 | 142,648,946 | 61,970,748 |
| 2016 | Banyu Ayu Mandara | 95,507,003 | 59,162,947 | 36,344,056 |
| | Tunas Kertha | 130,607,000 | 79,346,659 | 51,260,341 |
| | Artha Sari Lestari | 144,700,677 | 80,033,018 | 64,667,659 |
| | Sari Sedana | 155,102,432 | 100,827,500 | 54,274,932 |
| | Adil Sejahtera | 132,222,786 | 32,669,245 | 99,553,542 |
| | Mekar Laba | 239,333,925 | 165,468,000 | 73,865,925 |
| 2017 | Banyu Ayu Mandara | 159,278,311 | 100,331,710 | 58,946,601 |
| | Tunas Kertha | 128,608,500 | 77,708,500 | 50,900,000 |
| | Artha Sari Lestari | 113,647,034 | 75,815,313 | 37,831,721 |
| | Sari Sedana | 108,677,100 | 65,243,000 | 43,434,100 |
| | Adil Sejahtera | 138,455,995 | 87,006,442 | 51,449,553 |
| | Mekar Laba | 213,500,361 | 131,385,000 | 82,115,361 |
| 2018 | Banyu Ayu Mandara | 264,421,727 | 226,287,782 | 38,133,945 |
| | Tunas Kertha | 124,993,515 | 76,574,000 | 48,419,515 |
| | Artha Sari Lestari | 109,030,287 | 85,495,272 | 23,535,015 |
| | Sari Sedana | 117,204,718 | 70,804,500 | 46,400,218 |
| | Adil Sejahtera | 160,204,220 | 108,101,566 | 52,102,654 |
| | Mekar Laba | 204,997,717 | 120,992,000 | 84,005,717 |

| | | | | |
|------|--------------------|-------------|-------------|------------|
| 2019 | Banyu Ayu Mandara | 167,204,738 | 142,053,665 | 25,151,073 |
| | Tunas Kertha | 113,294,768 | 69,519,500 | 43,775,268 |
| | Artha Sari Lestari | 100,987,613 | 80,131,983 | 20,855,630 |
| | Sari Sedana | 159,994,900 | 116,711,432 | 43,283,468 |
| | Adil Sejahtera | 160,001,821 | 65,908,222 | 94,093,599 |
| | Mekar Laba | 60,047,855 | 47,039,000 | 13,008,855 |



Lampiran 06. Hasil Output SPSS 21.0 for Windows Uji Deskriptive Statistic

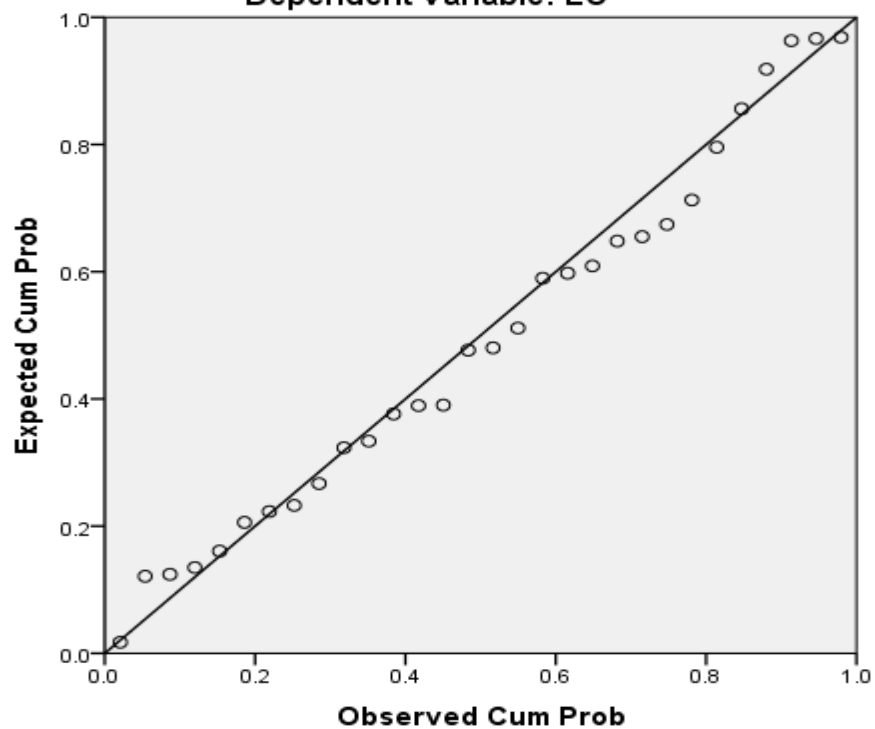
| Descriptive Statistics | | | | | |
|-------------------------------|----|----------|----------|-------------|----------------|
| | N | Minimum | Maximum | Mean | Std. Deviation |
| Kecukupan Modal | 30 | 48.62 | 137.64 | 105.2120 | 17.27667 |
| BOPO | 30 | 24.71 | 85.58 | 61.9433 | 14.29401 |
| Laba Operasi | 30 | 13008855 | 99553542 | 52957791.07 | 20851815.901 |
| Valid N (listwise) | 30 | | | | |



Lampiran 07. Hasil Output SPSS 21.0 for Windows Uji Asumsi Klasik

(1) Uji Normalitas

Normal P-P Plot of Regression Standardized Residual
Dependent Variable: LO



One-Sample Kolmogorov-Smirnov Test

| | | Unstandardized Residual |
|----------------------------------|----------------|-------------------------|
| N | | 30 |
| Normal Parameters ^{a,b} | Mean | .0000000 |
| | Std. Deviation | 14469339.31126435 |
| | Absolute | .087 |
| Most Extreme Differences | Positive | .087 |
| | Negative | -.079 |
| Kolmogorov-Smirnov Z | | .474 |
| Asymp. Sig. (2-tailed) | | .978 |

a. Test distribution is Normal.

b. Calculated from data.

(2) Uji Multikolinearitas

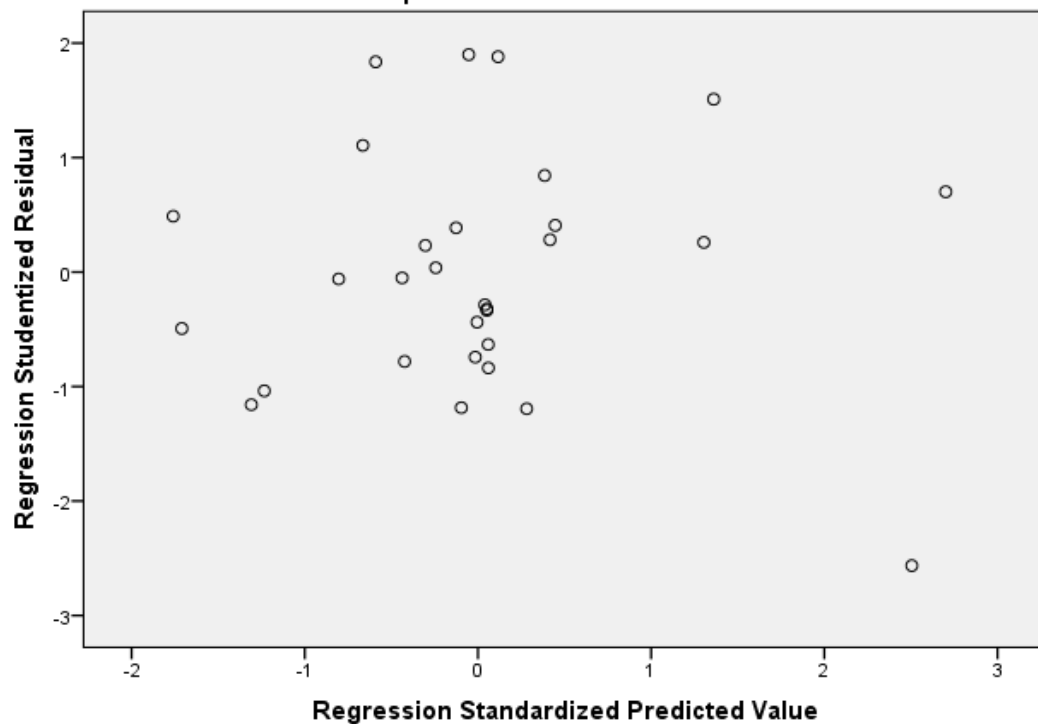
| Model | Unstandardized Coefficients | | Standardized Coefficients | t | Sig. | Collinearity Statistics | | |
|-------|-----------------------------|------------|---------------------------|-------|--------|-------------------------|------|-------|
| | B | Std. Error | Beta | | | Tolerance | VIF | |
| 1 | (Constant) | 119089011 | 23135693. | | 5.147 | | | |
| | | .217 | 912 | | | | | |
| | KM | -50249.380 | 173448.826 | -.041 | -.290 | .774 | .986 | 1.014 |
| | BOPO | 962818.107 | 200449.154 | -.683 | -4.803 | .000 | .986 | 1.014 |

a. Dependent Variable: LO

(3) Uji Heteroskedastisitas

**Scatterplot**

Dependent Variable: LO



Coefficients^a

| Model | Unstandardized Coefficients | | Standardized Coefficients | t | Sig. |
|------------|-----------------------------|--------------|---------------------------|--------|------|
| | B | Std. Error | | | |
| (Constant) | -10877624.625 | 11493230.282 | | -.946 | .352 |
| 1 KM | 280309.569 | 86165.010 | .518 | 3.253 | .068 |
| BOPO | -113271.890 | 99578.093 | -.181 | -1.138 | .265 |

a. Dependent Variable: ABRESID

(4) Uji Autokorelasi

Model Summary^b

| Model | R | R Square | Adjusted R Square | Std. Error of the Estimate | Durbin-Watson |
|-------|-------------------|----------|-------------------|----------------------------|---------------|
| 1 | .679 ^a | .462 | .422 | 14995668.045 | .924 |

a. Predictors: (Constant), BOPO, KM

b. Dependent Variable: LO



Lampiran 08. Hasil *Output* SPSS 21.0 for Windows Uji Regresi Linier Berganda

Model Summary^b

| Model | R | R Square | Adjusted R Square | Std. Error of the Estimate | Change Statistics | | | | | Durbin-Watson |
|-------|-------------------|----------|-------------------|----------------------------|-------------------|----------|-----|-----|---------------|---------------|
| | | | | | R Square Change | F Change | df1 | df2 | Sig. F Change | |
| 1 | .679 ^a | .462 | .422 | 14995668.045 | .462 | 11.574 | 2 | 27 | .000 | .924 |

a. Predictors: (Constant), BOPO, KM

b. Dependent Variable: LO

ANOVA^a

| Model | | Sum of Squares | df | Mean Square | F | Sig. |
|-------|------------|-----------------------|----|----------------------|--------|-------------------|
| 1 | Regression | 5205361484837370.000 | 2 | 2602680742418685.000 | 11.574 | .000 ^b |
| | Residual | 6071491623030496.000 | 27 | 224870060112240.600 | | |
| | Total | 11276853107867860.000 | 29 | | | |

a. Dependent Variable: LO

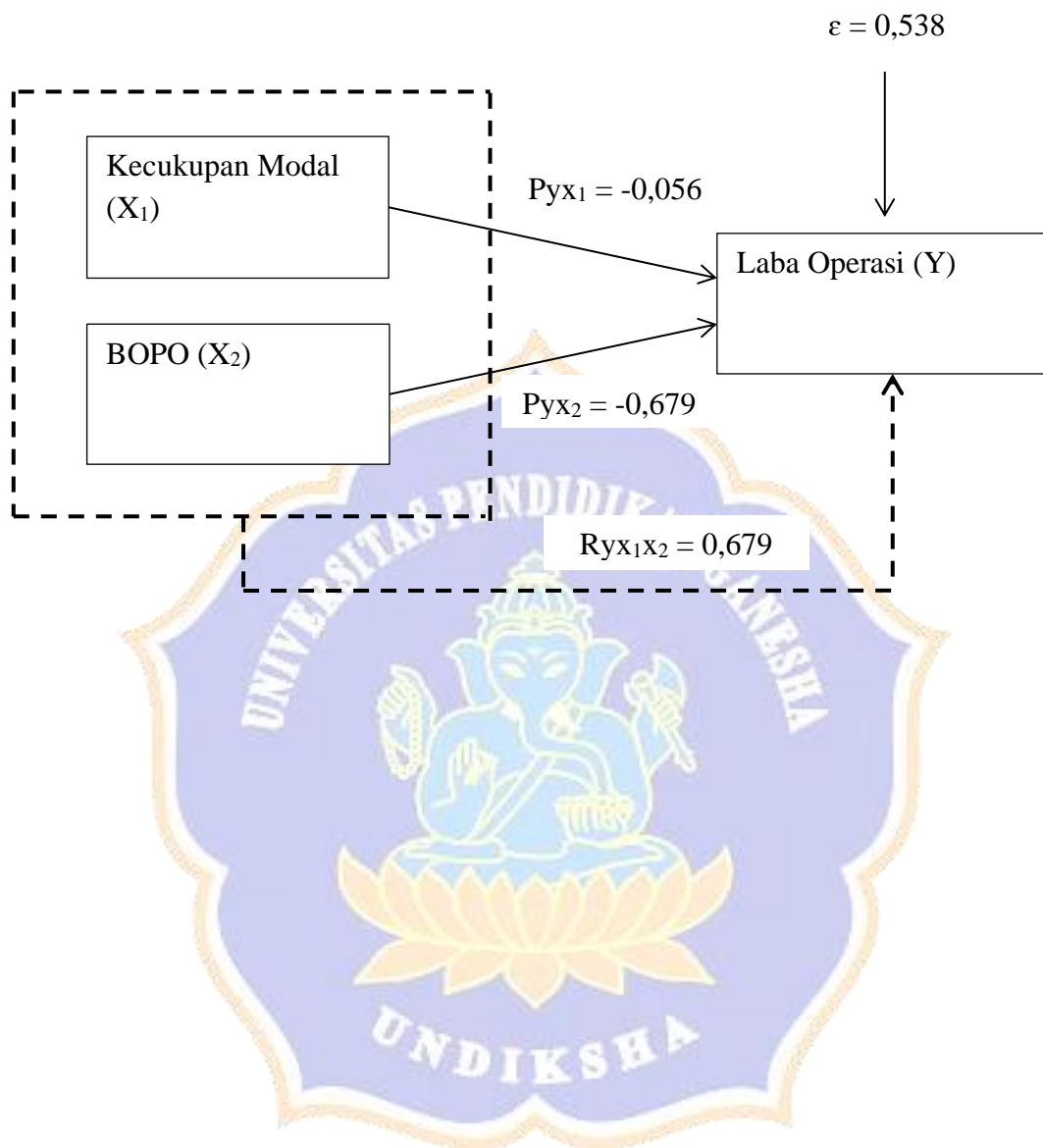
b. Predictors: (Constant), BOPO, KM

Coefficients^a

| Model | | Unstandardized Coefficients | | Standardized Coefficients | T | Sig. | Correlations | | | Collinearity Statistics | | |
|-------|------------|-----------------------------|--------------|---------------------------|--------|------|--------------|------------|---------|-------------------------|-----------|-----|
| | | B | Std. Error | | | | Beta | Zero-order | Partial | Part | Tolerance | VIF |
| 1 | (Constant) | 119089011.217 | 23135693.912 | | 5.147 | .000 | | | | | | |
| | KM | -173448.880 | 50249.326 | -.041 | -.290 | .774 | .039 | -.056 | -.041 | .986 | 1.014 | |
| | BOPO | -200449.1107 | 962818.54 | -.683 | -4.803 | .000 | -.678 | -.679 | -.678 | .986 | 1.014 | |

a. Dependent Variable: LO

Lampiran 09. Struktur Hubungan Pengaruh Kecukupan Modal (X_1) dan BOPO (X_2) terhadap Laba Operasi (Y)



RIWAYAT HIDUP



Kadek Yuyun Tamara Dewi lahir di Banjar pada tanggal 31 Maret 1999. Penulis lahir dari pasangan Bapak I Ketut Sutaya dan Ibu Ni Made Dani. Penulis berkebangsaan Indonesia dan beragama Hindu. Penulis beralamat di Banjar Dinas Desa, Desa Cempaga, Kecamatan Banjar, Kabupaten Buleleng, Provinsi Bali.

Penulis menyelesaikan pendidikan dasar di SD Negeri 1 Cempaga dan lulus tahun 2011. Kemudian penulis melanjutkan di SMP Negeri 4 Banjar dan lulus tahun 2014. Pada tahun 2017, penulis lulus dari SMA Negeri 4 Singaraja dengan Jurusan Ilmu Pengetahuan Sosial (IPS) dan melanjutkan ke S1 Manajemen di Universitas Pendidikan Ganesha. Pada semester akhir ini di tahun 2021, penulis telah menyelesaikan skripsi yang berjudul “Pengaruh Kecukupan Modal dan Beban Operasional Pendapatan Operasional (BOPO) terhadap Laba Operasi pada BUMDes di Kecamatan Banjar”

