



# APPENDICES

## Appendix 1. Instrument of Preparing Lesson Plans for EFL Through Online Learning Platform

### INSTRUMENT I PREPARING LESSON PLANS FOR EFL THROUGH ONLINE LEARNING PLATFORM

**Direction.** Please complete the questionnaire below for each of the lesson plan.

School's Name	
Class/Semester	
Learning Theme	
Learning Sub-theme	
Time Allocation	

	Aspect	Steps	Answer and Explanation (Please choose Yes or No and explain concisely)
A	Learning Objectives	1. Do you state the learning objective containing the audience (A) ?	a. Yes. Please explain how do you state the learning objective which contain the audience. ..... ..... ..... b. No. Please explain the reason for not including the learning objective which contain the audience. ..... .....
		2. Do you state the learning objective containing the behaviour (B) ?	a. Yes. Please explain how do you state the learning objective which contain the behaviour. ..... ..... ..... b. Please explain the reason for not including the learning objective which contain the behaviour. ..... .....

		3. Do you state the learning objective containing the condition (C) ?	<p>a. Yes. Please explain how do you state the learning objective which contain the condition.  .....  .....</p> <p>b. Please explain the reason for not including the learning objective which contain the condition.  .....  .....</p>
		4. Do you state the learning objective containing the degree of attainment (D) ?	<p>a. Yes. Please explain how do you state the learning objective which contain the degree of attainment.  .....  .....</p> <p>b. Please explain the reason for not including the learning objective which contain the degree of attainment.  .....  .....</p>
		5. Do you relate the learning objective to the core competency?	<p>a. Yes. Please explain how do you relate the learning objective to the core competency.  .....  .....</p> <p>b. No. Please explain the reason for not relating the learning objective to the core competency.  .....  .....</p>
		6. Do you relate the learning objective to the basic competency?	<p>a. Yes. Please explain how do you relate the learning objective to the basic competency.  .....  .....</p> <p>b. No. Please explain the reason for not relating the learning objective to the basic competency.  .....  .....</p> <p>c. ....  .....</p>
B	Learning Materials	7. Do you organize the learning materials based on the learning indicators?	<p>a. Yes. Please explain how do you organize the learning materials based on the learning indicators.  .....  .....</p> <p>b. No. Please explain the reason for not organizing the learning materials based on the learning indicators.  .....  .....</p> <p>d. ....  .....</p>
		8. Do you arrange the learning materials based on the learning indicators?	<p>a. Yes. Please explain how do you arrange the learning materials based on the learning indicators.  .....  .....</p> <p>b. No. Please explain the reason for not arranging the learning materials based on the learning indicators.  .....  .....</p>
		9. Do you develop the learning materials into	<p>a. Yes. Please explain how do you develop the learning materials into a theme and sub-themes.  .....  .....</p>

		a theme and sub-themes ?	b. No. Please explain the reason for not developing the learning materials into a theme and sub-themes. ..... .....
C	Learning Activities	10. Do you organize the learning activities based on the learning materials?	a. Yes. Please explain how do you organize the learning activities based on the learning materials. ..... ..... b. No. Please explain the reason for not organizing the learning activities based on the learning materials. ..... .....
		11. Do you organize the learning activities based on the learning methods or techniques?	a. Yes. Please explain how do you organize the learning activities based on the learning methods or techniques. ..... ..... b. No. Please explain the reason for not organizing the learning activities based on the learning methods or techniques. ..... .....
	Learning Media and Sources	12. Do you select the learning media based on the learning objectives?	a. Yes. Please explain how do you select the learning media based on the learning objectives. ..... ..... b. No. Please explain the reason for not selecting the learning media based on the learning objectives. ..... .....
		13. Do you select the learning sources based on the learning objectives?	a. Yes. Please explain how do you select the learning sources based on the learning objectives. ..... ..... b. No. Please explain the reason for not selecting the learning sources based on the learning objectives. ..... .....
		14. Do you select the learning media based on the learning materials?	a. Yes. Please explain how do you select the learning media based on the learning materials. ..... ..... b. No. Please explain the reason for not selecting the learning media based on the learning materials. ..... .....
		15. Do you select the learning sources based on the learning materials?	a. Yes. Please explain how do you select the learning sources based on the learning materials. ..... ..... b. No. Please explain the reason for not selecting the learning sources based on the learning materials. ..... .....

			.....
		16. Do you select the learning media based on the learning methods/techniques?	<p>a. Yes. Please explain how do you select the learning media based on the learning methods/techniques. .....</p> <p>b. No. Please explain the reason for not selecting the learning media based on the learning methods/techniques. .....</p>
		17. Do you select the learning sources based on the learning methods/techniques?	<p>a. Yes. Please explain how do you select the learning sources based on the learning methods/techniques. .....</p> <p>b. No. Please explain the reason for not selecting the learning sources based on the learning methods/techniques. .....</p>
E	Learning Assessment	18. Do you select the assessment types based on the learning objectives?	<p>a. Yes. Please explain how do you select the assessment types based on the learning objectives. .....</p> <p>b. No. Please explain the reason for not selecting the assessment types based on the learning objectives. .....</p>
		19. Do you select the assessment techniques based on the learning objectives?	<p>a. Yes. Please explain how do you select the assessment techniques based on the learning objectives. .....</p> <p>b. No. Please explain the reason for not selecting the assessment techniques based on the learning objectives. .....</p>
		20. Do you select the assessment types and techniques suitable for online learning platform?	<p>a. Yes. Please explain how do you select the assessment types and techniques suitable for online learning platform. .....</p> <p>b. No. Please explain the reason for not selecting the assessment types and techniques suitable for online learning platform. .....</p>

**Appendix 2. Instrument of Teacher Problems in Preparing Lesson Plans for EFL through Online Learning Platform**

**INSTRUMENT II**  
**PROBLEMS IN PREPARING LESSON PLANS FOR EFL**  
**THROUGH ONLINE LEARNING PLATFORM**

**Direction.** Please complete the questionnaire below for each of the lesson plan.

School's Name	
Class/Semester	
Learning Theme	
Learning Sub-theme	
Time Allocation	

	Aspect	Steps	
A	Learning Objectives	1. Do you have problem in stating the learning objective containing the audience (A)?	a. Yes. Please describe clearly and concisely..... ..... b. No.
		2. Do you have problem in stating the learning objective containing the behaviour (B) ?	a. Yes. Please describe clearly and concisely..... ..... b. No.
		3. Do you have problem in stating the learning objective containing the condition (C) ?	a. Yes. Please describe clearly and concisely..... ..... b. No.
		4. Do you have problem in stating the learning objective containing the degree of attainment (D) ?	a. Yes. Please describe clearly and concisely..... ..... b. No.
		5. Do you have problem in relating the learning objective to the core competency?	a. Yes. Please describe clearly and concisely..... .....

			b. No.
		6. Do you have problem in relating the learning objective to the basic competency?	a. Yes. Please describe clearly and concisely..... b. No.
B	Learning Materials	7. Do you have problem in organizing the learning materials based on the learning indicators?	a. Yes. Please describe clearly and concisely..... b. No.
		8. Do you have problem in arranging the learning materials based on the learning indicators?	a. Yes. Please describe clearly and concisely..... b. No.
		9. Do you have problem in developing the learning materials into a theme and sub-themes ?	a. Yes. Please describe clearly and concisely..... b. No.
C	Learning Activities	10. Do you have problem in organizing the learning activities based on the learning materials?	a. Yes. Please describe clearly and concisely..... b. No.
		11. Do you have problem in organizing the learning activities based on the learning methods or techniques?	a. Yes. Please describe clearly and concisely..... b. No.
	Learning Media and Sources	12. Do you have problem in selecting the learning media based on the learning objectives?	a. Yes. Please describe clearly and concisely..... b. No.
		13. Do you have problem in selecting the learning sources based on the learning objectives?	a. Yes. Please describe clearly and concisely..... b. No.
		14. Do you have problem in selecting the learning media based on the learning materials?	a. Yes. Please describe clearly and concisely..... b. No.
		15. Do you have problem in selecting the learning sources based on the learning materials?	a. Yes. Please describe clearly and concisely..... b. No.
		16. Do you have problem in selecting the learning media based on the learning methods/ techniques?	a. Yes. Please describe clearly and concisely..... b. No.
		17. Do you have problem in selecting the learning sources based on the learning methods/techniques?	a. Yes. Please describe clearly and concisely..... b. No.
E	Learning Assessment	18. Do you have problem in selecting the assessment types based on the learning	a. Yes. Please describe clearly and concisely.....

		objectives?	b. bNo.
		19. Do you have problem in selecting the assessment techniques based on the learning objectives?	a. Yes. Please describe clearly and concisely..... ..... b. No.
		20. Do you have problem in selecting the assessment types and techniques suitable for online learning platform?	a. Yes. Please describe clearly and concisely..... ..... b. No.





**Appendix 3. Results of Expert Judge of Instrument in Preparing Lesson Plans for EFL through Online Learning Platform (Prof. Dr. Dewa Komang Tantra, M.Sc.)**

**EXPERT JUDGEMENT SHEET**


**For: Instrument of Preparing Lesson Plans for EFL Through Online Learning Platform**

**Judge I: Prof. Dr. Dewa Komang Tantra, M.Sc**

No.	Expert Response	
	Agree	Disagree
1.	✓	
2.	✓	
3.	✓	
4.	✓	
5.	✓	
6.	✓	
7.	✓	
8.	✓	
9.	✓	
10.	✓	
11.	✓	
12.	✓	
13.	✓	
14.	✓	
15.	✓	
16.		✓
17.	✓	
18.		✓
19.		✓
20.	✓	

Singaraja, 14 oktober 2020

Judge I,



Prof. Dr. Dewa Komang Tantra, M.Sc

NIP. 195203131979031001

**Appendix 4. Results of Expert Judge of Problems in Preparing Lesson Plans for EFL through Online Learning Platform (Prof. Dr. Dewa Komang Tantra, M.Sc.)**

**EXPERT JUDGEMENT SHEET**

**For: Problems in Preparing Lesson Plans for EFL Through Online Learning Platform**

**Judge I: Prof. Dr. Dewa Komang Tantra, M.Sc**

No.	Expert Response	
	Agree	Disagree
1.	✓	
2.	✓	
3.	✓	
4.	✓	
5.	✓	
6.	✓	
7.	✓	
8.	✓	
9.	✓	
10.	✓	
11.	✓	
12.	✓	
13.	✓	
14.	✓	
15.		✓
16.		✓
17.	✓	
18.	✓	
19.	✓	
20.	✓	

Singaraja, 19 Oktober 2020

Judge I,



Prof. Dr. Dewa Komang Tantra, M.Sc


NIP. 195203131979031001

**Appendix 5. Results of Expert Judge of Instrument in Preparing Lesson Plans for EFL through Online Learning Platform (Luh Gd Rahayu Budiarta, S.Pd., M.Pd.)**

**EXPERT JUDGEMENT SHEET**  
**For: Instrument of Preparing Lesson Plans for EFL Through Online Learning Platform**  
**Judge II: Luh Gd Rahayu Budiarta, S.Pd., M.Pd.**

No.	Expert Response		Suggestion
	Relevant	Irrelevant	
1.	√		
2.	√		
3.	√		
4.	√		
5.	√		
6.	√		
7.	√		
8.	√		
9.	√		
10.	√		
11.	√		
12.	√		
13.	√		
14.	√		
15.	√		
16.	√		
17.	√		
18.	√		
19.	√		
20.	√		

Singaraja, 15 October 2020  
 Judge,




Luh Gd Rahayu Budiarta, S.Pd., M.Pd.  
 NIP. 199309192018032001

**Appendix 6. Results of Expert Judge of Problems in Preparing Lesson Plans for EFL through Online Learning Platform (Luh Gd Rahayu Budiarta, S.Pd., M.Pd.)**

**EXPERT JUDGEMENT SHEET**  
**For: Problems in Preparing Lesson Plans for EFL Through Online Learning Platform**  
**Judge II: Luh Gd Rahayu Budiarta, S.Pd., M.Pd.**

No.	Expert Response		Suggestion
	Relevant	Irrelevant	
1.	√		
2.	√		
3.	√		
4.	√		
5.	√		
6.	√		
7.	√		
8.	√		
9.	√		
10.	√		
11.	√		
12.	√		
13.	√		
14.	√		
15.	√		
16.	√		
17.	√		
18.	√		
19.	√		
20.	√		

Singaraja, 15 October 2020  
 Judge,



Luh Gd Rahayu Budiarta, S.Pd., M.Pd.  
 NIP. 199309192018032001

## Appendix 7. The Result of How the Teacher Prepared the Lesson Plan through Google Classroom for the First Topic (Congratulation)

### INSTRUMENT I PREPARING LESSON PLANS FOR EFL THROUGH ONLINE LEARNING PLATFORM

**Direction.** Please complete the questionnaire below for each of the lesson plan.

School's Name	SMA Negeri 3 Singaraja
Class/Semester	X / Odd Semester
Learning Theme	Compliment and congratulation
Learning Sub-theme	Compliment and congratulation
Time Allocation	60 minutes

	Aspect	Steps	Answer and Explanation (Please choose Yes or No and explain concisely)
A	Learning Objectives	1. Do you state the learning objective containing the audience (A)?	<p>a. Yes. Please explain how do you state the learning objective which contain the audience. <b><u>Yes, learning objectives that contain an audience the audience in the lesson objectives on this topic are students</u></b> "Dengan berkerja secara individu, <b>Siswa</b> mampu membuat teks percakapan ungkapan pujian dan selamat dengan benar"</p> <p>b. No. Please explain the reason for not including the learning objective which contain the audience.</p>
		2. Do you state the learning objective containing the behaviour (B)?	<p>a. Yes. Please explain how do you state the learning objective which contain the behaviour. <b><u>Yes, in this topic, there is a behaviour in the learning objective, which is being able to determine expressions of praise and congratulations</u></b> "Dengan berkerja secara individu, Siswa <b>mampu membuat teks percakapan</b> ungkapan pujian dan selamat dengan benar"</p> <p>b. No. Please explain the reason for not including the learning objective which contain the behaviour.</p>

	3. Do you state the learning objective containing the condition (C)?	<p>a. Yes. Please explain how do you state the learning objective which contain the condition.  <u>Yes, the condition in this learning objective is that students work individually</u>  "Dengan <u>berkerja secara individu</u>, Siswa mampu membuat teks percakapan ungkapan pujian dan selamat dengan benar"</p> <p>b. No. Please explain the reason for not including the learning objective which contain the condition.</p>
	4. Do you state the learning objective containing the degree of attainment (D)?	<p>a. Yes. Please explain how do you state the learning objective which contain the degree of attainment.  <u>Yes, I stated that the degree in learning objective is being able to determine the expression of praise and congratulations correctly.</u>  "Dengan berkerja secara individu, Siswa mampu membuat teks percakapan ungkapan pujian dan selamat <u>dengan benar</u>"</p> <p>b. No. Please explain the reason for not including the learning objective which contain the degree of attainment.</p>
	5. Do you relate the learning objective to the core competency ?	<p>a. Yes. Please explain how do you relate the learning objective to the core competency.</p> <p>b. No. Please explain the reason for not relating the learning objective to the core competency.  <u>No, The learning objective not relate with the core competency, because the core competency is written "KI 1 – Menghayati dan mengamalkan ajaran yang dianutnya, KI 2- Menghayati dan mengamalkan perilaku, KI 3 – Memahami, menerapkan menganalisis pengetahuan factual, KI 4- Mengolah Menalar, menyaji dalam ranah kongkret dan ranah abstrak", but the learning objective is "Dengan berkerja secara individu, siswa mampu membuat teks percakapan ungkapan pujian dan selamat dengan benar" this is not related.</u></p>

	6. Do you relate the learning objective to the basic competency	<p>a. Yes. Please explain how do you relate the learning objective to the basic competency.</p> <p>b. No. Please explain the reason for not relating the learning objective to the basic competency.  <u>No, The learning objective not relate with the basic</u></p>
--	---	---

		?	<p><u>competency, because the basic competency is written</u> " Menyusun fungsi sosial, struktur teks, dan unsur kebahasaan dari interaksi interpersonal lisan dan tertulis yang melibatkan tindakan memberi selamat dan memuji (bersayap)", <u>but the learning objective is</u> "Dengan berkerja secara individu, siswa mampu membuat teks percakapan ungkapan pujian dan selamat dengan benar" this is not related.</p>
B	Learning Materials	7. Do you organize the learning materials based on the learning indicators?	<p>a. Yes. Please explain how do you organize the learning materials based on the learning indicators. <u>Yes, I provide understanding such as definitions and examples of learning materials so that they match the learning indicators</u></p> <p>b. No. Please explain the reason for not organizing the learning materials based on the learning indicators.</p>
		8. Do you arrange the learning materials based on the learning indicators?	<p>a. Yes. Please explain how do you arrange the learning materials based on the learning indicators. <u>Yes, I am focused on providing definitions and examples related to congratulation and praise</u></p> <p>b. No. Please explain the reason for not arranging the learning materials based on the learning indicators.</p>
		9. Do you develop the learning materials into a theme and sub-themes?	<p>a. Yes. Please explain how do you develop the learning materials into a theme and sub-themes. <u>Yes, this topic has Theme and sub-Theme. Theme: Compliment and Congratulations Sub Theme: Expression of Congratulations and compliment</u></p> <p>b. No. Please explain the reason for not developing the learning materials into a theme and sub-themes.</p>
C	Learning Activities	10. Do you organize the learning activities based on the learning materials?	<p>a. Yes. Please explain how do you organize the learning activities based on the learning materials.</p> <p>b. No. Please explain the reason for not organizing the learning activities based on the learning materials. <u>No, because learning materials only explain definitions and examples of expressions. There is no activity for example conversation in the material.</u></p>
		11. Do you organize the learning activities	<p>a. Yes. Please explain how do you organize the learning activities based on the learning methods or techniques.</p> <p>b. No. Please explain the reason for not organizing the</p>

		based on the learning methods or techniques?	learning activities based on the learning methods or techniques. <u>No, because the learning method uses a question-and-answer pattern, whereas in learning activities students are only asked to watch videos, say expressions of praise and congratulations, and make a conversational text related to the topic, so, there is no question-and-answer activity</u>
Learning Media and Sources:	12. Do you select the learning media based on the learning objectives?	a. Yes. Please explain how do you select the learning media based on the learning objectives. <u>Yes, I use learning media such as video to provide understanding so that students can determine expressions of congratulations and praise, using Google Classroom to simplify the learning process.</u>	b. No. Please explain the reason for not selecting the learning media based on the learning objectives.
	13. Do you select the learning sources based on the learning objectives?	a. Yes. Please explain how do you select the learning sources based on the learning objectives. <u>Yes, I use videos from youtube as a learning resource, to provide understanding so that students can determine expressions of congratulations and praise</u>	b. No. Please explain the reason for not selecting the learning sources based on the learning objectives.
	14. Do you select the learning media based on the learning materials?	a. Yes. Please explain how do you select the learning media based on the learning materials. <u>Yes, I use a video which contains an explanation of the definition and also an example of Compliment and Congratulations, so students can understand the learning material through videos</u>	b. No. Please explain the reason for not selecting the learning media based on the learning materials.
	15. Do you select the learning sources based on the learning materials	a. Yes. Please explain how do you select the learning sources based on the learning materials. <u>Yes, I am looking for learning materials on YouTube according to the topic namely Compliment and Congratulations and share it to Google Classroom, YouTube as a learning resource.</u>	b. No. Please explain the reason for not selecting the learning sources based on the learning materials.
	16. Do you select the	a. Yes. Please explain how do you select the learning media based on the learning methods/techniques.	




		learning media based on the learning methods/techniques?	<p><b><u>Yes, I chose Google classroom and video as a learning media using the question-and-answer technique / method. So, question and answer activities can be done in google classroom</u></b></p> <p>b. No. Please explain the reason for not selecting the learning media based on the learning methods/techniques</p>
		17. Do you select the learning sources based on the learning methods/techniques?	<p>a. Yes. Please explain how do you select the learning sources based on the learning methods/techniques. <b><u>Yes, I use videos from YouTube and then share them via Google Classroom. On the platform students watch videos and begin the question-and-answer process</u></b></p> <p>b. No. Please explain the reason for not selecting the learning sources based on the learning methods/techniques</p>
E	Learning Assessment	18. Do you select the assessment types based on the learning objectives?	<p>a. Yes. Please explain how do you select the assessment types based on the learning objectives.</p> <p>b. No. Please explain the reason for not selecting the assessment types based on the learning objectives. <b><u>No, because the assessment categories are only Participation and Vocabulary. There is no assessment of Attitudes, Skills and knowledge, while the learning objectives is "Siswa mampu membuat teks percakapan untuk pujian dan ucapan selamat dengan benar"</u></b></p>
		19. Do you select the assessment techniques based on the learning objectives?	<p>a. Yes. Please explain how do you select the assessment techniques based on the learning objectives.</p> <p>b. No. Please explain the reason for not selecting the assessment techniques based on the learning objectives. <b><u>No. Assessment of knowledge can be assessed using a rating scale for the Participation and Vocabulary category, it's not related with the learning objective</u></b></p>
		20. Do you select the assessment types and techniques suitable for online	<p>a. Yes. Please explain how do you select the assessment types and techniques suitable for online learning platform.</p> <p>b. No. Please explain the reason for not selecting the assessment types and techniques suitable for online learning</p>

	learning platform?	platform. <u>No, assessing skills and attitudes is difficult to do using google classroom. However, I use a rating scale technique for assessing knowledge</u>
--	--------------------	---

Singaraja, 30 Maret 2021

Teacher,



Kadek Jaya, S.Pd

NIP. 19810521200902100

## Appendix 8. The Result of How the Teacher Prepared the Lesson Plan through Google Classroom for the Second Topic (Intention)

### INSTRUMENT I PREPARING LESSON PLANS FOR EFL THROUGH ONLINE LEARNING PLATFORM

**Direction.** Please complete the questionnaire below for each of the lesson plan.

School's Name	SMA Negeri 3 Singaraja
Class/Semester	X / Odd Semester
Learning Theme	Intention
Learning Sub-theme	Intention
Time Allocation	60 Minutes

Aspect	Steps	Answer and Explanation (Please choose Yes or No and explain concisely)
A Learning Objectives	1. Do you state the learning objective containing the audience (A)?	<p>a. Yes. Please explain how do you state the learning objective which contain the audience.  <b>Yes. The audience in this topic is students. The learning objectives in this topic contain an audience</b>            "Dengan berkerja secara individu <u>siswa</u> mampu mengidentifikasi ungkapan bertanya dan memberi niat dengan benar"            "Dengan berkerja secara individu <u>siswa</u> mampu membuat teks percakapan singkat tentang bertanya dan memberi intensi dengan baik"</p> <p>b. No. Please explain the reason for not including the learning objective which contain the audience.</p>
	2. Do you state the learning objective containing the behaviour (B)?	<p>a. Yes. Please explain how do you state the learning objective which contain the behaviour.  <b>Yes. Behaviour in the learning objectives in this topic that can be identified by asking questions and giving intentions and being able to have short conversations about asking and giving intentions.</b>            "Dengan berkerja secara individu <u>siswa mampu mengidentifikasi</u> ungkapan bertanya dan memberi niat dengan benar"            "Dengan berkerja secara individu <u>siswa mampu</u></p>

		<p><b>membuat teks percakapan</b> singkat tentang bertanya dan memberi intensi dengan baik”</p> <p>b. Please explain the reason for not including the learning objective which contain the behaviour.</p>
3. Do you state the learning objective containing the condition (C)?	<p>a. Yes. Please explain how do you state the learning objective which contain the condition.  <b><u>Yes. Working individually and discussing together are conditions in the learning objectives on this topic</u></b>  <b><u>“Dengan berkerja secara individu</u></b> siswa mampu mengidentifikasi ungkapan bertanya dan memberi niat dengan benar”  <b><u>“Dengan berkerja secara individu</u></b> siswa mampu membuat teks percakapan singkat tentang bertanya dan memberi intensi dengan baik”</p> <p>b. Please explain the reason for not including the learning objective which contain the condition.</p>	
4. Do you state the learning objective containing the degree of attainment (D)?	<p>a. Yes. Please explain how do you state the learning objective which contain the degree of attainment.  <b><u>Yes, I stated that the degree in learning objective is can be identified by asking questions and giving intentions, and being able to have short conversations about asking and giving intentions.</u></b>  <b><u>“Dengan berkerja secara individu</u></b> siswa mampu mengidentifikasi ungkapan bertanya dan memberi niat <b><u>dengan benar”</u></b>  <b><u>“Dengan berkerja secara individu</u></b> siswa mampu membuat teks percakapan singkat tentang bertanya dan memberi intensi <b><u>dengan baik”</u></b></p> <p>b. Please explain the reason for not including the learning objective which contain the degree of attainment.</p>	
5. Do you relate the learning objective to the core competency ?	<p>a. Yes. Please explain how do you relate the learning objective to the core competency.</p> <p>b. No. Please explain the reason for not relating the learning objective to the core competency.  No, "KI 1 – Menghayati dan mengamalkan ajaran yang dianutnya, KI 2- Menghayati dan mengamalkan perilaku, KI 3 – Memahami, menerapkan menganalisis pengetahuan factual, KI 4- Mengolah Menalar, menyaji dalam ranah kongkret dan ranah abstrak", <b><u>but the learning objective is</u></b> "Dengan berkerja secara individu</p>	

		siswa mampu mengidentifikasi ungkapan bertanya dan memberi niat dengan benar” “Dengan berkerja secara individu siswa mampu membuat teks percakapan singkat tentang bertanya dan memberi intensi dengan baik” <b><u>this is not related.</u></b>
--	--	---

		6. Do you relate the learning objective to the basic competency ?	<p>a. Yes. Please explain how do you relate the learning objective to the basic competency.</p> <p>No. Please explain the reason for not relating the learning objective to the basic competency. <b><u>No, The learning objective not relate with the basic competency, because the basic competency is written "Menganalisis fungsi sosial struktur, dan unsur kebahasaan", but the learning objective is "Dengan berkerja secara individu siswa mampu mengidentifikasi ungkapan bertanya dan memberi niat dengan benar" "Dengan berkerja secara individu siswa mampu membuat teks percakapan singkat tentang bertanya dan memberi intensi dengan baik" this is not related.</u></b></p>
B	Learning Materials	7. Do you organize the learning materials based on the learning indicators?	<p>a. Yes. Please explain how do you organize the learning materials based on the learning indicators. <b><u>Yes, the material is arranged based on learning indicators by providing definitions and examples in learning materials so that they can identify expressions and have conversations</u></b></p> <p>b. No. Please explain the reason for not organizing the learning materials based on the learning indicator.</p>
		8. Do you arrange the learning materials based on the learning indicators?	<p>a. Yes. Please explain how do you arrange the learning materials based on the learning indicators. <b><u>Yes, in the learning material there are definitions and examples that will help this indicator to be achieved</u></b></p> <p>b. No. Please explain the reason for not arranging the learning materials based on the learning indicators.</p>
		9. Do you develop the learning materials into a theme and sub-themes?	<p>a. Yes. Please explain how do you develop the learning materials into a theme and sub-themes <b><u>Yes, this topic has Theme and sub-Theme. Theme: Intention Sub Theme: Intention about activity</u></b></p>


			b. No. Please explain the reason for not developing the learning materials into a theme and sub-themes.
C	Learning Activities	10. Do you organize the learning activities based on the learning materials?	a. Yes. Please explain how do you organize the learning activities based on the learning materials. b. No. Please explain the reason for not organizing the learning activities based on the learning materials. <b><u>No, because learning materials only explain definitions and examples of expressions. There is no activity for example conversation about Intention</u></b>
		11. Do you organize the learning activities based on the learning methods or techniques?	a. Yes. Please explain how do you organize the learning activities based on the learning methods or techniques. <b><u>Yes. I use the CLT Method / discuss communicatively on the main activity.</u></b> b. No. Please explain the reason for not organizing the learning activities based on the learning methods or techniques.
	Learning Media and Sources	12. Do you select the learning media based on the learning objectives?	a. Yes. Please explain how do you select the learning media based on the learning objectives. <b><u>Yes. I use a video about examples of asking questions and giving Intention, which will help achieve learning goals through Google classroom</u></b> b. No. Please explain the reason for not selecting the learning media based on the learning objectives.
		13. Do you select the learning sources based on the learning objectives?	a. Yes. Please explain how do you select the learning sources based on the learning objectives. <b><u>Yes. I chose YouTube as the learning source for the videos that I use to help students understand the example of the Intention, either expressing expressions or having conversations</u></b> b. No. Please explain the reason for not selecting the learning sources based on the learning objectives.
		14. Do you select the learning media based on the learning materials?	a. Yes. Please explain how do you select the learning media based on the learning materials. <b><u>Yes. I am looking for videos from YouTube which contain examples of Intention. Then I shared it with Google Classroom. Video and Google classroom are learning media</u></b> b. No. Please explain the reason for not selecting the learning media based on the learning materials.
		15. Do you select the learning	a. Yes. Please explain how do you select the learning sources based on the learning materials. <b><u>Yes. I think You tube is a great learning resource,</u></b>

		sources based on the learning materials	<b><u>and I looked for example of Intention on YouTube</u></b> b. No. Please explain the reason for not selecting the learning sources based on the learning materials.
		16. Do you select the learning media based on the learning methods/ techniques?	a. Yes. Please explain how do you select the learning media based on the learning methods/techniques. <b><u>Yes. I use Google Classroom to facilitate the discussion process related to the Intention material</u></b> b. No. Please explain the reason for not selecting the learning media based on the learning methods/techniques.
		17. Do you select the learning sources based on the learning methods/techniques?	a. Yes. Please explain how do you select the learning sources based on the learning methods/techniques. <b><u>Yes. using communicative discussion, I use video from youtube as a learning resource for Intention and then share it via google classroom, to support discussion activities</u></b> b. No. Please explain the reason for not selecting the learning sources based on the learning methods/techniques.
E	Learning Assessment	18. Do you select the assessment types based on the learning objectives?	a. Yes. Please explain how do you select the assessment types based on the learning objectives. b. No. Please explain the reason for not selecting the assessment types based on the learning objectives. <b><u>No, because the assessment categories are only Organization and Content. There is no assessment of Attitudes, Skills and knowledge, while the learning objectives is</u></b> "Dengan berkerja secara individu siswa mampu mengidentifikasi ungkapan bertanya dan memberi niat dengan benar" "Dengan berkerja secara individu siswa mampu membuat teks percakapan singkat tentang bertanya dan memberi intensi dengan baik"
		19. Do you select the assessment techniques based on the learning objectives?	a. Yes. Please explain how do you select the assessment techniques based on the learning objectives. b. No. Please explain the reason for not selecting the assessment techniques based on the learning objectives <b><u>No. Assessment of skills and knowledge can be assessed using a rating scale rubric to assess Organization category and content category but in</u></b>

			<u>online learning it is difficult to assess attitudes, knowledge and skill relating the learning objective</u>
		20. Do you select the assessment types and techniques suitable for online learning platform?	<p>a. Yes. Please explain how do you select the assessment types and techniques suitable for online learning platform.</p> <p>b. No. Please explain the reason for not selecting the assessment types and techniques suitable for online learning platform.</p> <p><u>No, the difficulty is assessing the attitudes of students due to online learning. However, for Knowledge and Skills using the rating scale technique, all assessment activities use google classroom</u></p>

Singaraja, 30 Maret 2021

Teacher,



Kadek Jaya, S.Pd

NIP. 19810521200902100



**Appendix 9. The Result of How the Teacher Prepared the Lesson Plan through Google Classroom for the Third Topic (Descriptive Text)**

INSTRUMENT I  
PREPARING LESSON PLANS FOR EFL  
THROUGH ONLINE LEARNING PLATFORM

**Direction.** Please complete the questionnaire below for each of the lesson plan.

School's Name	SMA Negeri 3 Singaraja
Class/Semester	X / Odd Semester
Learning Theme	Descriptive Text
Learning Sub-theme	Descriptive Text (Describing Place)
Time Allocation	60 Minutes

	Aspect	Steps	Answer and Explanation (Please choose Yes or No and explain concisely)
A	Learning Objectives	1. Do you state the learning objective containing the audience (A)?	<p>a. Yes. Please explain how do you state the learning objective which contain the audience. <b><u>Yes, learning objectives that contain an audience the audience in the lesson objectives on this topic are students</u></b> "Dengan berdiskusi bersama teman, <u>siswa</u> dapat mengidentifikasi gambar-gambar Pink beach dengan benar" "Dengan berkerja secara individu, <u>siswa</u> mampu menentukan fungsi sosial, struktur generic, dan ciri kebahasaan teks descriptive dengan benar" "Dengan berkerja secara individu <u>siswa</u> mampu membuat teks descriptive singkat tentang tempat di sekitarnya dengan benar"</p> <p>b. No. Please explain the reason for not including the learning objective which contain the audience.</p>
		2. Do you state the learning objective containing the behaviour	<p>a. Yes. Please explain how do you state the learning objective which contain the behaviour. <b><u>Yes, in this topic, there is a behaviour in the learning objective, which is able to identify images, be able to determine social functions, generic structures and linguistic characteristics of</u></b></p>

	(B)?	<p><b><u>descriptive text and be able to make descriptive text</u></b>          “Dengan berdiskusi bersama teman, <b>siswa dapat mengidentifikasi</b> gambar-gambar Pink beach dengan benar”          “Dengan berkerja secara individu, <b>siswa mampu menentukan</b> fungsi sosial, struktur generic, dan ciri kebahasaan teks descriptive dengan benar”          “Dengan berkerja secara <b>individu siswa mampu membuat teks</b> descriptive singkat tentang tempat di sekitarnya dengan benar”</p> <p>b. Please explain the reason for not including the learning objective which contain the behaviour.</p>
	3. Do you state the learning objective containing the condition (C)?	<p>a. Yes. Please explain how do you state the learning objective which contain the condition.  <b><u>Yes, the condition in this learning objective is that students work individually and discuss together</u></b>          “<b>Dengan berdiskusi bersama teman</b>, siswa dapat mengidentifikasi gambar-gambar Pink beach dengan benar”  <b><u>“Dengan berkerja secara individu</u></b>, siswa mampu menentukan fungsi sosial, struktur generic, dan ciri kebahasaan teks descriptive dengan benar”  <b><u>“Dengan berkerja secara individu</u></b> siswa mampu membuat teks descriptive singkat tentang tempat di sekitarnya dengan benar”</p> <p>b. Please explain the reason for not including the learning objective which contain the condition.</p>
	4. Do you state the learning objective containing the degree of attainment (D)?	<p>a. Yes. Please explain how do you state the learning objective which contain the degree of attainment.  <b><u>Yes, I stated that the degree in learning objective is to identify images, be able to determine social functions, generic structures, and linguistic characteristics of descriptive text, and be able to make descriptive text</u></b>          “Dengan berdiskusi bersama teman, siswa dapat mengidentifikasi gambar-gambar Pink beach <b>dengan benar</b>”          “Dengan berkerja secara individu, siswa mampu menentukan fungsi sosial, struktur generic, dan ciri kebahasaan teks descriptive <b>dengan benar</b>”          “Dengan berkerja secara individu siswa mampu membuat teks descriptive singkat tentang tempat di sekitarnya <b>dengan benar</b>”</p>

			b. Please explain the reason for not including the learning objective which contain the degree of attainment.
		5. Do you relate the learning objective to the core competency ?	<p>a. Yes. Please explain how do you relate the learning objective to the core competency.</p> <p>b. No. Please explain the reason for not relating the learning objective to the core competency.  <u>No. The learning objective not relate with the core competency, because the core competency is written "KI 1 – Menghayati dan mengamalkan ajaran yang dianutnya, KI 2- Menghayati dan mengamalkan perilaku, KI 3 – Memahami, menerapkan menganalisis pengetahuan factual, KI 4- Mengolah Menalar, menyaji dalam ranah kongkret dan ranah abstrak" its not related with the learning objective in the description text topic.</u></p>

		6. Do you relate the learning objective to the basic competency ?	<p>a. Yes. Please explain how do you relate the learning objective to the basic competency.  <u>Yes. The basic competency in this material is <b>distinguishing social functions, text structure, and linguistic elements from several descriptive texts and compiling descriptive texts, so that the relationship with the learning objectives is able to identify images, determine social functions, generic structures and linguistic characteristics of descriptive text and make descriptive text</b></u></p> <p>b. No. Please explain the reason for not relating the learning objective to the basic competency.</p>
B	Learning Materials	7. Do you organize the learning materials based on the learning indicators?	<p>a. Yes. Please explain how do you organize the learning materials based on the learning indicators.  <u>Yes. I provide an explanation of the definition, generic structure, and language features about descriptive text in the learning material, it is based on learning indicators, namely identifying images, determining social functions, text structure, and linguistic elements and making descriptive text.</u></p> <p>b. No. Please explain the reason for not organizing the learning materials based on the learning indicators.</p>
		8. Do you arrange the learning	<p>a. Yes. Please explain how do you arrange the learning materials based on the learning indicators.  <u>Yes. I explained the material related to generic</u></p>

		materials based on the learning indicators?	<p><u>structures, language features and definitions of Descriptive text in the learning material</u></p> <p>b. No. Please explain the reason for not arranging the learning materials based on the learning indicators.</p>
		9. Do you develop the learning materials into a theme and sub-themes?	<p>a. Yes. Please explain how do you develop the learning materials into a theme and sub-themes. <b><u>Yes. The theme is Descriptive Text, and the Sub-theme is Descriptive Text (Describing Place) so it will focus on describing the place</u></b></p> <p>b. No. Please explain the reason for not developing the learning materials into a theme and sub-themes.</p>
C	Learning Activities	10. Do you organize the learning activities based on the learning materials?	<p>a. Yes. Please explain how do you organize the learning activities based on the learning materials. <b><u>Yes. In the main activity, I gave questions according to the picture given, explained the material using video, gave descriptive text for discussion and the students made descriptive text.</u></b></p> <p>b. No. Please explain the reason for not organizing the learning activities based on the learning materials.</p>
		11. Do you organize the learning activities based on the learning methods or techniques?	<p>a. Yes. Please explain how do you organize the learning activities based on the learning methods or techniques. <b><u>Yes. I use discuss communicatively / CLT method</u></b></p> <p>b. No. Please explain the reason for not organizing the learning activities based on the learning methods or techniques.</p>
	Learning Media and Sources	12. Do you select the learning media based on the learning objectives?	<p>a. Yes. Please explain how do you select the learning media based on the learning objectives. <b><u>Yes. To help students understand, I chose Video and picture for learning media related to topic, to achieve learning objective</u></b></p> <p>b. No. Please explain the reason for not selecting the learning media based on the learning objectives.</p>
		13. Do you select the learning sources based on the learning objectives?	<p>a. Yes. Please explain how do you select the learning sources based on the learning objectives. <b><u>Yes. For learning resources, I chose YouTube for videos which I use as a learning media to help students understand according to learning objectives</u></b></p> <p>b. No. Please explain the reason for not selecting the</p>

			learning sources based on the learning objectives.
		14. Do you select the learning media based on the learning materials?	<p>a. Yes. Please explain how do you select the learning media based on the learning materials. <b><u>Yes. I use a video from YouTube to clarify the explanation I previously gave regarding the material</u></b></p> <p>b. No. Please explain the reason for not selecting the learning media based on the learning materials.</p>
		15. Do you select the learning sources based on the learning materials?	<p>a. Yes. Please explain how do you select the learning sources based on the learning materials. <b><u>Yes. I am looking for learning materials on YouTube in accordance with the topic "Descriptive text". I think YouTube is a learning resource.</u></b></p> <p>b. No. Please explain the reason for not selecting the learning sources based on the learning materials.</p>
		16. Do you select the learning media based on the learning methods/ techniques?	<p>a. Yes. Please explain how do you select the learning media based on the learning methods/techniques. <b><u>Yes. To simplify the process of discussing Descriptive text material, I use Google classroom as a learning media</u></b></p> <p>b. No. Please explain the reason for not selecting the learning media based on the learning methods/techniques.</p>
		17. Do you select the learning sources based on the learning methods/ techniques?	<p>a. Yes. Please explain how do you select the learning sources based on the learning methods/techniques. <b><u>Yes. For Descriptive text I use a communicative discussion using video from YouTube and share it via google classroom</u></b></p> <p>b. No. Please explain the reason for not selecting the learning sources based on the learning methods/techniques</p>
E	Learning Assessment	18. Do you select the assessment types based on the learning objectives?	<p>a. Yes. Please explain how do you select the assessment types based on the learning objectives.</p> <p>b. No. Please explain the reason for not selecting the assessment types based on the learning objectives. <b><u>No, because the assessment categories are only Participation, organization and Content. There is no assessment of Attitudes, Skills and knowledge. while the learning objectives is "siswa dapat</u></b></p>

		<p>mengidentifikasi gambar dengan benar”  “siswa mampu menentukan fungsi sosial, struktur generic, dan ciri kebahasaan teks descriptive dengan benar”  “siswa mampu membuat teks descriptive singkat tentang tempat di sekitarnya dengan benar”</p>
	19. Do you select the assessment techniques based on the learning objectives?	<p>a. Yes. Please explain how do you select the assessment techniques based on the learning objectives.</p> <p>b. No. Please explain the reason for not selecting the assessment techniques based on the learning objectives.  <u><b>No, in Online learning it is very difficult to assess attitudes, and skill, but I use a rating scale to assess the assesment</b></u></p>
	20. Do you select the assessment types and techniques suitable for online learning platform?	<p>a. Yes. Please explain how do you select the assessment types and techniques suitable for online learning platform.</p> <p>b. No. Please explain the reason for not selecting the assessment types and techniques suitable for online learning platform.  <u><b>No, in online learning it is difficult to assess attitudes in online learning, I use a rating scale technique for the assessment of knowledge and skills</b></u></p>

Singaraja, 30 Maret 2021

Teacher,



Kadek Jaya, S.Pd

NIP. 19810521200902100

**Appendix 10. The Result of How the Teacher Prepared the Lesson Plan through Google Classroom for the Fourth Topic (Announcement)**

**INSTRUMENT I**  
**PREPARING LESSON PLANS FOR EFL**  
**THROUGH ONLINE LEARNING PLATFORM**

**Direction.** Please complete the questionnaire below for each of the lesson plan.

School's Name	SMA Negeri 3 Singaraja
Class/Semester	X / Odd Semester
Learning Theme	Announcement
Learning Sub-theme	Announcement (School Activity)
Time Allocation	60 Minutes

Aspect	Steps	Answer and Explanation (Please choose Yes or No and explain concisely)
A	1. Do you state the learning objective containing the audience (A)?	<p>a. Yes. Please explain how do you state the learning objective which contain the audience. <b>Yes. The audience in this topic is students. The learning objectives in this topic contain an audience</b> "Dengan berdiskusi bersama, <u>siswa</u> mampu menentukan fungsi sosial, struktur teks, struktur generic dan ciri kebahasaan dari beberapa teks pengumuman dengan benar" "Dengan berkerja secara individu <u>siswa</u> mampu membuat pengumuman singkat dengan benar"</p> <p>b. No. Please explain the reason for not including the learning objective which contain the audience.</p>
	2. Do you state the learning objective containing the behaviour (B)?	<p>a. Yes. Please explain how do you state the learning objective which contain the behaviour. <b>Yes. Behaviour in the learning objectives in this topic that is able to determine social functions, generic structures and linguistic characteristics of Announcement text and is able to make brief announcement</b> "Dengan berdiskusi bersama, <u>siswa mampu</u> menentukan fungsi sosial, struktur teks, struktur generic dan ciri kebahasaan dari beberapa teks</p>

	<p>pengumuman dengan benar”  “Dengan berkerja secara individu <b>siswa mampu membuat pengumuman</b> singkat dengan benar”</p> <p>b. Please explain the reason for not including the learning objective which contain the behaviour.</p>
3. Do you state the learning objective containing the condition (C)?	<p>a. Yes. Please explain how do you state the learning objective which contain the condition.  <b><u>Yes. Working individually and discussing together are conditions in the learning objectives on this topic.</u></b>  “Dengan berdiskusi bersama, siswa mampu menentukan fungsi sosial, struktur teks, struktur generic dan ciri kebahasaan dari beberapa teks pengumuman dengan benar”  “<b><u>Dengan berkerja secara individu siswa</u></b> mampu membuat pengumuman singkat dengan benar”</p> <p>b. Please explain the reason for not including the learning objective which contain the condition.</p>
4. Do you state the learning objective containing the degree of attainment (D)?	<p>a. Yes. Please explain how do you state the learning objective which contain the degree of attainment.  <b><u>Yes, I stated that the degree in learning objective is to determine social functions, generic structures, and linguistic characteristics of Announcement text and is able to make a brief announcement</u></b>  “Dengan berdiskusi bersama, siswa mampu menentukan fungsi sosial, struktur teks, struktur generic dan ciri kebahasaan dari beberapa teks pengumuman <b>dengan benar</b>”  “Dengan berkerja secara individu siswa mampu membuat pengumuman singkat <b>dengan benar</b>”</p> <p>b. Please explain the reason for not including the learning objective which contain the degree of attainment.</p>
5. Do you relate the learning objective to the core competency ?	<p>a. Yes. Please explain how do you relate the learning objective to the core competency.</p> <p>b. No. Please explain the reason for not relating the learning objective to the core competency.  <b><u>No, The learning objective not relate with the core competency, because the core competency is written</u></b>  “KI 1 – Menghayati dan mengamalkan ajaran yang dianutnya, KI 2- Menghayati dan mengamalkan prilaku, KI 3 – Memahami, menerapkan menganalisis pengetahuan factual, KI 4- Mengolah Menalar, menyaji</p>



			dalam ranah kongkret dan ranah abstrak", <b>But ist not relaed with the learning objective in the announcement topic</b>
--	--	--	--

		6. Do you relate the learning objective to the basic competency ?	<p>a. Yes. Please explain how do you relate the learning objective to the basic competency.  <b><u>Yes. In this material the basic competencies are distinguishing social functions, text structures, and linguistic elements from several texts and compiling certain texts in the form of announcements, so that this is related to the learning objectives, namely being able to determine the social function, generic structure and linguistic characteristics of several announcement texts and being able to make an announcement</u></b></p> <p>b. No. Please explain the reason for not relating the learning objective to the basic competency.</p>
B	Learning Materials	7. Do you organize the learning materials based on the learning indicators?	<p>a. Yes. Please explain how do you organize the learning materials based on the learning indicators.  <b><u>Yes. I provide an explanation of the definition, generic structure functions, and language features about announcemets in learning material, it is based on learning indicators, namely Determining social functions, text structure, and linguistic elements and create announcement text</u></b></p> <p>b. No. Please explain the reason for not organizing the learning materials based on the learning indicators.</p>
		8. Do you arrange the learning materials based on the learning indicators?	<p>a. Yes. Please explain how do you arrange the learning materials based on the learning indicators.  <b><u>Yes. I explained the material related to definition, the function, generic structure and also the language feature of announcement text, it is based on learning indicators.</u></b></p> <p>b. No. Please explain the reason for not arranging the learning materials based on the learning indicators.</p>
		9. Do you develop the learning materials into a theme and sub-themes?	<p>a. Yes. Please explain how do you develop the learning materials into a theme and sub-themes.  <b><u>Yes. The theme is Announcement, and the Sub-theme is Announcement (School activity) so it will focus on Announcement about school activity</u></b></p> <p>b. No. Please explain the reason for not developing the learning materials into a theme and sub-themes.</p>

C	Learning Activities	10. Do you organize the learning activities based on the learning materials?	<p>a. Yes. Please explain how do you organize the learning activities based on the learning materials. <b><u>Yes. In the main activity I give questions according to the announcements delivered, give examples of announcements using video, students make announcement text and discuss together</u></b></p> <p>b. No. Please explain the reason for not organizing the learning activities based on the learning materials.</p>
		11. Do you organize the learning activities based on the learning methods or techniques?	<p>a. Yes. Please explain how do you organize the learning activities based on the learning methods or techniques. <b><u>Yes. I use the discuss technique communicatively / CLT method</u></b></p> <p>b. No. Please explain the reason for not organizing the learning activities based on the learning methods or techniques.</p>
	Learning Media and Sources	12. Do you select the learning media based on the learning objectives?	<p>a. Yes. Please explain how do you select the learning media based on the learning objectives. <b><u>Yes. I chose Video to help students understand the Announcement material such as function, definition and generic structure</u></b></p> <p>b. No. Please explain the reason for not selecting the learning media based on the learning objectives.</p>
		13. Do you select the learning sources based on the learning objectives?	<p>a. Yes. Please explain how do you select the learning sources based on the learning objectives. <b><u>Yes. I chose YouTube as the learning source for the videos I use to help students understand the Announcement material</u></b></p> <p>b. No. Please explain the reason for not selecting the learning sources based on the learning objectives.</p>
		14. Do you select the learning media based on the learning materials?	<p>a. Yes. Please explain how do you select the learning media based on the learning materials. <b><u>Yes. I use videos from YouTube which provide examples related to the Announcement material</u></b></p> <p>b. No. Please explain the reason for not selecting the learning media based on the learning materials.</p>
		15. Do you select the learning sources	<p>a. Yes. Please explain how do you select the learning sources based on the learning materials. <b><u>Yes. I use YouTube as a learning resource, by looking for Announcement material on YouTube</u></b></p>

		based on the learning materials	b. No. Please explain the reason for not selecting the learning sources based on the learning materials.
		16. Do you select the learning media based on the learning methods/techniques?	a. Yes. Please explain how do you select the learning media based on the learning methods/techniques. <b><u>Yes, I think to simplify the process of discussing, I use Google classroom as a learning media for Announcement</u></b> b. No. Please explain the reason for not selecting the learning media based on the learning methods/techniques.
		17. Do you select the learning sources based on the learning methods/techniques?	a. Yes. Please explain how do you select the learning sources based on the learning methods/techniques. <b><u>Yes, I share videos from YouTube through Google classroom and use communicative discussion techniques for Announcement materials</u></b> b. No. Please explain the reason for not selecting the learning sources based on the learning methods/techniques.
E	Learning Assessment	18. Do you select the assessment types based on the learning objectives?	a. Yes. Please explain how do you select the assessment types based on the learning objectives. b. No. Please explain the reason for not selecting the assessment types based on the learning objectives. <b><u>No, there are 2 types of assessment (Knowledge and Skills. It is very difficult to assess Attitude during online learning using google classroom</u></b>
		19. Do you select the assessment techniques based on the learning objectives?	a. Yes. Please explain how do you select the assessment techniques based on the learning objectives. b. No. Please explain the reason for not selecting the assessment techniques based on the learning objectives. <b><u>No, assessment of attitudes and skills is difficult to do because of online learning. Based on the learning objectives, says uses a rating scale for knowledge assessment (determining social function, generic structure and linguistic characteristics)</u></b>
		20. Do you select the assessment types and techniques	a. Yes. Please explain how do you select the assessment types and techniques suitable for online learning platform. b. No. Please explain the reason for not selecting the

		suitable for online learning platform?	assessment types and techniques suitable for online learning platform. <b><u>No, in providing assessments to students in google classroom, such as assessing attitudes and skills in this material. However, the assessment of knowledge uses the rating scale technique</u></b>
--	--	--	---

Singaraja, 30 Maret 2021

Teacher,



Kadek Jaya, S.Pd

NIP. 19810521200902100

,

**Appendix 11. The Result of Teacher Problems in Preparing Lesson Plan through Google Classroom for the First Topic (Congratulations)**

**INSTRUMENT II**  
**PROBLEMS IN PREPARING LESSON PLANS FOR EFL**  
**THROUGH ONLINE LEARNING PLATFORM**

**Direction.** Please complete the questionnaire below for each of the lesson plan.

School's Name	SMA Negeri 3 Singaraja
Class/Semester	X / Odd Semester
Learning Theme	Announcement
Learning Sub-theme	Announcement (School Activity)
Time Allocation	60 Minutes


	Aspect	Steps	Answer and Explanation (Please choose Yes or No if Yes explain concisely)
A	Learning Objectives	1. Do you have problem in stating the learning objective containing the audience (A)?	NO
		2. Do you have problem in stating the learning objective containing the behaviour (B)?	NO
		3. Do you have problem in stating the learning objective containing the condition (C)?	NO
		4. Do you have problem in stating the learning objective containing the degree of attainment (D)?	NO
		5. Do you have problem in relating the learning objective to the core competency?	Yes, In the Announcement topic, I have the problem in relating the learning objective to the core competency, because it is not easy to know whether students can understand, or apply learning objectives
		6. Do you have problem in	NO

		relating the learning objective to the basic competency?	
B	Learning Materials	7. Do you have problem in organizing the learning materials based on the learning indicators?	NO
		8. Do you have problem in arranging the learning materials based on the learning indicators?	NO
		9. Do you have problem in developing the learning materials into a theme and sub-themes?	NO
C	Learning Activities	10. Do you have problem in organizing the learning activities based on the learning materials?	NO
		11. Do you have problem in organizing the learning activities based on the learning methods or techniques?	NO
	Learning Media and Sources	12. Do you have problem in selecting the learning media based on the learning objectives?	NO
		13. Do you have problem in selecting the learning sources based on the learning objectives?	NO
		14. Do you have problem in selecting the learning media based on the learning materials?	NO
		15. Do you have problem in selecting the learning sources based on the learning materials?	NO
		16. Do you have problem in selecting the learning media based on the learning methods/ techniques?	NO
		17. Do you have problem in selecting the learning	NO

		sources based on the learning methods/techniques?	
E	Learning Assessment	18. Do you have problem in selecting the assessment types based on the learning objectives?	Yes, I have difficulty choosing the type of assessment, I have difficulty doing attitude assessments in Google Classroom
		19. Do you have problem in selecting the assessment techniques based on the learning objectives?	Yes, I find it very difficult to assess attitudes and skills using online learning in this lesson plan. However, based on learning objectives, I use the Rating scale technique to assess knowledge (determine social function, generic structure and Language feature).
		20. Do you have problem in selecting the assessment types and techniques suitable for online learning platform?	Yes, I have difficulty preparing students assessments, especially attitude assessments and skills assessments, during online learning using google classroom on this topic. However, I use the rating scale technique technique for the assessment of knowledge

Singaraja, 30 Maret 2021

Teacher,



Kadek Jaya, S.Pd

NIP. 19810521200902100

**Appendix 12. The Result of Teacher Problems in Preparing Lesson Plan through Google Classroom for the Second Topic (Intention)**

**INSTRUMENT II**  
**PROBLEMS IN PREPARING LESSON PLANS FOR EFL**  
**THROUGH ONLINE LEARNING PLATFORM**

**Direction.** Please complete the questionnaire below for each of the lesson plan.

School's Name	SMA Negeri 3 Singaraja
Class/Semester	X / Odd Semester
Learning Theme	Intention
Learning Sub-theme	Intention
Time Allocation	60 Minutes

	Aspect	Steps	Answer and Explanation (Please choose Yes or No if Yes explain concisely)
A	Learning Objectives	1. Do you have problem in stating the learning objective containing the audience (A)?	NO
		2. Do you have problem in stating the learning objective containing the behaviour (B)?	NO
		3. Do you have problem in stating the learning objective containing the condition (C)?	NO
		4. Do you have problem in stating the learning objective containing the degree of attainment (D)?	NO
		5. Do you have problem in relating the learning objective to the core competency?	Yes, I have the problem in relating the learning objective to the core competency in the Intention topic, because it is not easy to know whether students can understand, or apply learning objectives
		6. Do you have problem in	Yes, I have a problem in selecting the




		relating the learning objective to the basic competency?	learning objective based on the basic competency because to fulfill the learning objective when online learning is very difficult to do, the learning objective is "Siswa mampu mengidentifikasi ungkapan dan Siswa mampu membuat teks percakapan" so it is very difficult to relate to basic competencies in the intention topic.
B	Learning Materials	7. Do you have problem in organizing the learning materials based on the learning indicators?	NO
		8. Do you have problem in arranging the learning materials based on the learning indicators?	NO
		9. Do you have problem in developing the learning materials into a theme and sub-themes?	NO
C	Learning Activities	10. Do you have problem in organizing the learning activities based on the learning materials?	I have the problem about organizing the learning activities based on the learning material in this topic because it is very difficult to provide activities for students according to the learning material that students need, so students only use videos to understand the material
		11. Do you have problem in organizing the learning activities based on the learning methods or techniques?	NO
	Learning Media and Sources	12. Do you have problem in selecting the learning media based on the learning objectives?	NO
		13. Do you have problem in selecting the learning sources based on the learning objectives?	NO
		14. Do you have problem in selecting the learning media based on the learning materials?	NO
		15. Do you have problem in	NO

		selecting the learning sources based on the learning materials	
		16. Do you have problem in selecting the learning media based on the learning methods/ techniques?	NO
		17. Do you have problem in selecting the learning sources based on the learning methods/techniques?	NO
E	Learning Assessment	18. Do you have problem in selecting the assessment types based on the learning objectives?	Yes, I have difficulty choosing the type of assessment, I have difficulty doing attitude assessments in Online Learning
		19. Do you have problem in selecting the assessment techniques based on the learning objectives?	Yes, I use the Rating scale, but I have difficulty assessing student attitudes, because online learning is very difficult to assess student attitudes.
		20. Do you have problem in selecting the assessment types and techniques suitable for online learning platform?	Yes, I use 3 types of assessment, using a rating scale technique. I have difficulty assessing attitudes when learning online using google classroom

Singaraja, 30 Maret 2021

Teacher,



Kadek Jaya, S.Pd

NIP. 19810521200902100

**Appendix 13. The Result of Teacher Problems in Preparing Lesson Plan through Google Classroom for the Third Topic (Descriptive Text)**

**INSTRUMENT II**  
**PROBLEMS IN PREPARING LESSON PLANS FOR EFL**  
**THROUGH ONLINE LEARNING PLATFORM**

**Direction.** Please complete the questionnaire below for each of the lesson plan.

School's Name	SMA Negeri 3 Singaraja
Class/Semester	X / Odd Semester
Learning Theme	Descriptive Text
Learning Sub-theme	Descriptive Text (Describing Place)
Time Allocation	60 Minutes


	Aspect	Steps	Answer and Explanation (Please choose Yes or No if Yes explain concisely)
A	Learning Objectives	1. Do you have problem in stating the learning objective containing the audience (A)?	NO
		2. Do you have problem in stating the learning objective containing the behaviour (B)?	NO
		3. Do you have problem in stating the learning objective containing the condition (C)?	NO
		4. Do you have problem in stating the learning objective containing the degree of attainment (D)?	NO
		5. Do you have problem in relating the learning objective to the core competency?	Yes, I have the problem in relating the learning objective to the core competency, because it is not easy to know whether students can

			understand, or apply learning objectives in the descriptive text topic
		6. Do you have problem in relating the learning objective to the basic competency?	NO
B	Learning Materials	7. Do you have problem in organizing the learning materials based on the learning indicators?	NO
		8. Do you have problem in arranging the learning materials based on the learning indicators?	NO
		9. Do you have problem in developing the learning materials into a theme and sub-themes?	NO
C	Learning Activities	10. Do you have problem in organizing the learning activities based on the learning materials?	NO
		11. Do you have problem in organizing the learning activities based on the learning methods or techniques?	NO
	Learning Media and Sources	12. Do you have problem in selecting the learning media based on the learning objectives?	NO
		13. Do you have problem in selecting the learning sources based on the learning objectives?	NO
		14. Do you have problem in selecting the learning media based on the learning materials?	NO
		15. Do you have problem in selecting the learning sources based on the learning materials?	NO
		16. Do you have problem in selecting the learning media based on the learning	NO

		methods/ techniques?	
		17. Do you have problem in selecting the learning sources based on the learning methods/techniques?	NO
E	Learning Assessment	18. Do you have problem in selecting the assessment types based on the learning objectives?	Yes, because of online learning, I have difficulty doing attitude assessments
		19. Do you have problem in selecting the assessment techniques based on the learning objectives?	Yes, I am having trouble assessing students' attitudes and skill due to online learning. However, I use a rating scale technique to start Knowledge
		20. Do you have problem in selecting the assessment types and techniques suitable for online learning platform?	Yes, I have difficulty assessing students' attitudes and skill when doing online learning but for knowledge assessment and skills using a rating scale technique

Singaraja, 30 Maret 2021

Teacher,



Kadek Jaya, S.Pd

NIP. 19810521200902100

**Appendix 14. The Result of Teacher Problems in Preparing Lesson Plan through Google Classroom for the Fourth Topic (Announcement)**

**INSTRUMENT II**  
**PROBLEMS IN PREPARING LESSON PLANS FOR EFL**  
**THROUGH ONLINE LEARNING PLATFORM**

**Direction.** Please complete the questionnaire below for each of the lesson plan.

School's Name	SMA Negeri 3 Singaraja
Class/Semester	X / Odd Semester
Learning Theme	Announcement
Learning Sub-theme	Announcement (School Activity)
Time Allocation	60 Minutes


	Aspect	Steps	Answer and Explanation (Please choose Yes or No if Yes explain concisely)
A	Learning Objectives	1. Do you have problem in stating the learning objective containing the audience (A)?	NO
		2. Do you have problem in stating the learning objective containing the behaviour (B)?	NO
		3. Do you have problem in stating the learning objective containing the condition (C)?	NO
		4. Do you have problem in stating the learning objective containing the degree of attainment (D)?	NO
		5. Do you have problem in relating the learning objective to the core competency?	Yes, In the Announcement topic, I have the problem in relating the learning objective to the core competency, because it is not easy to know whether students can understand, or apply learning objectives
		6. Do you have problem in	NO

		relating the learning objective to the basic competency?	
B	Learning Materials	7. Do you have problem in organizing the learning materials based on the learning indicators?	NO
		8. Do you have problem in arranging the learning materials based on the learning indicators?	NO
		9. Do you have problem in developing the learning materials into a theme and sub-themes?	NO
C	Learning Activities	10. Do you have problem in organizing the learning activities based on the learning materials?	NO
		11. Do you have problem in organizing the learning activities based on the learning methods or techniques?	NO
	Learning Media and Sources	12. Do you have problem in selecting the learning media based on the learning objectives?	NO
		13. Do you have problem in selecting the learning sources based on the learning objectives?	NO
		14. Do you have problem in selecting the learning media based on the learning materials?	NO
		15. Do you have problem in selecting the learning sources based on the learning materials?	NO
		16. Do you have problem in selecting the learning media based on the learning methods/ techniques?	NO
		17. Do you have problem in selecting the learning	NO

		sources based on the learning methods/techniques?	
E	Learning Assessment	18. Do you have problem in selecting the assessment types based on the learning objectives?	Yes, I have difficulty choosing the type of assessment, I have difficulty doing attitude assessments in Google Classroom
		19. Do you have problem in selecting the assessment techniques based on the learning objectives?	Yes, I find it very difficult to assess attitudes and skills using online learning in this lesson plan. However, based on learning objectives, I use the Rating scale technique to assess knowledge (determine social function, generic structure and Language feature).
		20. Do you have problem in selecting the assessment types and techniques suitable for online learning platform?	Yes, I have difficulty preparing students assessments, especially attitude assessments and skills assessments, during online learning using google classroom on this topic. However, I use the rating scale technique for the assessment of knowledge

Singaraja, 30 Maret 2021

Teacher,



Kadek Jaya, S.Pd

NIP. 19810521200902100



## Appendix 15. Lesson Plan Topic 1

### RENCANA PELAKSANAAN PEMBELAJARAN (RPP)

Sekolah	: SMA N 3 Singaraja
Mata pelajaran	: English - Wajib
Klass/Semester	: X / Ganjil
Topik	: Compliment and congratulation
Alokasi waktu	: 60 Menit

#### A. KOMPETENSI INTI

- KI 1 : Menghayati dan mengamalkan ajaran agama yang dianutnya
- KI 2 : Menghayati dan mengamalkan perilaku jujur, disiplin, tanggungjawab, peduli (gotong royong, kerjasama, toleran, damai), santun, responsif dan pro-aktif dan menunjukkan sikap sebagai bagian dari solusi atas berbagai permasalahan dalam berinteraksi secara efektif dengan lingkungan sosial dan alam serta dalam menempatkan diri sebagai cerminan bangsa dalam pergaulan dunia
- KI 3 : Memahami, menerapkan, menganalisis pengetahuan faktual, konseptual, prosedural dan metakognitif berdasarkan rasa ingin tahunya tentang ilmu pengetahuan, teknologi, seni, budaya, dan humaniora dengan wawasan kemanusiaan, kebangsaan, kenegaraan, dan peradaban terkait penyebab fenomena dan kejadian, serta menerapkan pengetahuan prosedural pada bidang kajian yang spesifik sesuai dengan bakat dan minatnya untuk memecahkan masalah
- KI 4 : Mengolah, menalar, dan menyaji dalam ranah konkret dan ranah abstrak terkait dengan pengembangan dari yang dipelajarinya di sekolah secara mandiri, bertindak secara efektif dan kreatif, serta mampu menggunakan metoda sesuai kaidah keilmuan

## B. KOMPETENSI DASAR DAN INDIKATOR

BASIC COMPETENCES	INDICATORS
3.2 Menyusun fungsi sosial, struktur teks, dan unsur kebahasaan dari interaksi interpersonal lisan dan tertulis yang melibatkan tindakan memberi selamat dan memuji bersayap (diperpanjang) dan menanggapi sesuai konteks penggunaannya.	3.2.1 Membuat teks percakapan yang melibatkan tindakan memberi selamat dan memuji (Bersayap)

## C. TUJUAN PEMBELAJARAN

Dengan bekerja secara individu siswa mampu membuat teks percakapan ungkapan pujian dan ucapan selamat dengan benar.

## D. MATERI PEMBELAJARAN

Congratulations are words expressing praise for an achievement or good wishes on a special occasion. Saying congratulations is one of the best ways to let a person know that you are proud of him/her.

There are many expressions of congratulation such as

“Congratulation on your ...”

“Congratulations!”

“Great job!”

“Well done!”

“Happy birthday!”

“Happy New Year!”, etc.

Compliment is expression of praise or admiration. Giving compliment is telling something nice to or about someone, it means to tell someone that you like the way they look or that you are pleased with something they have done.

There are so many expressions of giving compliment such as “That’s a lovely dress”, “I really like your new hair style”, “That was a nice performance”, “How genius you are!”, etc.

**E. METODE PEMBELAJARAN**

Metode langsung digunakan dalam pertemuan ini karena pertemuan ini akan berfokus pada konsep, kosakata, tata bahasa, dan fokus pada pola tanya jawab.

**F. MEDIA, ALAT, DAN SUMBER PEMBELAJARAN**

1. Laptop/handphone
2. Google Classroom
3. Video dari Youtube

**G. KEGIATAN PEMBELAJARAN**

No	Kegiatan Pembelajaran		Waktu
	Kegiatan Guru	Kegiatan Siswa	
1	<b>Pembuka</b> <ul style="list-style-type: none"> <li>• Guru menyapa siswa.</li> <li>• Guru memeriksa kehadiran siswa.</li> <li>• Guru menyatakan tujuan pembelajaran.</li> </ul>	<ul style="list-style-type: none"> <li>• Siswa menyapa guru</li> <li>• Siswa mengambil kehadiran</li> <li>• Siswa mendengarkan penjelasan guru tentang tujuan pembelajaran.</li> </ul>	10 Menit
2	<b>Kegiatan Inti</b> <ul style="list-style-type: none"> <li>• Guru memberikan 2 video dari YouTube kepada siswa.</li> <li>• Guru meminta siswa untuk menonton dan memahami video tersebut</li> <li>• Guru bertanya kepada siswa apakah ada yang ingin mereka tanyakan tentang materi tersebut</li> <li>• Guru meminta semua siswa menyebutkan ungkapan pujian dan ucapan selamat dari video kedua "Julie dan Margo"</li> </ul>	<ul style="list-style-type: none"> <li>• Siswa menonton video yang diberikan oleh guru</li> <li>• Siswa berusaha memahami video yang diberikan oleh guru</li> <li>• Siswa menanyakan sesuatu yang tidak mereka pahami tentang materi dalam video</li> <li>• Siswa menyebutkan ungkapan pujian dan ucapan selamat pada kedua video yang telah diberikan</li> <li>• Siswa membuat teks</li> </ul>	40 Menit

	<ul style="list-style-type: none"> <li>Guru meminta siswa untuk membuat teks percakapan tentang memberikan selamat</li> </ul>	percakapan tentang memberikan selamat	
<b>3</b>	<b>Penutup</b> <ul style="list-style-type: none"> <li>Guru mengajak beberapa siswa untuk menyelesaikan tugas</li> <li>Guru memberikan umpan balik tentang pelajaran.</li> <li>Guru mengakhiri kelas dengan mengucapkan selamat tinggal.</li> </ul>	<ul style="list-style-type: none"> <li>Siswa menyelesaikan tugas yang telah diberikan oleh guru</li> <li>Siswa mendengarkan umpan balik tentang pembelajaran</li> <li>Siswa mengucapkan selamat tinggal kepada guru</li> </ul>	<b>10 Menit</b>

#### H. PENILAIAN

**Penilaian Sikap** : Pengamatan selama proses pembelajaran.

**Penilaian Pengetahuan** : Mengukur partisipasi mereka selama kelas

**Penilaian Keterampilan** : Dengan menjawab pertanyaan.

#### I. RUBRIK PENILAIAN

KATAGORI	KRITERIA PENILAIAN	SKOR			
		4 (Sangat Baik)	3 (Baik)	2 (Cukup)	1 (Tidak cukup baik)
Partisipasi	<ul style="list-style-type: none"> <li>Menjawab pertanyaan</li> </ul>				

	terkait materi <ul style="list-style-type: none"> <li>▪ Menyebutkan contoh berdasarkan situasi kehidupan nyata</li> </ul>				
Kosa Kata	<ul style="list-style-type: none"> <li>▪ Pemilihan kosa kata untuk ungkapan yang bervariasi</li> <li>▪ Menentukan ekspresi pujian dan selamat</li> </ul>				

Mengetahui

Kepala SMA Negeri 3 Singaraja



Putri Eka Wilantara, M.Pd

NIP. 19740718 199903 1 005

Singaraja, 25 Agustus 2020

Guru

A handwritten signature in blue ink, appearing to be "Kadek Jaya".

Kadek Jaya, S.Pd

NIP. 198105212009021008

**Lampiran**

1. Video dari youtube tentang short explanation and expressions of congratulations and compliments:

The first video: [https://youtu.be/P6rDmhf\\_bPo](https://youtu.be/P6rDmhf_bPo)

The second video: <https://youtu.be/36O3gECsPgQ>

## Appendix 16. Lesson Plan Topic 2

### RENCANA PELAKSANAAN PEMBELAJARAN (RPP)

Sekolah	: SMA N 3 Singaraja
Mata pelajaran	: English - Wajib
Klass/Semester	: X / Ganjil
Topik	: Intention
Alokasi waktu	: 60 Menit

#### A. KOMPETENSI INTI

- KI 1 : Menghayati dan mengamalkan ajaran agama yang dianutnya
- KI 2 : Menghayati dan mengamalkan perilaku jujur, disiplin, tanggungjawab, peduli (gotong royong, kerjasama, toleran, damai), santun, responsif dan pro-aktif dan menunjukkan sikap sebagai bagian dari solusi atas berbagai permasalahan dalam berinteraksi secara efektif dengan lingkungan sosial dan alam serta dalam menempatkan diri sebagai cerminan bangsa dalam pergaulan dunia
- KI 3 : Memahami, menerapkan, menganalisis pengetahuan faktual, konseptual, prosedural dan metakognitif berdasarkan rasa ingin tahunya tentang ilmu pengetahuan, teknologi, seni, budaya, dan humaniora dengan wawasan kemanusiaan, kebangsaan, kenegaraan, dan peradaban terkait penyebab fenomena dan kejadian, serta menerapkan pengetahuan prosedural pada bidang kajian yang spesifik sesuai dengan bakat dan minatnya untuk memecahkan masalah
- KI 4 : Mengolah, menalar, dan menyaji dalam ranah konkret dan ranah abstrak terkait dengan pengembangan dari yang dipelajarinya di sekolah secara mandiri, bertindak secara efektif dan kreatif, serta mampu menggunakan metoda sesuai kaidah keilmuan

## B. KOMPETENSI DASAR DAN INDIKATOR

BASIC COMPETENCES	INDICATORS
3.4 Menganalisis fungsi sosial, struktur teks, dan unsur kebahasaan untuk menyatakan dan mengajukan pertanyaan tentang niat melakukan sesuatu, sesuai konteks penggunaannya.	3.4.1 Mengidentifikasi ekspresi meminta dan memberi niat.
4.4 Menyusun teks lisan dan tertulis untuk menyatakan dan menanyakan niat melakukan sesuatu, dengan memperhatikan fungsi sosial, struktur teks, dan unsur kebahasaan yang benar dan sesuai konteks.	4.4.1 Membuat teks percakapan singkat tentang bertanya dan memberi niat.

## C. TUJUAN PEMBELAJARAN

1. Dengan bekerja secara individu siswa mampu mengidentifikasi ungkapan bertanya dan memberi niat dengan benar.
2. Dengan bekerja secara individu siswa mampu membuat teks percakapan singkat tentang bertanya dan memberi intensi dengan baik.

## D. MATERI PEMBELAJARAN

An intention is an idea that you plan (or intend) to carry out. A plan is arrangement for doing something considered in advance. If we want to do something, it means we have an aim, a plan, an intention, or a reason.

There some ways to ask intention such as "What is your plan?", "What are you going to do?", "What will you do?", "What do you want to do?", etc. Besides, there are also some ways to state an intention such as "I plan to ...", "I will ...", "I'm going to ...", "I would like to ...", "I want to ...", etc.

## E. METODE PEMBELAJARAN

Pertemuan ini akan menggunakan Communicative Language Teaching Method (CLT) yang lebih fokus untuk membuat siswa berdiskusi secara komunikatif.



**F. MEDIA, ALAT DAN SUMBER PEMBELAJARAN**

1. Laptop/handphone
2. Google Classroom
3. Beberapa pertanyaan panduan
4. Video dari Youtube

**G. KEGIATAN PEMBELAJARAN**

No	Kegiatan Pembelajaran		Waktu
	Kegiatan Guru	Kegiatan Siswa	
1	<b>Pembuka</b> <ul style="list-style-type: none"> <li>• Guru menyapa siswa.</li> <li>• Guru memeriksa kehadiran siswa.</li> <li>• Guru menyatakan tujuan pembelajaran.</li> </ul>	<ul style="list-style-type: none"> <li>• Siswa menyapa guru</li> <li>• Siswa mengambil kehadiran</li> <li>• Siswa mendengarkan penjelasan guru tentang tujuan pembelajaran.</li> </ul>	10 Menit
2	<b>Kegiatan Inti</b> <ul style="list-style-type: none"> <li>• Guru memberikan beberapa pertanyaan panduan kepada siswa.</li> <li>• Guru bertanya kepada siswa tentang pertanyaan panduan yang berkaitan dengan materi.</li> <li>• Guru memberikan penjelasan singkat tentang materi yaitu "Niat".</li> <li>• Guru meminta semua siswa untuk memberi atau berbagi lebih banyak</li> </ul>	<ul style="list-style-type: none"> <li>• Siswa mencatat soal-soal yang diberikan oleh guru</li> <li>• Siswa menjawab pertanyaan panduan yang diberikan oleh guru</li> <li>• Siswa mendengarkan penjelasan yang diberikan guru tentang "Niat".</li> <li>• Siswa memberi atau membagikan lebih banyak ungkapan meminta dan</li> </ul>	40 Menit

	<p>ekspresi meminta dan memberi niat.</p> <ul style="list-style-type: none"> <li>Guru memberikan video tentang contoh bertanya dan memberi intensi. (Tautan video: <a href="https://youtu.be/tjIAu3L5Rrc">https://youtu.be/tjIAu3L5Rrc</a>)</li> <li>Guru memberikan tugas kepada siswa untuk membuat percakapan singkat tentang menanyakan dan memberi perhatian</li> </ul>	<p>memberikan niat.</p> <ul style="list-style-type: none"> <li>Siswa menonton video yang diberikan oleh guru</li> <li>Siswa mengerjakan tugas yang diberikan guru mengenai percakapan singkat bertanya dan memberi intensi.</li> </ul>	
<b>3</b>	<p><b>Penutup</b></p> <ul style="list-style-type: none"> <li>Guru mengajak beberapa siswa untuk menyelesaikan tugas</li> <li>Guru memberikan umpan balik tentang pelajaran.</li> <li>Guru mengakhiri kelas dengan mengucapkan selamat tinggal.</li> </ul>	<ul style="list-style-type: none"> <li>Siswa menyelesaikan tugas yang telah diberikan oleh guru</li> <li>Siswa mendengarkan umpan balik tentang pembelajaran</li> <li>Siswa mengucapkan selamat tinggal kepada guru</li> </ul>	<b>10 minutes</b>

#### A. PENILAIAN

- Penilaian Sikap** : Pengamatan selama proses pembelajaran.
- Penilaian Pengetahuan** : Mengukur partisipasi mereka selama kelas
- Penilaian Keterampilan** : Dengan menjawab pertanyaan.

### H. RUBRIK PENILAIAN

KATEGORI	KRITERIA PENILAIAN	SKOR			
		4 (Sangat Baik)	3 (Baik)	2 (Cukup)	1 (Tidak cukup baik)
Organization	<ul style="list-style-type: none"> <li>▪ Pilih topik yang sesuai</li> <li>▪ Mengatur jumlah dialog</li> <li>▪ Kontinuitas antar dialog</li> </ul>				
Content	<ul style="list-style-type: none"> <li>▪ Berisi ekspresi niat yang tepat</li> <li>▪ Pilih ekspresi niat yang tepat</li> <li>▪ Gunakan struktur kalimat yang benar</li> </ul>				

Mengetahui

Kepala SMA Negeri 3 Singaraja



Putu Eka Wilantara, M.Pd

NIP. 19740718 199903 1 005

Singaraja, 10 September 2020

Guru



Kadek Jaya, S.Pd

NIP. 198105212009021008

**Lampiran:****1. Questions:**

- a. What are you going to do after this class?
- b. What will you do this weekend?
- c. Do you have any plans for tonight?
- d. What is your plan for tomorrow?

**2. Video dari youtube tentang contoh conversation using expression asking and giving intention: <https://youtu.be/tj1Au3L5Rrc>**

**3. Penilaian:**

Nomor Siswa	Sikap	Pengetahuan	Keterampilan	Total
(Contoh )	Baik	Sangat Baik	Baik	10
Nomor 10				

**Information:**

Sangat baik = 4

Baik = 3

Cukup= 2

Tidak cukup baik = 1

### Appendix 17. Lesson Plan Topic 3

#### RENCANA PELAKSANAAN PEMBELAJARAN (RPP)

Sekolah	: SMA N 3 Singaraja
Mata pelajaran	: English - Wajib
Klass/Semester	: X / Ganjil
Topik	: Descriptive Text (Describing Place)
Alokasi waktu	: 60 Menit

#### A. KOMPETENSI INTI

- KI 1 : Menghayati dan mengamalkan ajaran agama yang dianutnya
- KI 2 : Menghayati dan mengamalkan perilaku jujur, disiplin, tanggungjawab, peduli (gotong royong, kerjasama, toleran, damai), santun, responsif dan pro-aktif dan menunjukkan sikap sebagai bagian dari solusi atas berbagai permasalahan dalam berinteraksi secara efektif dengan lingkungan sosial dan alam serta dalam menempatkan diri sebagai cerminan bangsa dalam pergaulan dunia
- KI 3 : Memahami, menerapkan, menganalisis pengetahuan faktual, konseptual, prosedural dan metakognitif berdasarkan rasa ingin tahunya tentang ilmu pengetahuan, teknologi, seni, budaya, dan humaniora dengan wawasan kemanusiaan, kebangsaan, kenegaraan, dan peradaban terkait penyebab fenomena dan kejadian, serta menerapkan pengetahuan prosedural pada bidang kajian yang spesifik sesuai dengan bakat dan minatnya untuk memecahkan masalah
- KI 4 : Mengolah, menalar, dan menyaji dalam ranah konkret dan ranah abstrak terkait dengan pengembangan dari yang dipelajarinya di sekolah secara mandiri, bertindak secara efektif dan kreatif, serta mampu menggunakan metoda sesuai kaidah keilmuan

## B. KOMPETENSI DASAR DAN INDIKATOR

BASIC COMPETENCES	INDICATORS
3.3 Membedakan fungsi sosial, struktur teks, dan unsur kebahasaan dari beberapa teks deskriptif lisan dan tulisan dengan memberikan dan meminta informasi terkait tempat-tempat bersejarah atau terkenal di sekitar kawasan tempat tinggal siswa, singkat dan sederhana, sesuai dengan konteks penggunaannya.	3.3.1 Mengidentifikasi gambar-gambar Pink Beach di Pulau Komodo. 3.3.2 Menentukan fungsi sosial, struktur teks, dan unsur kebahasaan teks yang berjudul "The Pink Beach"
4.3 Menyusun teks deskriptif lisan dan tertulis, singkat dan sederhana, berkaitan dengan tempat-tempat bersejarah atau terkenal di sekitar wilayah tempat tinggal siswa, dengan memperhatikan fungsi sosial, struktur teks, dan unsur bahasa, secara benar dan sesuai konteks.	4.3.1 Membuat teks deskriptif tertulis, singkat dan sederhana, berkaitan dengan tempat-tempat bersejarah atau terkenal di sekitar wilayah tempat tinggal siswa, dengan memperhatikan fungsi sosial, struktur teks, dan unsur bahasa, secara benar dan sesuai konteks.

## C. TUJUAN PEMBELAJARAN

1. Dengan berdiskusi bersama, siswa dapat mengidentifikasi gambar-gambar Pink Beach dengan benar.
2. Dengan bekerja secara individu siswa mampu menentukan fungsi sosial, struktur generik dan ciri kebahasaan teks deskriptif dengan benar
3. Dengan bekerja secara individu siswa mampu membuat teks deskriptif singkat tentang tempat di sekitarnya benar.

#### D. MATERI PEMBELAJARAN

A descriptive text is a text which describes a place or a person or a thing. The social function of descriptive text is to describe about place, person or thing. The generic structure of descriptive text are identification (it identifies the place, person or thing to be described) and description (it describes the characteristics or parts of the place, person or thing). There are some language features of descriptive text such as use a specific participant/subject, use lots of adjectives and adverbs, use simple present tense, use descriptive words, sometimes use degree of comparison.

#### E. METODE PEMBELAJARAN

Pertemuan ini akan menggunakan Communicative Language Teaching Method (CLT) yang lebih fokus untuk membuat siswa berdiskusi secara komunikatif.

#### F. MEDIA, ALAT, DAN SUMBER PEMBELAJARAN

1. Laptop/handphone
2. Google Classroom
3. Beberapa pertanyaan panduan
4. Beberapa gambar
5. Video dari Youtube

#### G. KEGIATAN PEMBELAJARAN

No	Kegiatan Pembelajaran		Waktu
	Kegiatan Guru	Kegiatan Siswa	
1	<b>Pembuka</b> <ul style="list-style-type: none"> <li>• Guru menyapa siswa.</li> <li>• Guru memeriksa kehadiran siswa.</li> <li>• Guru menyatakan tujuan pembelajaran.</li> </ul>	<ul style="list-style-type: none"> <li>• Siswa menyapa guru</li> <li>• Siswa mengambil kehadiran</li> <li>• Siswa mendengarkan penjelasan guru tentang</li> </ul>	<b>10 Menit</b>

		tujuan pembelajaran.	
2	<p><b>Kegiatan Inti</b></p> <ul style="list-style-type: none"> <li>• Guru memberikan beberapa gambar kepada siswa.</li> <li>• Guru bertanya kepada siswa tentang gambar dengan menggunakan beberapa pertanyaan panduan yang berhubungan dengan materi.</li> <li>• Guru memberikan penjelasan singkat tentang materi dan juga memberikan video dari youtube untuk memperjelas penjelasan (<a href="https://youtu.be/aO6iOhVBDzc">https://youtu.be/aO6iOhVBDzc</a>).</li> <li>• Guru menunjukkan teks "Pink Beach" dan meminta semua siswa untuk mendiskusikannya bersama.</li> <li>• Guru memberikan tugas kepada siswa untuk membuat teks deskriptif tertulis singkat tentang suatu tempat di sekitarnya.</li> </ul>	<ul style="list-style-type: none"> <li>• Siswa melihat gambar yang diberikan oleh guru</li> <li>• Siswa menjawab pertanyaan dari guru yang akan membimbing siswa ke dalam materi pembelajaran</li> <li>• Siswa menonton dan memahami video yang diberikan oleh guru</li> <li>• Siswa berdiskusi bersama</li> <li>• Siswa mengerjakan tugas dari guru yaitu membuat teks deskriptif tertulis singkat tentang suatu tempat di sekitar mereka</li> </ul>	40 Menit
3	<p><b>Penutup</b></p> <ul style="list-style-type: none"> <li>• Guru mengajak beberapa siswa untuk menyelesaikan tugas</li> <li>• Guru memberikan umpan balik tentang pelajaran.</li> </ul>	<ul style="list-style-type: none"> <li>• Siswa menyelesaikan tugas yang telah diberikan oleh guru</li> <li>• Siswa mendengarkan umpan balik tentang</li> </ul>	10 Menit



	<ul style="list-style-type: none"> <li>Guru mengakhiri kelas dengan mengucapkan selamat tinggal.</li> </ul>	pembelajaran <ul style="list-style-type: none"> <li>Siswa mengucapkan selamat tinggal kepada guru</li> </ul>	
--	---	--	--

#### H. PENILAIAN

**Penilaian Sikap** : Pengamatan selama proses pembelajaran.

**Penilaian Pengetahuan** : Mengukur partisipasi mereka selama kelas

**Penilaian Keterampilan** : Dengan menjawab pertanyaan.

#### I. RUBRIK PENILAIAN

KATAGORI	KRITERIA PENILAIAN	SKOR			
		4 (Sangat Baik)	3 (Baik)	2 (Cukup)	1 (Tidak cukup baik)
Partisipasi	<ul style="list-style-type: none"> <li>Aktif dalam mendiskusikan materi</li> <li>Melakukan absensi tepat waktu</li> <li>Menjawab pertanyaan</li> <li>Mengajukan pertanyaan tentang materi</li> </ul>				
Organization	<ul style="list-style-type: none"> <li>Pilih topik yang sesuai</li> <li>Mengatur keseimbangan paragraf</li> </ul>				
Content	<ul style="list-style-type: none"> <li>Berisi fitur bahasa yang tepat</li> <li>Menerapkan struktur generik yang tepat</li> </ul>				

	▪ Gunakan struktur kalimat yang benar				
--	---------------------------------------	--	--	--	--

Mengetahui

Kepala SMA Negeri 3 Singaraja



L. Putu Eka Wilantara, M.Pd

NIP. 19740718 199903 1 005

Singaraja, 5 Oktober 2020

Guru


A handwritten signature in blue ink, appearing to be 'Kadek Jaya'.

Kadek Jaya, S.Pd

NIP. 198105212009021008

**Lampiran:**

**1. Gambar Pink Beach**



2. **Pertanyaan Paduan:**
  - a. What do you think of that pictures?
  - b. Is that place beautiful?
  - c. Do you know where is it?
  - d. Have you ever come to that place?
3. **Teks berjudul "Pink Beach"**

**"Pink Beach"**

Pink Beach is a unique beach which has beautiful pink sand. Pink beach is located in the Komodo National Park, East Nusa Tenggara. Pink Beach is one of only 7 pink sand beaches in the world. The only pink beaches found are Pink Beach on Harbor Island, Bahamas; Bermuda; Santa Cruz Island, Philippines; Sardinia, Italy; Bonaire, Dutch Caribbean Island; and at Balos Lagoon, Crete, Greece.

In addition, the water is very clear. The underwater life at Pink Beach also has an interesting beauty and wealth to explore. There are lots of various types of fish, hundreds of types of coral, and various types of marine life. Therefore, there are lots of activities you can do on this beautiful beach. Starting from sitting on the pink sand, swimming, snorkeling or diving, and also take a selfie on it.

In addition, the sunset will be very clearly visible from this beach. On this beach there is a hill that extends from one end of the beach to the other so that it adds to the beauty of this beach. Besides, this beach also has not too many visitors so being on a beautiful, calm and stunning beach is an ideal place for relaxation.

4. **The video from youtube about the short explanation of descriptive text:**  
<https://youtu.be/aO6iOhVBDzc>

## Appendix 18. Lesson Plan Topic 4

### RENCANA PELAKSANAAN PEMBELAJARAN (RPP)

Sekolah	: SMA N 3 Singaraja
Mata pelajaran	: English - Wajib
Klass/Semester	: X / Ganjil
Topik	: Announcement (School Activity)
Alokasi waktu	: 60 Menit

#### A. KOMPETENSI INTI

- KI 1 : Menghayati dan mengamalkan ajaran agama yang dianutnya
- KI 2 : Menghayati dan mengamalkan perilaku jujur, disiplin, tanggungjawab, peduli (gotong royong, kerjasama, toleran, damai), santun, responsif dan pro-aktif dan menunjukkan sikap sebagai bagian dari solusi atas berbagai permasalahan dalam berinteraksi secara efektif dengan lingkungan sosial dan alam serta dalam menempatkan diri sebagai cerminan bangsa dalam pergaulan dunia
- KI 3 : Memahami, menerapkan, menganalisis pengetahuan faktual, konseptual, prosedural dan metakognitif berdasarkan rasa ingin tahunya tentang ilmu pengetahuan, teknologi, seni, budaya, dan humaniora dengan wawasan kemanusiaan, kebangsaan, kenegaraan, dan peradaban terkait penyebab fenomena dan kejadian, serta menerapkan pengetahuan prosedural pada bidang kajian yang spesifik sesuai dengan bakat dan minatnya untuk memecahkan masalah
- KI 4 : Mengolah, menalar, dan menyaji dalam ranah konkret dan ranah abstrak terkait dengan pengembangan dari yang dipelajarinya di sekolah secara mandiri, bertindak secara efektif dan kreatif, serta mampu menggunakan metoda sesuai kaidah keilmuan

#### E. METODE PEMBELAJARAN

Pertemuan ini akan menggunakan Communicative Language Teaching Method (CLT) yang lebih fokus untuk membuat siswa berdiskusi secara komunikatif.

#### F. MEDIA, ALAT DAN SUMBER PEMBELAJARAN

1. Laptop/handphone
2. Google Classroom
3. Beberapa pertanyaan panduan
4. Beberapa tekk
5. Video Youtube : <https://youtu.be/RP9zmsK98FQ>

#### G. KEGIATAN PEMBELAJARAN

No	Kegiatan Pembelajaran		Waktu
	Kegiatan Guru	Kegiatan Siswa	
1	<b>Pembuka</b> <ul style="list-style-type: none"> <li>• Guru menyapa siswa.</li> <li>• Guru memeriksa kehadiran siswa.</li> <li>• Guru menyatakan tujuan pembelajaran.</li> </ul>	<ul style="list-style-type: none"> <li>• Siswa menyapa guru</li> <li>• Siswa mengambil kehadiran</li> <li>• Siswa mendengarkan penjelasan guru tentang tujuan pembelajaran.</li> </ul>	10 Menit
2	<b>Kegiatan Inti</b> <ul style="list-style-type: none"> <li>• Guru memberikan pengumuman kepada siswa.</li> <li>• Guru bertanya kepada siswa tentang pengumuman dengan menggunakan beberapa pertanyaan panduan yang berhubungan dengan</li> </ul>	<ul style="list-style-type: none"> <li>• Siswa mendengarkan pengumuman yang diberikan oleh guru</li> <li>• Siswa menjawab pertanyaan yang diberikan guru, menenangkan</li> </ul>	40 Menit

	<p>materi.</p> <ul style="list-style-type: none"> <li>• Guru menjelaskan secara singkat apa itu pengumuman, dan memberikan contoh pengumuman lisan dengan menggunakan video pendek dari youtube (<a href="https://youtu.be/RP9zmsK98FQ">https://youtu.be/RP9zmsK98FQ</a>).</li> <li>• Guru membimbing siswa membuat pengumuman tertulis singkat tentang kegiatan sekolah.</li> <li>• Guru mengajak siswa berdiskusi tentang pekerjaan temannya</li> </ul>	<p>pengumuman yang terkait dengan materi</p> <ul style="list-style-type: none"> <li>• Siswa menonton dan memahami video yang diberikan oleh guru</li> <li>• Siswa membuat pengumuman tertulis singkat tentang kegiatan sekolah.</li> <li>• Siswa berdiskusi bersama tentang materi</li> </ul>	
3	<p><b>Penutup</b></p> <ul style="list-style-type: none"> <li>• Guru mengajak beberapa siswa untuk menyelesaikan tugas</li> <li>• Guru memberikan umpan balik tentang pelajaran.</li> <li>• Guru mengakhiri kelas dengan mengucapkan selamat tinggal.</li> </ul>	<ul style="list-style-type: none"> <li>• Siswa menyelesaikan tugas yang telah diberikan oleh guru</li> <li>• Siswa mendengarkan umpan balik tentang pembelajaran</li> <li>• Siswa mengucapkan selamat tinggal kepada guru</li> </ul>	<p><b>10 Menit</b></p>

#### H. PENILAIAN

- Penilaian Sikap** : Pengamatan selama proses pembelajaran.
- Penilaian Pengetahuan** : Mengukur partisipasi mereka selama kelas
- Penilaian Keterampilan** : Dengan menjawab pertanyaan.

### I. RUBRIK PENILAIAN

#### Untuk pengetahuan (indikator 3.5.1)

No	Aspect	Descriptor	Scale
1	Menentukan fungsi sosial, struktur teks, dan unsur kebahasaan dari beberapa teks tertentu dalam bentuk pengumuman.	Siswa dapat menentukan fungsi sosial, struktur teks, dan ciri bahasa dengan benar dan sesuai konteks.	3
		Siswa dapat menentukan fungsi sosial, struktur teks, dan ciri kebahasaan, tetapi belum tepat dan sesuai konteks.	2
		Siswa tidak dapat menentukan fungsi sosial, struktur teks, dan ciri-ciri bahasa dengan benar dan sesuai konteks.	1

#### Untuk Keterampilan (indikator 4.5.1)

No	Aspect	Descriptor	Score
1.	Tata bahasa	Hampir tidak ada kesalahan tata bahasa	3
		Ada beberapa kesalahan tata bahasa tetapi tidak mempengaruhi artinya	2
		Tata bahasanya sangat buruk dan sulit dipahami sehingga harus menyusun ulang kalimat dialog	1
2.	Content	Gunakan struktur umum dan fitur bahasa yang tepat	3
		Gunakan struktur genetik yang tepat tetapi fitur bahasa yang salah, sebaliknya	2
		Jangan gunakan struktur genetik yang tepat dan fitur bahasa yang benar	1
4.	Mechanic	Penggunaan huruf besar, tanda baca, dan ejaan yang efektif	3
		Penggunaan mekanik yang paling efektif;	2



	kesalahan tidak mengurangi makna	
	Beberapa kesalahan dengan ejaan dan tanda baca	1

Mengetahui

Kepala SMA Negeri 3 Singaraja



A circular official stamp from SMA Negeri 3 Singaraja, Singaraja, Bali. The stamp contains the text 'PEMERINTAH PROVINSI BALI', 'SMA NEGERI 3 SINGARAJA', and 'DISDIN'. A blue ink signature is written across the stamp.

A. Putu Eka Wilantara, M.Pd

NIP. 19740718 199903 1 005

Singaraja, 13 Oktober 2020

Guru



Kadek Jaya, S.Pd

NIP. 198105212009021008

**Lampiran:**

**1. Beberapa teks pengumuman tentang aktivitas sekolah**

**Text 1:**

“Pay attention, Students! Tommorrow we will have an English test at ten o'clock. So, study hard and preapre yourselves!”

**Text 2:**

**ATTENTION PLEASE!**

Our school will have a dancing competition that will be held on 1st November 2020. The registration will be held on 10th-15th November 2020 at Osis room. Free registration and full of prize! For more information contact the number 082266224709. Thank You.

**Text 3:**

**ANNOUNCEMENT**

For students of ten grade!

Before you leave the classroom:

1. Clean the white board
2. Sweep and mop the floor
3. Put the rubbish in the dustbin
4. Turn off the AC
5. Close and lock the door

Thank you

Classroom Advisor

**2. Pertanyaan Paduan:**

- a. What is the text about?
- b. What do you get from the text?
- c. Have you ever find or see that kind of text?
- d. Where do you find that kind of text?
- e. Is that text important? Why?
- f. Do we need to follow that information on the text?

### 3. Transkrip Video

Good morning school. Please listen carefully to this announcement about school uniform. It is important to respect the school uniform. Please remember! Girls should not wear trousers, all girls must wear a purple skirt and you must wear white socks. You should not wear black or grey socks. Boys can wear a pullover under there purple blazer. The pullover must be blue. It can't be grey or purple. That is the end of this morning announcement.

### 4. Video dari youtube tentang contoh pengumuman lisan:

<https://youtu.be/RP9zmsK98FQ>

## Appendix 19. Documentation



Documentation 1. The English Teacher (Kadek Jaya, S.Pd.) fill the Questionnaire



Documentation 2. Researcher with English Teacher (Kadek Jaya, S.Pd.)