

Appendix 1

Name of Students and Summative Score in X MIPA 3 (Experimental Group)

NO	NAMA	SUMMATIVE SCORE
1.	DIAH KOMANG ANGGITA ZOELIANG	85.00
2.	I GEDE ARDI SURYA WIRATAMA	80.00
3.	I GEDE SATRIA DARMA JAYA	90.00
4.	I GEDE THIO PRATAMA ENJELIANTO	70.00
5.	I GEDE YUDA PRADNYANA	90.00
6.	I GUSTI AGUS SURYA PRATAMA SAPUTRA	75.00
7.	I GUSTI AYU PRADNYA DEWI	85.00
8.	I KADEK AGUS SURYA WIBAWA	77.50
9.	I KADEK WISNU YASTRAWAN	77.50
10.	I KOMANG AGUS ADI GUNA WISEKA	80.00
11.	I KOMANG KEVIN REDANA PUTRA	92.50
12.	I KOMANG PUJI ARTAMA	72.50
13.	I MADE AGUS PARWATA ADI KUSUMA	97.50
14.	I MADE ARYA EKA PUTRA	82.50
15.	I MADE DHARMA ADNYANA	87.50
16.	I MADE DWI OKTAVIANA	85.00
17.	I MADE DWI PAYOGI	85.00
18.	IGD BHAGASKARA PUTRA RESWARA	72.50
19.	KOMANG ANDIKA PUTRA PRADANA	82.50
20.	KOMANG DEWI KOMALA YOGANTARI	90.00
21.	LALU MOHAMMAD ZACKY PRAWIRA	90.00
22.	MAISIE RAHMANIA	90.00

23.	NI KADEK DEWI HANDAYANI	85.00
24.	NI KADEK DIAH HERMAYANTI	90.00
25.	NI KADEK EKHA APRIELA SUASTININGSIH	82.50
26.	NI KADEK PRADNYA CINTYA DEWI	80.00
27.	NI KADEK SUSI DIAH JUNIAWATI	82.50
28.	NI KETUT RESA ANDIKA PUTRI	85.00
29.	NI KOMANG PUTRI WULANDARI	77.50
30.	NI KOMANG SRI DEVIKANANDA	90.00
31.	NI MADE ANGGUN MEGA ARIASIH	85.00
32.	NI MADE DYANA SARI	92.50
33.	NI MADE PASKA MANIKASARI	72.50
34.	NI MADE RISTA PUTRI	87.50
35.	NI PUTU JIWATI KARYANI	90.00
36.	NI PUTU WIDYA JULIANTARI	77.50
37.	PANDE MADE DWITYA WIRYANTARI	72.50
38.	TIO FEBRIAN	75.00

Appendix 2

Name of Students and Summative Score in X MIPA 5 (Control Group)

NO	NAMA	SUMMATIVE SCORE
1.	ALFITRI RAMADHANI	82.50
2.	NI PUTU BUDIANA DEWI	90.00
3.	GEDE RYAN PRAWIRA SAPUTRA	72.50
4.	I DEWA GEDE DIRA WIRAWAN	67.50
5.	I GEDE AGUSTENA	85.00
6.	I GUSTI AYU MITA OKVIYANI	90.00
7.	I GUSTI BAGUS RAMA WIJAYA	80.00
8.	I GUSTI NGURAH BAYU FEBRI	77.50
9.	I KADEK AGUS KARUNIA	80.00
10.	I KADEK ARI PALGUNA	90.00
11.	I KADEK RYAN DWI ANATA PUTRA	85.00
12.	I KETUT AGUS DIKA WIDNYANA	82.50
13.	I KETUT SATRIA LAKSAMANA YASA PUTRA	87.50
14.	I NENGAH SUTHA DHARMENDRA	77.50
15.	I NGURAH AGUNG PRAYOGA WIDYADHANA	90.00
16.	I WAYAN NDALA STANAYA	85.00
17.	IDA AYU PUTU CINTYA PRATAMI	72.50
18.	KADEK BIMA YUDISTADEVA	82.50
19.	KADEK SUYASA PRADNYANA	85.00
20.	KEVIN TULANDI	92.50
21.	LUH GEDE VICTORIA SEGANTARA	97.50
22.	LUH PUTU PREMA SUTAYANI	92.50

23.	MIA PUSPITA	90.00
24.	NI KADEK DWI ARISTI FEBRIANTI	77.50
25.	NI KADEK SINA SASMIANI	72.50
26.	NI KETUT LINA YUNIARTI	82.50
27.	NI KETUT PURNAMA ARIANTI	82.50
28.	NI KETUT SRI KURNIA PUTRI	87.50
29.	NI MADE ARI DWIASTUTI	90.00
30.	NI MADE INDIRA DWI ARTHAMINETA	87.50
31.	NI MADE RATIH ADNYANI	80.00
32.	NI NYOMAN YENI YULIA WATI	82.50
33.	NI WAYAN ANGGI PARWATI	82.50
34.	NI WAYAN SEPTIA DYADNYANI	87.50
35.	PASEK GEDE GEJEN TATAR SUKARNO	67.50
36.	PUTU DHEA ANJARISKA	87.50
37.	PUTU DIAH EKAYANTHI	90.00
38.	PUTU NGURAH INDRA PARAMARTHA	92.50

Appendix 3

TEACHING SCENARIO FOR EXPERIMENTAL GROUP

Teaching Scenario 1

LESSON PLAN

School : SMA Negeri 2 Amlapura
 Subject : English
 Class/Semester : X/ I
 Year : 2020 / 2021
 Time allocation : 6 meetings
 Material : Recount Text

A. Learning Objectives

After going through the Scientific Approach and the Self-editing Activity method, students understand about recount text and know about self-editing activity in their writing class.

B. Steps

No	Activity	Description	Time
1	Pre-Activity	Greeting and praying	5 minutes
		Teacher checks attendance	
		Teacher gives brainstorming activity to encourage students to follow the learning activity	
2	Implementing self-editing activity	Teacher gives explanation about Recount text	35 minutes
		Teacher gives examples of Recount text about "Watching movie"	
		Teacher introduces self-editing activity to students	
		Teacher teaches students about correction symbol of self-editing	
		Teachers asks students to find some mistakes in some sentence of the example (<i>Finding mistakes</i>)	
		Students are asked to discuss with their friends	
Teacher and students review the mistakes that found			
3	Post Activity	Teacher reviews the material about Recount text and self-editing activity.	5 minutes
		Students give feedback about the learning process, and guided by the teacher conclude the lesson.	
		Teacher closes the meeting and leads the prayer	

Teaching Scenario 2

LESSON PLAN

School : SMA Negeri 2 Amlapura
 Subject : English
 Class/Semester : X/ I
 Year : 2020 / 2021
 Time allocation : 6 meetings
 Material : Recount Text

C. Learning Objectives

After going through the Scientific Approach and the Self-editing Activity method, students understand about recount text and know about self-editing activity in their writing class especially in finding mistakes and understanding correction symbol.

D. Steps

No	Activity	Description	Time
1	Pre-Activity	Greeting and praying	5 minutes
		Teacher checks attendance	
		Teacher gives brainstorming activity to encourage students' to follow the learning activity	
2	Implementing self-editing activity	Teacher gives explanation about Recount text briefly	35 minutes
		Teacher gives examples of Recount text about "My Bad Day on Sunday"	
		Students read the text together	
		Teacher reviews students about correction symbol of self-editing	
		Teachers asks students to find some mistakes in some sentence of the example (<i>Finding mistakes</i>)	
		Teacher asks students to give symbol in every mistakes (<i>Understanding Correction Symbol</i>)	
		Students are asked to discuss with their friends	
Teacher and students review the mistakes that are found and fix them together			
3	Post Activity	Teacher reviews the material about Recount text and self-editing activity	5 minutes
		Students give feedback about the learning process, and guided by the teacher conclude the lesson.	
		Teacher closes the meeting and lead the prayer	

Teaching Scenario 3

LESSON PLAN

School : SMA Negeri 2 Amlapura
 Subject : English
 Class/Semester : X/ I
 Year : 2020 / 2021
 Time allocation : 6 meetings
 Material : Recount Text

E. Learning Objectives

After going through the Scientific Approach and the Self-editing Activity method, students understand about recount text and know about self-editing activity in their writing class especially in finding mistakes and understanding correction symbol.

F. Steps

No	Activity	Description	Time
1	Pre-Activity	Greeting and praying	5 minutes
		Teacher checks attendance	
		Teacher gives brainstorming activity to encourage students' to follow the learning activity	
2	Implementing self-editing activity	Teacher gives examples of Recount text about "Going Camping"	35 minutes
		Teachers shows the example that already contains correction symbols, lines and symbol in first paragraph. <i>(Removing symbols gradually)</i>	
		Students are asked to guess what the symbols and the mistakes mean	
		Teacher shows the example that already contains underlines without symbols in paragraph 2. <i>(Removing symbols gradually)</i>	
		Students are asked to discuss with their friends	
		Teacher and students review and fix the mistakes based on correction symbols	
3	Post Activity	Teacher reviews the material about Recount text and self-editing activity	5 minutes
		Students give feedback about the learning process, and guided by the teacher conclude the lesson.	
		Teacher closes the meeting and lead the prayer	

Teaching Scenario 4

LESSON PLAN

School : SMA Negeri 2 Amlapura
 Subject : English
 Class/Semester : X/ I
 Year : 2020 / 2021
 Time allocation : 6 meetings
 Material : Recount Text

G. Learning Objectives

After going through the Scientific Approach and the Self-editing Activity method, students understand about recount text and know about self-editing activity in their writing class especially in finding mistakes and understanding correction symbol.

H. Steps

No	Activity	Description	Time
1	Pre-Activity	Greeting and praying	5 minutes
		Teacher checks attendance	
		Teacher gives brainstorming activity to encourage students' to follow the learning activity	
2	Implementing self-editing activity	Teacher gives examples of Recount text about "Holiday in Bali"	35 minutes
		Teacher shows the first paragraph of the example that already contains margin mark in every lines where the mistakes are. (<i>Removing symbols gradually</i>)	
		Students are asked to guess what the mistakes in margin mark mean	
		Teacher shows the second paragraph of the example that already contains margin mark but not specific and not telling how much the mistakes are. (<i>Removing symbols gradually</i>)	
		Students are asked to discuss with their friends	
		Teacher and students review and fix the mistakes based on correction symbols	
3	Post Activity	Teacher reviews the material about Recount text and self-editing activity	5 minutes
		Students give feedback about the learning process, and guided by the teacher conclude the lesson.	
		Teacher closes the meeting and lead the prayer	

Teaching Scenario 5

LESSON PLAN

School : SMA Negeri 2 Amlapura
 Subject : English
 Class/Semester : X/ I
 Year : 2020 / 2021
 Time allocation : 6 meetings
 Material : Recount Text

I. Learning Objectives

After going through the Scientific Approach and the Self-editing Activity method, students understand about recount text and know about self-editing activity in their writing class especially in finding mistakes and understanding correction symbol.

J. Steps

No	Activity	Description	Time
1	Pre-Activity	Greeting and praying	5 minutes
		Teacher checks attendance	
		Teacher gives brainstorming activity to encourage students' to follow the learning activity	
2	Implementing self-editing activity	Teacher gives explanation about Recount text	35 minutes
		Teacher shows a full text of recount text about "A Trip to Borobudur" and gives margin mark in every paragraph where the mistakes are. (<i>Removing symbols gradually</i>)	
		Students are asked to guess what the mistakes in margin mark are	
		Students are asked to discuss with their friends	
		Students are asked to revise the mistakes by themselves	
3	Post Activity	Teacher reviews the material about Recount text and self-editing activity	5 minutes
		Students give feedback about the learning process, and guided by the teacher conclude the lesson.	
		Teacher closes the meeting and lead the prayer	

Teaching Scenario 6**LESSON PLAN**

School : SMA Negeri 2 Amlapura
 Subject : English
 Class/Semester : X/ I
 Year : 2020 / 2021
 Time allocation : 6 meetings
 Material : Recount Text

K. Learning Objectives

After going through the Scientific Approach and the Self-editing Activity method, students understand about recount text and know about self-editing activity in their writing class and students are able to compose a recount text.

L. Steps

No	Activity	Description	Time
1	Pre-Activity	Greeting and praying	5 minutes
		Teacher checks attendance	
		Teacher gives brainstorming activity to encourage students' to follow the learning activity	
2	Implementing self-editing activity	Teacher gives explanation about Recount text one more time	35 minutes
		Teacher gives detail in generic structure and language features of recount text	
		Teacher gives students a writing task about "My Horrible Experience"	
		Students are asked to write the text by themselves	
		Teachers asks students to find mistakes in their writing	
		Students are asked to revise their mistakes by doing self-editing (<i>Making Correction</i>)	
Teacher and students discuss if there is problem			
3	Post Activity	Teacher reviews the material about Recount text and self-editing activity	5 minutes
		Students give feedback about the learning process, and guided by the teacher conclude the lesson.	
		Teacher closes the meeting and lead the prayer	

Appendix 4

TEACHING SCENARIO FOR CONTROL GROUP

Teaching Scenario 1

LESSON PLAN

School : SMA Negeri 2 Amlapura
 Subject : English
 Class/Semester : X/ I
 Year : 2020 / 2021
 Time allocation : 6 meetings
 Material : Recount Text

M. Learning Objectives

After going through the Scientific Approach and conventional teaching and learning, students understand about recount text and compose a recount text.

N. Steps

No	Activity	Description	Time
1	Pre-Activity	Greeting and praying	5 minutes
		Teacher checks attendance	
		Teacher gives brainstorming activity to encourage students' to follow the learning activity	
2	Main Activity	Teacher gives a paragraph about someone's experience	35 minutes
		Teacher asks questions based on the text to students	
		Teacher asks students about their experience	
		Teacher chooses some students to tell their experience	
		Teacher gives explanation about Recount text	
		Teacher gives example of Recount text about "Watching movie"	
		Students ask questions about what they don't understand yet	
Teacher asks students to write one simple paragraph about their experience on yesterday			
3	Post Activity	Teacher reviews the material about Recount text.	5 minutes
		Students give feedback about the learning process, and guided by the teacher conclude the lesson.	
		Teacher closes the meeting and leads the prayer	

Teaching Scenario 2

LESSON PLAN

School : SMA Negeri 2 Amlapura
 Subject : English
 Class/Semester : X/ I
 Year : 2020 / 2021
 Time allocation : 6 meetings
 Material : Recount Text

O. Learning Objectives

After going through the Scientific Approach and conventional teaching and learning, students understand about recount text and compose a recount text.

P. Steps

No	Activity	Description	Time
1	Pre-Activity	Greeting and praying	5 minutes
		Teacher checks attendance	
		Teacher gives brainstorming activity to encourage students' to follow the learning activity	
2	Main Activity	Teacher gives examples of Recount text about "My Bad Day on Sunday"	35 minutes
		Teacher asks questions based on the text to students	
		Teacher explains about generic structure of recount text	
		Students ask questions about what they don't understand yet	
		Teacher gives students a random sentences	
		Teacher asks students to rearrange the sentences to be a good paragraph	
3	Post Activity	Teacher reviews the material about Recount text.	5 minutes
		Students give feedback about the learning process, and guided by the teacher conclude the lesson.	
		Teacher closes the meeting and leads the prayer	

Teaching Scenario 3**LESSON PLAN**

School : SMA Negeri 2 Amlapura
 Subject : English
 Class/Semester : X/ I
 Year : 2020 / 2021
 Time allocation : 6 meetings
 Material : Recount Text

Q. Learning Objectives

After going through the Scientific Approach and conventional teaching and learning, students understand about recount text and compose a recount text.

R. Steps

No	Activity	Description	Time
1	Pre-Activity	Greeting and praying	5 minutes
		Teacher checks attendance	
		Teacher gives brainstorming activity to encourage students' to follow the learning activity	
2	Main Activity	Teacher gives examples of Recount text about "Going Camping"	35 minutes
		Teacher asks questions based on the text to students	
		Teacher explains about generic structure of recount text briefly	
		Students ask questions about what they don't understand yet	
		Teacher asks students to write an orientation of a recount text about Last Holiday	
Teacher and students discuss the work together			
3	Post Activity	Teacher reviews the material about Recount text	5 minutes
		Students give feedback about the learning process, and guided by the teacher conclude the lesson.	
		Teacher closes the meeting and lead the prayer	

Teaching Scenario 4

LESSON PLAN

School : SMA Negeri 2 Amlapura
 Subject : English
 Class/Semester : X/ I
 Year : 2020 / 2021
 Time allocation : 6 meetings
 Material : Recount Text

S. Learning Objectives

After going through the Scientific Approach and conventional teaching and learning, students understand about recount text and compose a recount text.

T. Steps

No	Activity	Description	Time
1	Pre-Activity	Greeting and praying	5 minutes
		Teacher checks attendance	
		Teacher gives brainstorming activity to encourage students' to follow the learning activity	
2	Main Activity	Teacher gives examples of Recount text about "Holiday in Bali"	35 minutes
		Teacher asks questions based on the text to students	
		Teacher explains about language features of recount text briefly	
		Students ask questions about what they don't understand yet	
		Teacher asks students to write the events of their recount text on previous meeting	
Teacher and students discuss the work together			
3	Post Activity	Teacher reviews the material about Recount text	5 minutes
		Students give feedback about the learning process, and guided by the teacher conclude the lesson.	
		Teacher closes the meeting and lead the prayer	

Teaching Scenario 5**LESSON PLAN**

School : SMA Negeri 2 Amlapura
 Subject : English
 Class/Semester : X/ I
 Year : 2020 / 2021
 Time allocation : 6 meetings
 Material : Recount Text

U. Learning Objectives

After going through the Scientific Approach and conventional teaching and learning, students understand about recount text and compose a recount text.

V. Steps

No	Activity	Description	Time
1	Pre-Activity	Greeting and praying	5 minutes
		Teacher checks attendance	
		Teacher gives brainstorming activity to encourage students' to follow the learning activity	
2	Main Activity	Teacher gives examples of Recount text about "A Trip to Borobudur"	35 minutes
		Teacher asks questions based on the text to students	
		Teacher explains about generic structure of recount text briefly	
		Students ask questions about what they don't understand yet	
		Teacher asks students to write the re-orientation of their recount text on previous meeting	
		Teacher and students discuss the work together	
3	Post Activity	Teacher reviews the material about Recount text	5 minutes
		Students give feedback about the learning process, and guided by the teacher conclude the lesson.	
		Teacher closes the meeting and lead the prayer	

Teaching Scenario 6**LESSON PLAN**

School : SMA Negeri 2 Amlapura
 Subject : English
 Class/Semester : X/ I
 Year : 2020 / 2021
 Time allocation : 6 meetings
 Material : Recount Text

W. Learning Objectives

After going through the Scientific Approach and conventional teaching and learning, students understand about recount text and compose a recount text.

X. Steps

No	Activity	Description	Time
1	Pre-Activity	Greeting and praying	5 minutes
		Teacher checks attendance	
		Teacher gives brainstorming activity to encourage students' to follow the learning activity	
2	Main Activity	Teacher gives explanation about Recount text one more time	35 minutes
		Teacher gives detail in generic structure and language features of recount text	
		Teacher gives students a writing task about "My Horrible Experience"	
		Students are asked to write the text by themselves	
		Teacher asks students if there is problem during making the text	
3	Post Activity	Teacher reviews the material about Recount text	5 minutes
		Students give feedback about the learning process, and guided by the teacher conclude the lesson.	
		Teacher closes the meeting and lead the prayer	

Appendix 5

Recount Text Material

Adapted from <https://ekspektasia.com/contoh-recount-text-pendek/>

1. Watching Movie

My sister and I went to see a film last night. It was an American movie called The Lost Flight. It showed how people can quickly change when they have to look after themselves in the jungle. It was an interesting film about a plane which crashed on a small empty island in the Pacific Ocean.

Although the passengers were safe, nobody knew where the plane had crashed. So the passengers had to learn how to hunt for food in the jungle and how to catch fish from the sea to eat. After a few weeks, the passengers were eating raw fish and meat. After they had been on the island for two months, three of the men made a boat and sailed away to find help. But their boat sank and they were drowned.

The film ended without saying whether the passengers were rescued or not. But my sister and I enjoyed the film so much.

2. My Bad Day on Sunday

I had a terrible day yesterday. Everything was not going well. There were so many problems. First, I woke up an hour late because my alarm clock didn't go off. Then, I was in such a hurry that I burned my hand when I was making breakfast. After breakfast, I got dressed so quickly that I forgot to wear socks. Next, I ran out of the house trying to get the 9:30 bus, but of course I missed it. I wanted to take a taxi, but I didn't have enough money. Finally, I walked the three miles to my school only to discover that it was Sunday! I hope I never have a day as the one I had yesterday.

3. Going Camping

Last weekend on Saturday, my friends and I went camping. We reached the camping ground after we walked for about one and a half hour from the parking lot. Firstly, we built the camp next to a small lake. It was getting darker and colder, so we built a fire camp. The next day, we spent our time observing plantation and insects while the girls were preparing meals. In the afternoon we went to lake and caught some fish for supper.

After the meals were ready, we ate together. The fish was so fresh and so good. At night, we held a fire camp night. We got the firewood from the forest behind our camp. We sang, danced, read poetry, played magic tricks, and even some of us performed a standing comedy. On Monday, we packed our bags and got ready to go home. We didn't forget to clean all of the trash. That was an amazing experience to go camping with my friends.

4. Holiday in Bali

We had a wonderful holiday in Bali. It was a really great place. The people were friendly, the food was great, and the weather was a lot better than at home. Most days were pretty. I swam two or three times a day, but my brother Fachri just spent all his time lying on the beach with his eyes closed. Last Saturday I got on the bus and went to the north of the island, It was much quieter there than here-very beautiful, but no tourists. The next day we went across to the east coast to see some of the old villages. I learned Balinese I couldn't say much, but it was fun to try. Fachri actually spoke it quite well, but he was afraid to open his mouth, so I was the one who talked to people.

5. A Trip to Borobudur Temple

Last year, I spent my holiday in Jogjakarta. My family and I went to Borobudur Temple. It was our first trip to Borobudur Temple. We went to Borobudur Temple by private car.

Earlier, I had prepared everything before we went to Jogja. My family and I went there early morning because it was quite far from our home. While we were driving, we could see some beautiful views of mountains, forests, and waterfalls. After a few hours, my family and I arrived at Borobudur Temple at 11:30 in the afternoon. There, I saw many tourists. Borobudur Temple was crowded in that day. I could learn and practice speaking English with one of foreign tourists. His name was Jack. He was very friendly. It was my first time to speak English with foreign tourist.

Eventually, it was already evening. We went back at 05:30 in the evening. It was a very interesting vacation for me. I learned a lot from my first trip to Borobudur Temple.

Appendix 6

Post-Test

Post-Test about Recount Text**Name** :**Number/Class** :

*Please write a short story about your Horrible Experience with your own words!
Make it in three (3) paragraph and use a good grammar rules, punctuation and spelling!*



Appendix 7

Rubric for Assessing Post-Test

No	Component	Level	Descriptor
1.	Content (C) - Ideas	16-13	EXCELLENT TO VERY GOOD; knowledgeable; substantive development of thesis; relevant to assigned topic
		12-9	GOOD TO AVERAGE; sure knowledge of the subject; adequate range; limited development of thesis; mostly relevant to topic but lacks detail
		8-5	FAIR TO POOR; limited knowledge of subject; little substance; inadequate development of topic
		4-1	VERY POOR; does not show knowledge of subject; non-substantive; not pertinent; or not enough to evaluate
2.	Organization - Sequence	12-10	EXCELLENT TO VERY GOOD; fluent expression; ideas clearly stated/supported; succinct; well organized; logical sequencing; cohesive
		9-7	GOOD TO AVERAGE; somewhat choppy; loosely organized but main ideas stand out; limited support; logical but incomplete sequencing
		6-4	FAIR TO POOR; non-fluent; ideas confused or disconnected; lacks logical sequencing and development
		3-1	VERY POOR; does not communicate; no organization; or not enough to evaluate
3.	Vocabulary (V) - Language - Tenses - Agreement	12-10	EXCELLENT TO VERY GOOD; sophisticated range; effective word/idiom choice and usage; word from mastery; appropriate register and effective, complex constructions; few errors of agreement, tenses
		9-7	GOOD TO AVERAGE; adequate range; occasional errors of word/idiom form, choice, usage but meaning not obscured and effective but simple constructions; minor problems in complex constructions; several errors of agreement, tenses

		6-4	FAIR TO POOR; limited range; frequent errors of work/idiom from, choice, usage; meaning confused or obscured and major problems in simple/complex constructions; frequent errors of agreement, tense
		3-1	VERY POOR; essentially translation; little knowledge of English vocabulary, idioms, word form; or not enough to evaluate and virtually no mastery of sentence construction rules; dominated by errors
4.	Mechanics (M) - Punctuation - Spelling - Capitalization	10-8	EXCELLENT TO VERY GOOD; demonstrates mastery of conventions; few errors of spelling, punctuation, capitalization, paragraphing
		7-5	GOOD TO AVERAGE; occasional errors of spelling, punctuation, capitalization, paragraphing, but meaning not obscured
		4-3	FAIR TO POOR; frequent errors of spelling, punctuation, capitalization, paragraphing; poor handwriting; meaning confused or obscured
		2-1	VERY POOR; no mastery of conventions; dominated by errors of spelling, punctuation, capitalization, paragraphing; handwriting illegible; or not enough to evaluate

Score : $\frac{\text{Total Score}}{\text{Score Maximum}} \times 100$

Adapted from :

Jacobs, H.J. et al. (1981). Testing ESL composition: a practical approach. Rowley, MA: Newbury House.

Appendix 8

Post-Test Score of Experimental and Control Group

No	Experimental Group	Control Group
1.	84	80
2.	86	82
3.	78	80
4.	76	82
5.	90	72
6.	76	90
7.	84	80
8.	82	72
9.	92	82
10.	78	76
11.	84	74
12.	86	84
13.	86	80
14.	82	76
15.	88	72
16.	86	84
17.	74	82
18.	82	82
19.	78	84
20.	92	80
21.	88	84
22.	88	90
23.	88	86
24.	90	92
25.	82	82
26.	68	82
27.	84	76
28.	84	84
29.	78	80
30.	82	76
31.	84	90
32.	90	80
33.	88	72
34.	82	74
35.	76	70
36.	84	78
37.	78	76
38.	78	84

Appendix 9

JUDGEMENT SHEET 1

Nama : Prof. Dr. Ni Nyoman Padmadewi, M.A

NIP : 19620201988032001

Position: First Expert Judge (Lecturer of English Language Education)

Instructions

Please give a checklist (✓) on one column relevant or irrelevant based on the relevance of the instruments.

Instruments	Writing Post Test	Writing Scoring Rubric	Teaching Scenario for Experimental Group	Teaching Scenario for Control Group
Relevant	✓	✓	✓	✓
Irrelevant				

Expert Judge



Prof. Dr. Ni Nyoman Padmadewi, M.A
NIP. 19620201988032001

JUDGEMENT SHEET 2

Nama : Kadek Sintya Dewi, S.Pd., M.Pd.

NIP : 198803232015042004

Position: Second Expert Judge (Lecturer of English Language Education)

Instructions

Please give a checklist (✓) on one column relevant or irrelevant based on the relevance of the instruments.

Instruments	Writing Post Test	Writing Scoring Rubric	Teaching Scenario for Experimental Group	Teaching Scenario for Control Group
Relevant	✓	✓	✓	✓
Irrelevant				

Expert Judge

Kadek Sintya Dewi, S.Pd., M.Pd.
NIP. 198803232015042004

Appendix 10

Students' Attendance of X MIPA 3

NO	NAME	MEETING					
		1	2	3	4	5	6
1.	DIAH KOMANG ANGGITA ZOELIANG	✓	✓	I	A	✓	✓
2.	I GEDE ARDI SURYA WIRATAMA	✓	✓	✓	✓	✓	✓
3.	I GEDE SATRIA DARMA JAYA	✓	✓	S	✓	✓	✓
4.	I GEDE THIO PRATAMA ENJELIANTO	S	S	✓	✓	A	✓
5.	I GEDE YUDA PRADNYANA	✓	✓	✓	I	✓	✓
6.	I GUSTI AGUS SURYA PRATAMA SAPUTRA	✓	✓	✓	✓	✓	✓
7.	I GUSTI AYU PRADNYA DEWI	✓	✓	I	✓	✓	✓
8.	I KADEK AGUS SURYA WIBAWA	✓	✓	✓	✓	✓	✓
9.	I KADEK WISNU YASTRAWAN	✓	✓	✓	✓	✓	✓
10.	I KOMANG AGUS ADI GUNA WISEKA	✓	✓	✓	✓	✓	✓
11.	I KOMANG KEVIN REDANA PUTRA	✓	✓	✓	✓	✓	✓
12.	I KOMANG PUJI ARTAMA	✓	✓	✓	✓	✓	✓
13.	I MADE AGUS PARWATA ADI KUSUMA	✓	✓	✓	✓	✓	✓
14.	I MADE ARYA EKA PUTRA	✓	✓	✓	✓	✓	✓
15.	I MADE DHARMA ADNYANA	✓	✓	✓	✓	✓	✓
16.	I MADE DWI OKTAVIANA	✓	✓	✓	✓	✓	✓
17.	I MADE DWI PAYOGI	✓	✓	I	✓	✓	✓
18.	IGD BHAGASKARA PUTRA RESWARA	✓	✓	✓	✓	✓	✓
19.	KOMANG ANDIKA PUTRA PRADANA	✓	✓	✓	✓	✓	✓
20.	KOMANG DEWI KOMALA YOGANTARI	✓	✓	✓	✓	✓	✓
21.	LALU MOHAMMAD ZACKY PRAWIRA	✓	✓	✓	✓	✓	✓

22.	MAISIE RAHMANIA	✓	✓	✓	✓	✓	✓
23.	NI KADEK DEWI HANDAYANI	✓	✓	✓	✓	✓	✓
24.	NI KADEK DIAH HERMAYANTI	✓	✓	✓	✓	✓	✓
25.	NI KADEK EKHA APRIELA SUASTININGSIH	✓	✓	✓	✓	✓	✓
26.	NI KADEK PRADNYA CINTYA DEWI	✓	✓	✓	✓	✓	✓
27.	NI KADEK SUSI DIAH JUNIAWATI	✓	✓	✓	✓	✓	✓
28.	NI KETUT RESA ANDIKA PUTRI	✓	✓	✓	✓	✓	I
29.	NI KOMANG PUTRI WULANDARI	✓	✓	✓	✓	✓	✓
30.	NI KOMANG SRI DEVIKANANDA	✓	✓	✓	✓	✓	✓
31.	NI MADE ANGGUN MEGA ARIASIH	✓	✓	✓	✓	✓	✓
32.	NI MADE DYANA SARI	✓	✓	✓	✓	✓	✓
33.	NI MADE PASKA MANIKASARI	✓	✓	✓	✓	✓	I
34.	NI MADE RISTA PUTRI	✓	✓	✓	✓	✓	✓
35.	NI PUTU JIWATI KARYANI	✓	✓	✓	✓	✓	✓
36.	NI PUTU WIDYA JULIANTARI	✓	✓	✓	✓	✓	✓
37.	PANDE MADE DWITYA WIRYANTARI	A	A	✓	✓	A	✓
38.	TIO FEBRIAN	✓	✓	✓	✓	✓	✓

Appendix 11

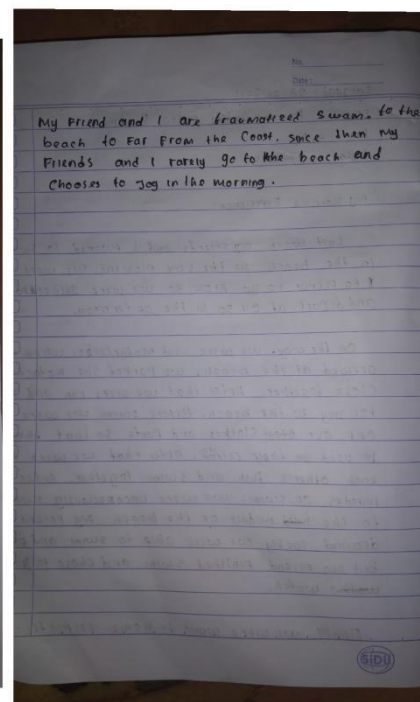
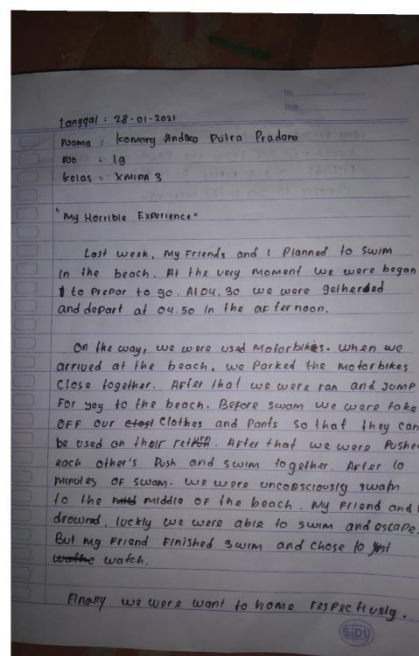
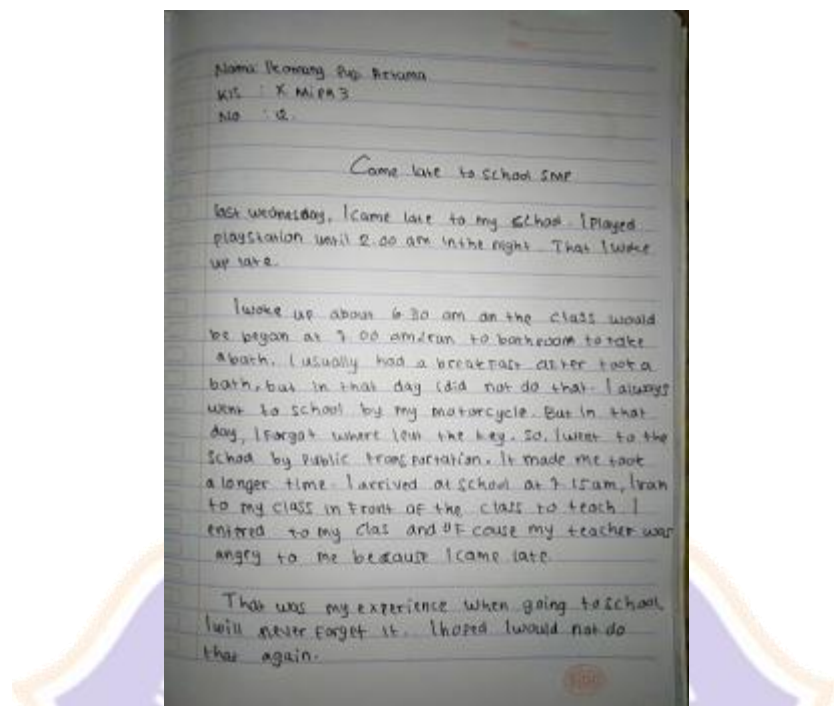
Students' Attendance of X MIPA 5

NO	NAME	MEETING					
		1	2	3	4	5	6
1.	ALFITRI RAMADHANI	✓	✓	✓	✓	✓	✓
2.	NI PUTU BUDIANA DEWI	A	✓	S	✓	I	✓
3.	GEDE RYAN PRAWIRA SAPUTRA	✓	✓	✓	I	✓	✓
4.	I DEWA GEDE DIRA WIRAWAN	A	A	✓	✓	✓	✓
5.	I GEDE AGUSTENA	✓	✓	✓	✓	I	✓
6.	I GUSTI AYU MITA OKVIYANI	✓	✓	✓	✓	✓	✓
7.	I GUSTI BAGUS RAMA WIJAYA	✓	✓	✓	✓	✓	✓
8.	I GUSTI NGURAH BAYU FEBRI	✓	✓	✓	✓	I	S
9.	I KADEK AGUS KARUNIA	✓	✓	✓	✓	✓	✓
10.	I KADEK ARI PALGUNA	✓	✓	✓	✓	✓	✓
11.	I KADEK RYAN DWI ANATA PUTRA	✓	✓	✓	✓	✓	✓
12.	I KETUT AGUS DIKA WIDNYANA	✓	✓	✓	✓	✓	✓
13.	I KETUT Satria Laksamana Yasa Putra	✓	✓	✓	✓	✓	I
14.	I NENGAH SUTHA DHARMENDRA	✓	✓	✓	✓	✓	✓
15.	I NGURAH AGUNG PRAYOGA WIDYADHANA	✓	✓	✓	✓	✓	✓
16.	I WAYAN NDALA STANAYA	✓	✓	✓	I	✓	✓
17.	IDA AYU PUTU CINTYA PRATAMI	I	I	✓	✓	✓	I
18.	KADEK BIMA YUDISTADEVA	✓	✓	✓	I	✓	✓
19.	KADEK SUYASA PRADNYANA	✓	✓	I	✓	✓	✓
20.	KEVIN TULANDI	✓	✓	I	✓	✓	✓
21.	LUH GEDE VICTORIA SEGANTARA	✓	✓	✓	✓	✓	✓
22.	LUH PUTU PREMA SUTAYANI	✓	✓	✓	✓	✓	I
23.	MIA PUSPITA	✓	✓	✓	✓	✓	✓

24.	NI KADEK DWI ARISTI FEBRIANTI	✓	✓	✓	✓	✓	✓
25.	NI KADEK SINA SASMIANI	✓	✓	✓	✓	✓	✓
26.	NI KETUT LINA YUNIARTI	✓	✓	✓	✓	✓	✓
27.	NI KETUT PURNAMA ARIANTI	A	✓	✓	✓	✓	✓
28.	NI KETUT SRI KURNIA PUTRI	✓	✓	✓	✓	✓	✓
29.	NI MADE ARI DWIASTUTI	✓	✓	✓	✓	✓	✓
30.	NI MADE INDIRA DWI ARTHAMINETA	✓	✓	✓	✓	✓	I
31.	NI MADE RATIH ADNYANI	✓	✓	✓	✓	✓	✓
32.	NI NYOMAN YENI YULIA WATI	✓	✓	✓	✓	✓	✓
33.	NI WAYAN ANGGI PARWATI	✓	✓	✓	✓	✓	✓
34.	NI WAYAN SEPTIA DYADNYANI	✓	✓	✓	✓	✓	✓
35.	PASEK GEDE GEJEN TATAR SUKARNO	✓	✓	I	✓	✓	S
36.	PUTU DHEA ANJARISKA	✓	✓	✓	✓	✓	✓
37.	PUTU DIAH EKAYANTHI	✓	✓	✓	✓	✓	✓
38.	PUTU NGURAH INDRA PARAMARTHA	✓	✓	✓	✓	✓	✓

Appendix 12

Students' Post-test X MIPA 3



Nama : Ni Kakak Erika Aprilia Sunningyah
 No : 25
 KLS : X IPA 3

A month ago my friends and I were planning to go on vacation. We planned to go to the hill of Ambergan Linggih. Ambergan Linggih is a tourist spot that is rarely visited by tourists. The location of the hill is in the Pindaban village, Mangrove Sub-district, Karangasem District. To reach the hill we spent time on a 2-hour journey.

Because the terrain is very narrow and there are many trees. Makes us have to walk. At that time it was also still the rainy season which made the road slippery. Because it was too slippery, I finally slipped and almost fell. My friend immediately helped me, but thank full there were no serious injuries. I could still continue my journey, finally I arrived at the hill. Arriving at the hill, I rested while drinking water. My friends and I captured many moments there.

After a long time there, the clock showed to crack. We took a break after taking a photo together. 20 minutes later we decided to go home, because it was noon. Thank god on the way home, we didn't have any more obstacles. We went home safely.

Nama : Ni Kakak Suci Diah Jurnawati
 Absen : 27
 Kelas : X IPA 3

"My Bad Experience"

Last year when I was in ninth grade, I was late to school. That's because I'm setting up school until 2:00 a.m.

At 5:00, she tried to wake me up, but I ignored her advice and went back to sleep. Suddenly I jerked out of my sleep and saw the clock at 6:20. Without a second thought, I grabbed a towel and immediately ran to the bathroom.

I saw the breakfast mom had served. But, I didn't have time for breakfast. Usually, I go to school with my father. But, my dad went to work before I woke up.

I finally asked my uncle to take me to school. It's already 6:40, my uncle and I set out on a motorcycle. Since it was raining quite hard last night, the roads became wet and made the trip longer.

I arrived at school at about 7:10. Class starts at 7:00. I ran to the classroom, but the teacher didn't let me in because I was out of schedule.

Finally, I had to stand outside the classroom and miss an hour of class. I was embarrassed and I promised not to do it again. For me it was a terrible experience and will not be forgotten.

Students' Post-test X MIPA 5

Nama: Il Kaker Ari Ridwan
 Kelas: X MIPA 5
 No: 10
 Bhs. Inggris

My Bad Experience

One year ago, was the worst experience for me. When my friend and I came home from, doing a group assignment at one of my friend's houses. At an intersection my friend and I had a minor accident.

At first, my friend and I got a group assignment. We decided to do the group assignment at one of my friend's houses. After finishing the group assignment, I along with one of my friends went home first. I ride with my friend. On the way, the sky was cloudy and wanted to rain, so we were a bit speeding because we didn't bring a rain coat. At an intersection that did not contain any signs, suddenly a woman crossed her path so that my friend and I were shocked and did not have time to brake. So that there was a minor accident there. The woman fell with her motorbike and luckily neither of us fell. We and several other people helped the woman and set up her motorbike.

After the woman was fine, we talked and apologized to each other for our accident. We and the woman continued our separate journey. We are grateful that no serious damage and serious injuries have been suffered by any of us.

20/01/21

Nama : Ni Kefat Lina Yuniarti
 Class : X MIPA 5
 Number : 26

"My Horrible Experience"

Years ago, I had an incident. It was that incident that scared me. It happened in the morning when we were in the kitchen.

Firstly, at 7 am our family breakfast as usual. I would do the usual tasks of sweeping, washing dishes, cleaning the yard and so on. My mother went to the market to buy necessities for the kitchen. When mother come back from the market, mother told me to cook the beans. Then I cook the beans, because cooking beans takes a long time, I do my other duties. My mom and dad went to work. Hours passed without me knowing it and the beans I cooked burned. The kitchen was full of smoke and unpleasant odors. I forgot to ask my sister to remind me.

My sister and I were very surprised to see the beans that I cooked were burnt. My sister and I were afraid that mom would know she would be angry. When mom and dad come home my sister told them what happened. They are a little angry over what happened because it could also have started a fire. Then I think about it all and will not repeat it again.

Nama : Liliti Ponnachari

Roll No : 20121215

Age : 01

a few years ago was the worst experience for me. When I went back from one of my friend's houses in a night, several riders trailing me home at night.

at first, I visited her because I wanted to spend my time alone with her. We play and laughed nonstop with our stomachs cramped, I began to notice that it was getting late. When I rode my motorcycle home, I saw a group of teenagers gathered by the side of the road, a teenager shouting at me from afar, ~~then~~ then they all started their vehicles and started following me. I got scared and started speeding to high speed.

After they couldn't catch up with me, my heart began to feel calm, even though the road is quiet and dark, I was grateful that nothing serious happened.

Nama : Ni Nijaman Yeri Julia Wati.

No : 22.

Kelas : XI IPA 5.

- Recount Text -

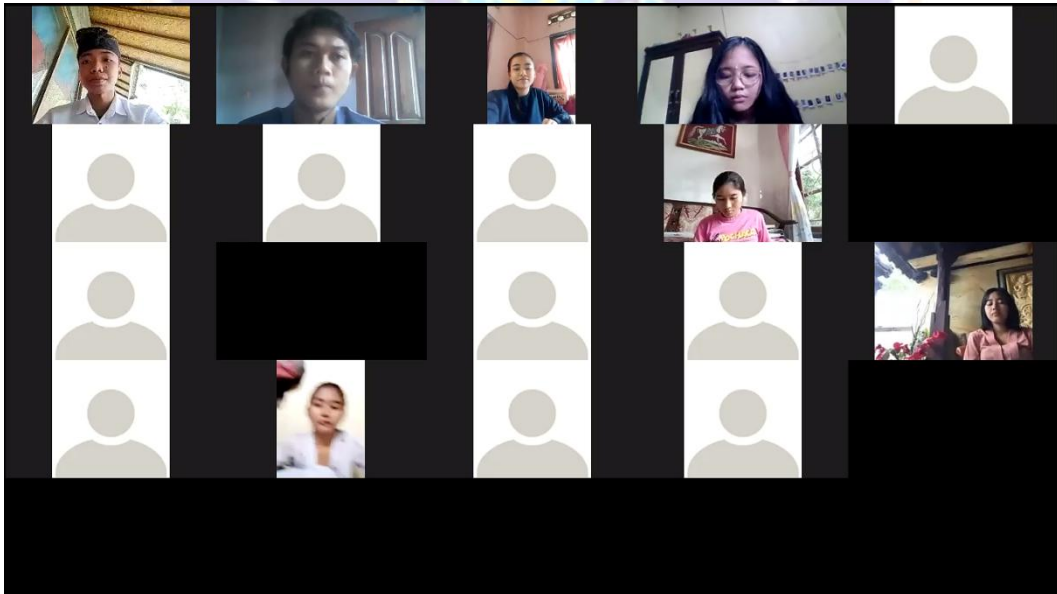
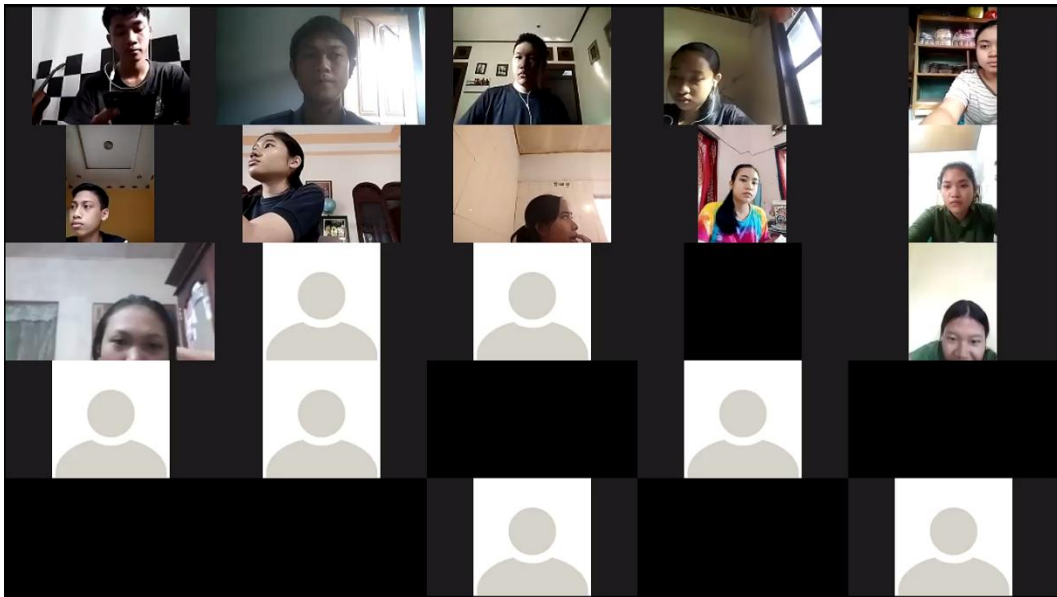
Last 4 years was the bad experience I've ever got. I was the first got into pretty big trouble. And until my and my friends were scolded by our teacher.

First, problem from started just kidding. Until we got wet, because of the treated water in our school. We flushed each other and finally the meeting room at my school was wet and it was so wet. Because of the commotion, one of my juniors reported the incident to one of our teachers. And our teacher came and we were very scolded by our teacher and even more embarrassed we watched a lot by one school. Our teacher was very angry and we were told to come home late to clean the meeting room. We blamed each other and finally finished clean the meeting room.

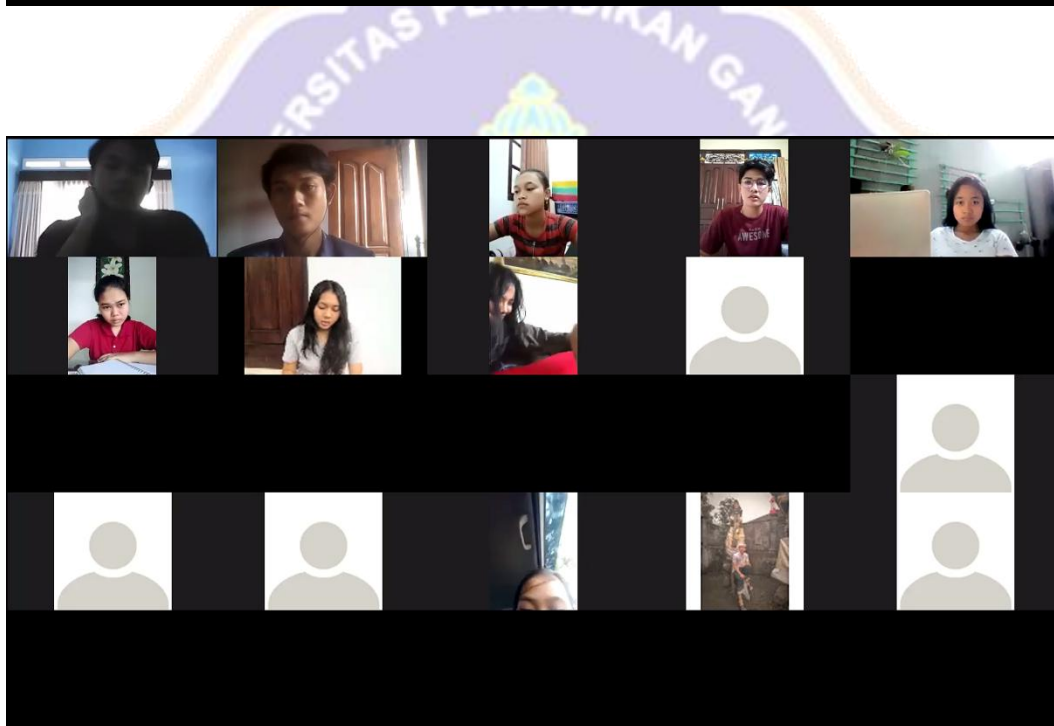
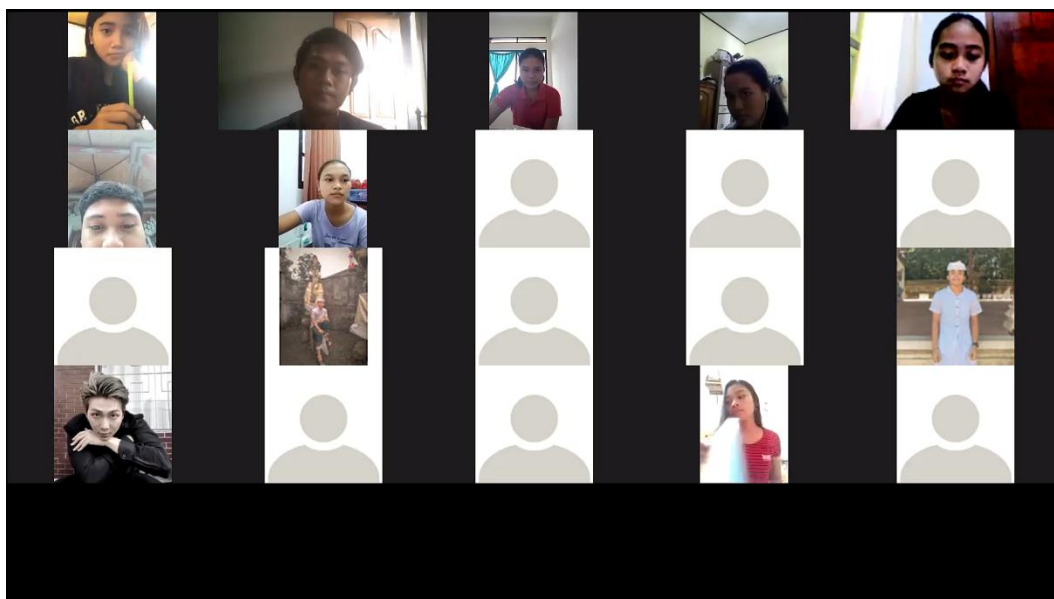
And finally finished and we went home. I was very sorry about that incident. And I promise not to do it again.

Appendix 13

Zoom Meeting in X MIPA 3



Zoom Meeting in X MIPA 5



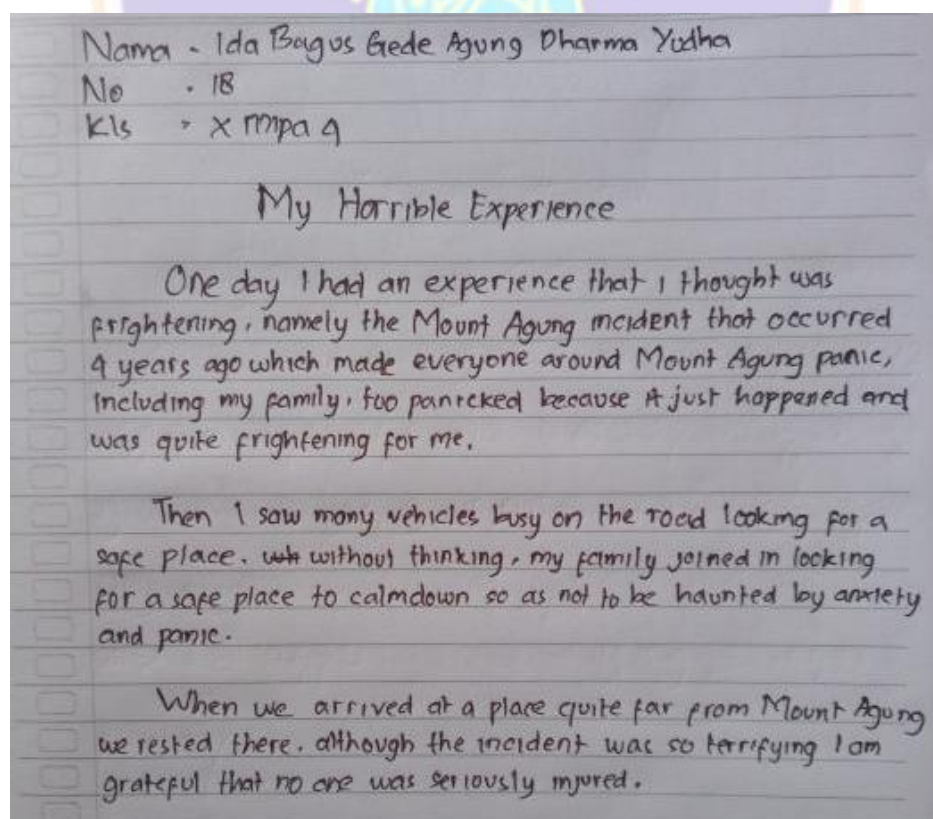
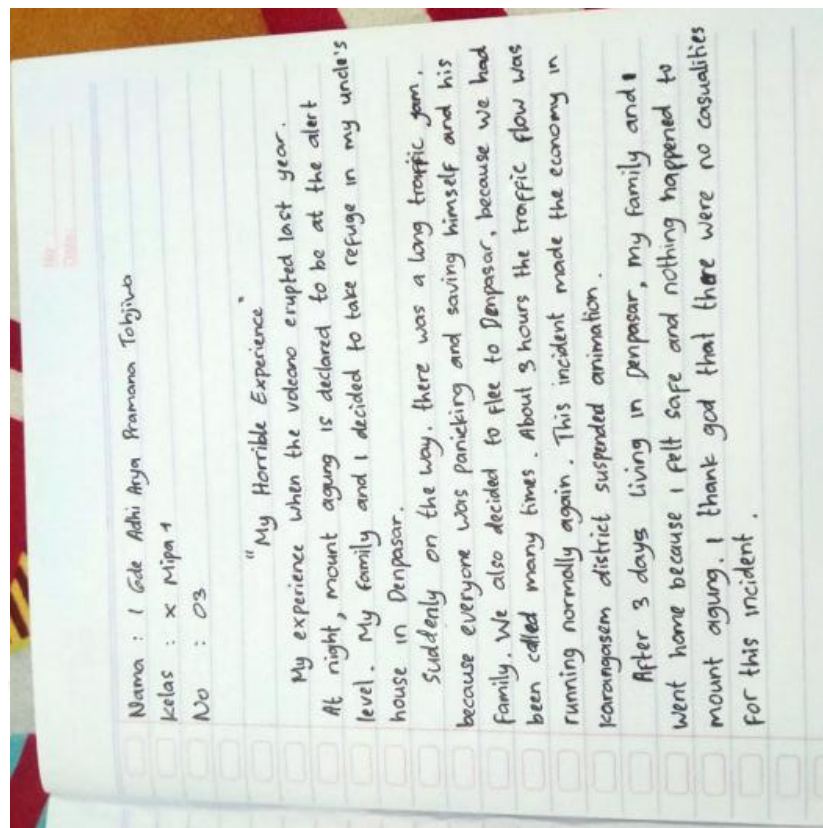
Appendix 14

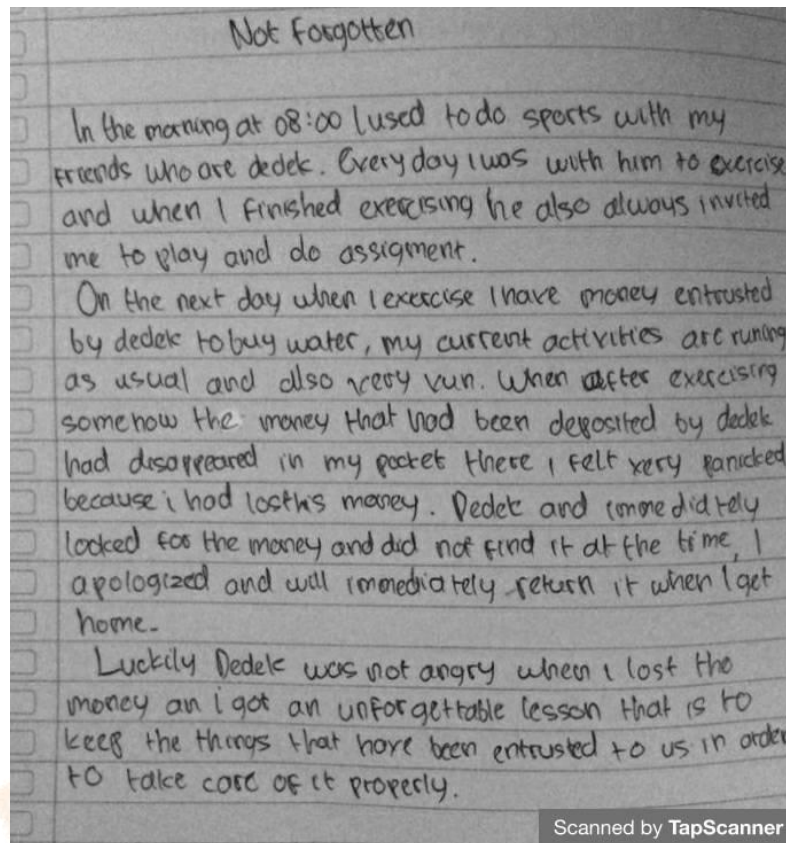
Try Out Result of X MIPA 4

NO	NAMA	TUGAS	TOTAL
1.	DEDEX MAHA GENTA	✓	80
2.	DEWA GEDE GUNA CAHYADI	✓	84
3.	I GDE ADHI ARYA PRAMANA TOHJIWA	✓	80
4.	I GEDE BADRIKA ASTA GUNA	✓	84
5.	I GEDE METRA SHANDY MAHARDIKA	✓	70
6.	I GEDE YOGA PALGUNA	✓	90
7.	I GEDE YUDA BAGIANTARA	✓	80
8.	I GUSTI AGUNG AYU DIAH MONIKA SEFIANI	✓	68
9.	I GUSTI AYU SARJANI WEDAWATI	✓	82
10.	I GUSTI BAGUS KUNG PRADNYANA	✓	78
11.	I KADEK AGUS KERTAYOGA	✓	74
12.	I KADEK ARYA WEDA BELADAWAN	✓	86
13.	I KOMANG ANDREAN SATYA PRATAMA	✓	80
14.	I KOMANG ASTAMA WIGUNA	✓	78
15.	I KOMANG NIRARTHA NUSARYANDA	✓	72
16.	I KOMANG RADITA WIBINESA	✓	84
17.	I KOMANG SUMERTA KARI YASA	✓	84
18.	IDA BAGUS GEDE AGUNG DHARMA YUDHA	✓	82
19.	IDA BAGUS SASTRA WIRA KUSUMA A	✓	84
20.	KOMANG CESA AYURINI	✓	80
21.	KOMANG HANGGITA SAJNI UTTARI B	✓	86
22.	KOMANG TRISNA WARDANI	✓	90
23.	NI KADEK LARAS WULANDARI	✓	86
24.	NI KADEK MITA YUNIASTARI	✓	90
25.	NI KADEK SONIADNYANI	✓	82
26.	NI KOMANG DWI LAKSMI CINTYASARI	✓	84
27.	NI KOMANG AYU SURYA LAKSMINI	✓	78
28.	NI KOMANG SUCI CANDRA DEWI	✓	84
29.	NI KOMANG TRIYA WIJANI	✓	80
30.	NI KOMANG TRYA DHARAYANI	✓	78
31.	NI LUH SINDY WAHYUNI	✓	90
32.	NI LUH TOKYANI MULYANINGSIH	✓	80
33.	NI NYOMAN INTAN SAKA PUTRI	✓	70
34.	NI PUTU AMELDA DINA EKA PUTRI	✓	74
35.	NI WAYAN RAHAYU PRADNYAWATI PUTRI	✓	60
36.	NISA HAFIDHA NINGSIH	✓	78
37.	PUTU DEVIANI PARAMITA NATARI	✓	78
38.	PUTU STIRAPRADNYA PRAKASA	✓	86

Appendix 15

Students' Post-test Tryout X MIPA 4





Nama : Ni Nyoman Intan Saka Putri

No : 33

Kelas : X MIPA 4

Scary Experience

I have a mirror in my room, the mirror is quite big and the mirror is placed under my TV which is taped to the wall. During the day it may not look scary and use a lot, but at night it feels a little strange when I see it from the bed. My bed is right in front of the mirror and some people say that sleeping with our feet facing the mirror will disturb us by the spirit, but I don't believe that.


It was already evening around 10 pm and I was getting ready to sleep. I have slept for maybe 4 hours but I wake up, I don't know what time it is, maybe 2 o'clock or 3 o'clock in the morning. I'm actually not a person who wakes up easily so it feels weird if I wake up at this time. Maybe it's okay if one day wakes up at dawn, but ever since the mirror was placed right in front of my bed, I always wake up at the same time, not sure what time it is. I don't know what day I woke up but that day felt different. I looked at the mirror for a while then gasped because my window was banged hard, even very hard, but what was even stranger was that there was no one outside. I was so scared, my heart couldn't beat normally. In the morning I asked my mother but strangely my mother did not hear anything even though at that time she woke up because she wanted to pee.

It was so strange and scary, I didn't dare to sleep alone and decided to sleep with my mother for days.

A week after that the mirror was finally installed above the sink, hearing this I was a little relieved. I hope I will not wake up in the middle of the night again. I go back to sleep alone and there are no distractions like banging windows and not looking in the mirror when I wake up in the morning. But what makes me curious is that when I write about this experience, I still wake up at 2/3 in the morning. Maybe this has become a habit because before I move the mirror I always wake up. Still waking up at 2 was torturous.

Appendix 16

Permission Letter from Department



KEMENTERIAN PENDIDIKAN DAN KEBUDAYAAN
UNIVERSITAS PENDIDIKAN GANESHA
FAKULTAS BAHASA DAN SENI
 Jalan A. Yani No. 67 Singaraja Bali Kode Pos 81116
 Telepon (0362) 21541 Fax. (0362) 27561
 Laman: fbs.undiksha.ac.id

Nomor : 2546/UN48.7.1/DT/2020 20 Oktober 2020
 Perihal : **Permohonan Izin Penelitian**


Yth. Kepala SMA Negeri 2 Amlapura
 di Karangasem

Dalam rangka pengumpulan data untuk menyelesaikan Skripsi/Tugas Akhir, dengan hormat kami mohon agar Bapak/Ibu mengizinkan mahasiswa di bawah ini:

Nama	: I Komang Janu Prianda Putra
NIM	: 1712021077
Jurusan	: Bahasa Asing
Program Studi	: Pendidikan Bahasa Inggris
Jenjang	: S1
Tahun Akademik	: 2020/2021
Judul	: AN ANALYSIS OF SELF-EDITING ACTIVITY ON WRITING RECOUNT TEXT OF TEN GRADE STUDENTS IN SMA NEGERI 2 AMLAPURA

untuk mencari data yang diperlukan pada institusi yang Bapak/Ibu pimpin. Atas perhatian dan bantuan Bapak/Ibu, kami ucapkan terima kasih.

sa n Dekan,
 Wakil Dekan I,





Dr. Dewa Patu Ramendra, S.Pd., M.Pd.
 NIP. 197609022000031001

Tembusan:

1. Dekan FBS Undiksha Singaraja
2. Kaprodi. Bahasa Asing
3. Sub Bagian Pendidikan FBS

Appendix 17

Permission Letter from the School

	PEMERINTAH PROVINSI BALI DINAS PENDIDIKAN, KEMUDAAN DAN OLARAGA SMA NEGERI 2 AMLAPURA Alamat: Jalan Untung Surapati Amlapura (80813) Telp: (0362) 21254 Faks: (0362) 21254 Alamat Website: http://www.sman2amlapura.sch.id email: sman2amlapura@yahoo.com	
---	--	---

SURAT IJIN
Nomor : 420/3822SMAN 2.Amlapura/2020


Yang bertanda tangan dibawah ini Kepala SMA Negeri 2 Amlapura mengijinkan :

N a m a	: I Komang Janu Pranda Putra
N I M	: 1712021077
Jurusan	: Bahasa Asing
Program Studi	: Pendidikan Bahasa Inggris
Jenjang	: S1
Tahun Akademik	: 2020/2021

untuk melaksanakan penelitian dalam rangka menyelesaikan Skripsi/Tugas Akhir dengan judul
AN ANALYSIS OF SELF-EDITING ACTIVITY ON WRITING RECOUNT TEXT OF TEN
GRADE STUDENTS IN SMA NEGERI 2 AMLAPURA.

Demikian surat ijin ini dibuat untuk dilaksanakan sebagaimana mestinya.

Amlapura, 26 Oktober 2020
Kepala SMA Negeri 2 Amlapura


 Dni I Nengah Miyasa, M Pd
 NIP 196602051993031006

Certificate Letter from School



PEMERINTAH PROVINSI BALI
 DINAS PENDIDIKAN, KEMUDAAN DAN OLAHRAGA
SMA NEGERI 2 AMLAPURA
 Alamat: Jalan Untung Surapati Amlapura (80813)
 Telp. (0363) 21254 Faks: (0363) 21254
 Alamat Website: <http://www.sman2amlapura.sch.id> email: smandapura@yahoo.co.id

SURAT KETERANGAN

Nomor : 420/0744/SMAN 2.Amlapura/2021

Yang bertanda tangan dibawah ini Kepala SMA Negeri 2 Amlapura menerangkan :

N a m a	: I Komang Janu Prianda Putra
N I M	: 1712021077
Jurusan	: Bahasa Asing
Program Studi	: Pendidikan Bahasa Inggris
Jenjang	: S1
Tahun Akademik	: 2020/2021

memang benar yang namanya diatas telah melaksanakan penelitian dalam rangka menyelesaikan Skripsi/Tugas Akhir dengan judul : AN ANALYSIS OF SELF-EDITING ACTIVITY ON WRITING RECOUNT TEXT OF TEN GRADE STUDENS IN SMA NEGERI 2 AMLAPURA.

Demikian surat keterangan ini dibuat untuk dilaksanakan sebagaimana mestinya.

Amlapura, 26 Pebruari 2021
Kepala SMA Negeri 2 Amlapura



Drs. I Nengah Miyasa, M.Pd
NIP. 19660205 199303 1 006