

**DEVELOPING LEARNING VIDEO USING PROJECT
BASED LEARNING FOR TEACHING 5TH GRADE
ELEMENTARY SCHOOL STUDENTS AT BULELENG
REGENCY**



WRITTEN BY:

DEWA GEDE KRISHNADANA

1712021137

UNDIKSHA

**ENGLISH LANGUAGE EDUCATION
FOREIGN LANGUAGES DEPARTMENT
FACULTY OF LANGUAGE AND ARTS
GANESHA UNIVERSITY OF EDUCATION
SINGARAJA**

2021



**DEVELOPING LEARNING VIDEO USING PROJECT
BASED LEARNING FOR TEACHING 5TH GRADE
ELEMENTARY SCHOOL STUDENTS AT BULELENG
REGENCY**

A THESIS

**Had Been Purposed to Ganesha University of Education as One of
Requirements to Complete a Bachelor Degree in English Language
Education Program**

WRITTEN BY:

DEWA GEDE KRISHNADANA

1712021137

**ENGLISH LANGUAGE EDUCATION
FOREIGN LANGUAGE DEPARTMENT
FACULTY OF LANGUAGE AND ART
GANESHA UNIVERSITY OF EDUCATION
SINGARAJA**

2021


**DEVELOPING LEARNING VIDEO USING PROJECT
BASED LEARNING FOR TEACHING 5TH GRADE
ELEMENTARY SCHOOL STUDENTS AT BULELENG
REGENCY**

A THESIS

**Purposed to English Language Education Ganesha University of Education
as One of Requirements to Complete a Bachelor Degree**

APPROVED BY:


1st Advisor,



Prof. Dr. Putu Kerti Nitiasih, M.A

NIP.196206261986032002

2nd Advisor,



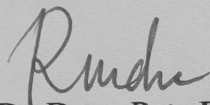
Luh Gd Rahayu Budiarta, S.Pd., M.Pd.

NIP. 199309192018032001

Lembar Persetujuan Dosen Penguji Skripsi

Skripsi oleh Dewa Gede Krishnadana ini telah dipertahankan di depan dewan penguji pada tanggal 28 April 2021.

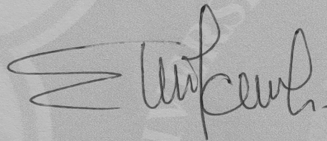
Dewan Penguji,



Dr. Dewa Putu Ramendra, S.Pd., M.Pd

(Ketua)


NIP.197609022000031001



Luh Gede Eka Wahyuni, S.Pd., M.Pd.

(Anggota)


NIP. 198812012015042003



Prof. Dr. Putu Kerti Nitiasih, M.A

(Anggota)

NIP. 196206261986032002



Luh Gd Rahayu Budiarta, S.Pd., M.Pd.

(Anggota)

NIP. 199309192018032001

Lembar Persetujuan dan Pengesahan Panitia Ujian

Diterima oleh Panitia Ujian Fakultas Bahasa dan Seni Universitas Pendidikan Ganesha

Guna memenuhi syarat-syarat untuk mencapai gelar sarjana pendidikan

Pada :



Hari : Selasa

Tanggal : 29 Juni 2021

Mengetahui,

Ketua Ujian,

Sekretaris Ujian,



Dr. Dewa Putu Ramendra, S.Pd., M.Pd.


Luh Diah Surya Adnyani, S.Pd., M.Pd.

NIP.197609022000031001

NIP. 198309232008122001

Mengesahkan,

Dekan Fakultas Bahasa dan Seni



Prof. Dr. I Made Sutarna, M.Pd.

NIP. 196004241986310021

PERNYATAAN

Dengan ini saya menyatakan bahwa skripsi yang telah saya susun dengan judul “Developing Learning Video Using Project Based Learning for Teaching 5th Grade Elementary School Students at Buleleng Regency” beserta seluruh isi dan kelengkapannya adalah karya saya sendiri yang telah disusun dengan mengedepankan nilai-nilai dan kode etik penulisan karya ilmiah Universitas Pendidikan Ganesha. Saya tidak melakukan penjiplakan ataupun pengutipan tanpa mengikuti kode etik yang diterapkan oleh masyarakat keilmuan. Dengan pernyataan ini, saya siap bertanggung jawab atas segala sanksi yang nantinya dijatuhkan kepada saya apabila ditemukan adanya pelanggaran, penyalahgunaan, ataupun klaim dalam karya ilmiah yang telah saya susun ini.

Singaraja, 2021

Yang membuat pernyataan


Dewa Gede Krishnadana



NIM. 1712021137

ACKNOWLEDGEMENTS

Through this writing, the writer would like to express the greatest gratitude to Ida Sang Hyang Widhi Wasa for every step that the writer had taken to complete writing this thesis under the title “ Developing Learning Video Using Project-Based Learning for teaching 5th Grade Elementary School Student at Buleleng Regency”.

Furthermore, the authors wish to thank few names who supported the process of this thesis, who gave us countless care, time, ideas, inspiration, patience, guidance and feedback :

1. Prof. Dr. Putu Kerti Nitiasih, M.A as the first supervisor who had kindly given valuable guidance, inspiring ideas, advices, suggestion, feedback and motivations that help the researcher a lot in finishing this research paper.
2. Luh Gd. Rahayu Budiarta, S.Pd., M.Pd. as the second supervisor who always took many times to discuss the thing related to research and thesis. She had given valuable guidance, feedback, advice, and countless time in helping the writer a lot in finishing this research paper.
3. Ni Luh Putu Era Adnyayanti, S.Pd., M.Pd. as the third supervisor who always patient to provide feedback and comment in correcting mistakes that had been done in developing this thesis.
4. All of the English Language Education Lecturers had supported and gave uncountable guidance and invaluable knowledge to the writer during the past four years in this department.
5. The researchers' parents and family always gave the writer leisure to discuss product and thesis development. They are the biggest support system that kept the writer strong in these four years and in completing this thesis.
6. I Gusti Ayu Dwi Pradnyandari Pinatih as the writers' best partner in doing everything. She always accompanies and helps in the process of making this thesis.
7. The writers' friends in college who had given so much experience for the writer during the educational process at ELE Undiksha; Delight classmates, PPL mates, KKN mates, , Sidang Segera mates, Kapak Tujeng mates, Kaunk Bali, and others.

8. *Last but not least, I wanna thank me, for believing in me, for doing all this hard work, for having no days off, for never quitting, for just being me at all times.*

Finally, the writer hopes that this thesis can be useful and help to develop English as an educational and learning process in foreign languages. The writer would appreciate and accept constructive criticism, suggestion and feedback of those who wish to contribute to improving this thesis.



TABLE OF CONTENT

ACKNOWLEDGEMENTS	vi
CHAPTER I	1
1.1 Research Background	1
1.2 Problem Identification	6
1.3 The Limitation of the Problem	7
1.4 Research Questions	7
1.5 Research Objectives	7
1.6 The Expected Specification of the Product	8
1.7 Research Significances	8
1.7.1 Theoretical significance	8
1.7.2 Practical Significance	8
1.8 Assumption and the Limitation of the Development	9
1.9 Terminology Definition	9
1.9.1 Conceptual Definition	9
1.9.2 Operational Definition	10
CHAPTER II	12
2.1 Theoretical Review	12
2.1.1 Learning Media	12
2.1.2 Video as Learning Media	13
2.1.3 Project-based Learning	15
2.1.4 Young Learners	16
2.2 Empirical Review	17
CHAPTER III	23
3.1 Research design	23
3.2 Design and Development Procedure	24
3.2.1 Analysis	24
3.2.2 Design	25
3.2.3 Development	25
3.2.4 Evaluation	26

3.3	Research Subject and Object.....	26
3.4	Research setting.....	26
3.5	Research Methods of Data Collection.....	26
3.5.1	Interview	27
3.5.2	Document Analysis	28
3.5.3	Questionnaire	29
3.6	Research Instrument of Data Collection.....	29
3.6.1	Interview Guide.....	30
3.6.2	Syllabus.....	32
3.6.3	Questionnaire	33
3.6.4	Blueprint.....	34
3.6.5	Rubric for Expert Judgement	35
3.7	Research Methods of Data Analysis.....	36
CHAPTER IV.....		39
3.8	Findings	39
3.8.1	Finding on Analysis Phase.....	39
3.8.2	Finding on Design Phase.....	62
3.8.3	Finding on Development Phase.....	71
3.8.4	Finding on Evaluation Phase.....	103
3.9	Discussion	109
3.10	Implication.....	115
CHAPTER V.....		117
4.1	Summary	117
4.2	Conclusion.....	119
4.3	Suggestion	120
4.3.1	For English teacher	120
4.3.2	For the Institution.....	120
4.3.3	For the Researcher.....	120
References.....		122
APPENDICES		129

LIST OF FIGURES

Figure 4.1 The Illustration of DND Method24



LIST OF CHARTS

Chart 4.1 Teacher's Experiences toward Learning Media Used	40
Chart 4.2 Teachers' Opinion toward the Implementation of Media	41
Chart 4.3 Types of Media Used	42
Chart 4.4 Teachers' Experience in Using Video.....	43
Chart 4.5 Criteria of a Good Video	44
Chart 4.6 Implementation of Ice Breaker.....	45
Chart 4.7 Frequency of Homework Given.....	46
Chart 4.8 Type of Homework commonly Given	47
Chart 4.9 Students' Experience toward the Ice Breaker Used.....	50
Chart 4.10 Students' Opinion toward the Main Activity	51
Chart 4.11 Students' Opportunity in Q&A.....	52
Chart 4.12 The Way Teacher Delivered the Homework.....	53
Chart 4.13 The Way Teacher End the Class	54
Chart 4.14 The Media Used	55
Chart 4.15 Media That Students Like	56
Chart 4.16 Students' Preferences toward The Video	57
Chart 4.17 Students' Preference in Watching the Video	106
Chart 4.18 Students' Response toward the Explanation in the Video	106
Chart 4.19 Students' Response toward the Voice in the Video	107
Chart 4.20 Students' Response toward the Picture Used.....	108
Chart 4.21 Students' Response toward the Animation Used.....	108

LIST OF TABLES

Table 3.1 Research Method and Instrument	27
Table 3.2 Theory of Teacher Interview Guide.....	31
Table 3.3 Theory of Students' Interview Guide.....	31
Table 3.4 Theory of Students' Questionnaire	33
Table 3.5 Theory of Expert Judgment Rubric.....	36
Table 3.6 The Qualification of the Media Criteria.....	37
Table 4.1 Topic Based on The Syllabus.....	59
Table 4.2 Simplified Topics.....	61
Table 4.3 Topics That Were Developed Into Video.....	62
Table 4.4 Learning Activities Based On the first topic.....	63
Table 4.5 Learning Activities Based on the PJBL Syntaxes.....	65
Table 4.6 Revision of the 1st Video Blueprint.....	67
Table 4.7 Revision of The 2nd Video Blueprint.....	69
Table 4.8 Recording the Video	73
Table 4.9 Editing Application Used.....	75
Table 4.10 Finding the Additional Attribute.....	77
Table 4.11 Creating Picture	78
Table 4.12 Creating Intro and Credit Title.....	78
Table 4.13 Combining the Raw Video.....	79
Table 4.14 Creating the Animation.....	80
Table 4.15 Combining Animation, Raw Video, and Background.....	82
Table 4.16 Adding Picture, Text, and Transition.....	84
Table 4.17 Adding Back sound.....	85
Table 4.18 Exporting the Video	86
Table 4.19 Revision of the 1st Video.....	87
Table 4.20 Revision of the 2nd Video	88
Table 4.21 Likert Scale Measurement	89
Table 4.22 Calculation Score by the Experts.....	90
Table 4.23 Category for the quality of the Prototype Video.....	91
Table 4.24 Calculation for the Quality of the Prototype Video.....	92
Table 4.25 Quality of the Prototype Video	93

Table 4.26 Final Prototype of the 1st Video	95
Table 4.27 Final Prototype of the 2nd Video	99
Table 4.28 Calculation Score by the Teacher	104



LIST OF APPENDICES

Appendix 1 Interview Guide for Teachers.....	130
Appendix 2 Interview guide for Teacher in the Google Form.....	131
Appendix 3 Result of Interview Guide for Teacher.....	133
Appendix 4 Interview Guide for Students.....	134
Appendix 5 Interview Guide for Students in the Google Form.....	135
Appendix 6 Result of Interview Guide for Students.....	137
Appendix 7 The Blueprint before revision of “Family” topic.....	138
Appendix 8 The Blueprint after revision of “Family” Topic.....	144
Appendix 9 The Blueprint before revision of “Animals” topic.....	152
Appendix 10 The Blueprint after revision of “Animals” topic.....	161
Appendix 11 Syllabus of the Fifth Grade Elementary School in Buleleng.....	170
Appendix 12 Expert Judgment Rubric for Educational Experts.....	176
Appendix 13 Expert Judgement Rubric for Family Video by 1st Expert.....	180
Appendix 14 Expert Judgement Rubric for Animal Video by 1st Expert.....	184
Appendix 15 Expert Judgement Rubric for Family Video by 2nd Expert.....	188
Appendix 16 Expert Judgement Rubric for Animal Video by 2nd Expert.....	192
Appendix 17 Expert Judgement Rubric for Family Video by 3rd Expert.....	196
Appendix 18 Expert Judgement Rubric for Animal Video by 3rd Expert.....	200
Appendix 19 Result of Teachers’ Judgement for Family Video.....	204
Appendix 20 Result of Teachers’ Judgement for Animal Video.....	208
Appendix 21 Students’ Questionnaire.....	212
Appendix 22 Students’ Questionnaire on Google Form.....	213
Appendix 23 Results of Students’ Questionnaire on Google Form.....	214
Appendix 24 The Documentation.....	216