

**DEVELOPING EDUCATIONAL VIDEO FOR
TEACHING ENGLISH AT 5TH GRADE ELEMENTARY
SCHOOL STUDENTS USING PROBLEM-BASED
LEARNING METHOD AT BULELENG REGENCY**



WRITTEN BY:

I GUSTI AYU DWI PRADNYANDARI PINATHI

NIM. 1712021143

**ENGLISH LANGUAGE EDUCATION
FOREIGN LANGUAGE DEPARTMENT
FACULTY OF LANGUAGE AND ART
GANESHA UNIVERSITY OF EDUCATION**

SINGARAJA

2021



**DEVELOPING EDUCATIONAL VIDEO FOR
TEACHING ENGLISH AT FIFTH GRADE
ELEMENTARY SCHOOL STUDENTS USING
PROBLEM-BASED LEARNING METHOD AT
BULELENG REGENCY**

A THESIS

**Had Been Purposed to Ganesha University of Education as One of
Requirements to Complete a Bachelor Degree in English Language
Education Program**

WRITTEN BY:

I GUSTI AYU DWI PRADNYANDARI PINATIH

1712021143

**ENGLISH LANGUAGE EDUCATION
FOREIGN LANGUAGE DEPARTMENT
FACULTY OF LANGUAGE AND ART
GANESHA UNIVERSITY OF EDUCATION
SINGARAJA**

2021

**DEVELOPING EDUCATIONAL VIDEO FOR
TEACHING ENGLISH AT FIFTH GRADE
ELEMENTARY SCHOOL STUDENTS USING
PROBLEM-BASED LEARNING METHOD AT
BULELENG REGENCY**

A THESIS

**Purposed to English Language Education Ganesha University of Education
as One of Requirements to Complete a Bachelor Degree**

APPROVED BY:


1st Advisor,



Prof. Dr. Putu Kerti Nitiasih, M.A

NIP. 196206261986032002

2nd Advisor,




Luh Gd Rahayu Budiarta, S.Pd., M.Pd.

NIP. 199309192018032001

Lembar Persetujuan Dosen Penguji Skripsi

Skripsi oleh I Gusti Ayu Dwi Pradnyandari Pinatih ini telah dipertahankan di depan dewan penguji pada tanggal 28 April 2021.

Dewan Penguji,



Dr. Dewa Putu Ramendra, S.Pd., M.Pd.

(Ketua)


NIP.197609022000031001



Made Hery Santosa S.Pd., M.Pd., Ph.D.

(Anggota)


NIP. 197910232003121001



Prof. Dr. Putu Kerti Nitiasih, M.A

(Anggota)

NIP. 196206261986032002



Luh Gd Rahayu Budiarta, S.Pd., M.Pd.

(Anggota)

NIP. 199309192018032001

Lembar Persetujuan dan Pengesahan Panitia Ujian

Diterima oleh Panitia Ujian Fakultas Bahasa dan Seni Universitas Pendidikan Ganesha

Guna memenuhi syarat-syarat untuk mencapai gelar sarjana pendidikan

Pada :


Hari : Selasa

Tanggal : 29 Juni 2021

Mengetahui,

Ketua Ujian,

Sekretaris Ujian,



Dr. Dewa Putu Ramendra, S.Pd., M.Pd.

Luh Diah Surya Adnyani, S.Pd., M.Pd.

NIP.197609022000031001

NIP. 198309232008122001

Mengesahkan,

Dekan Fakultas Bahasa dan Seni

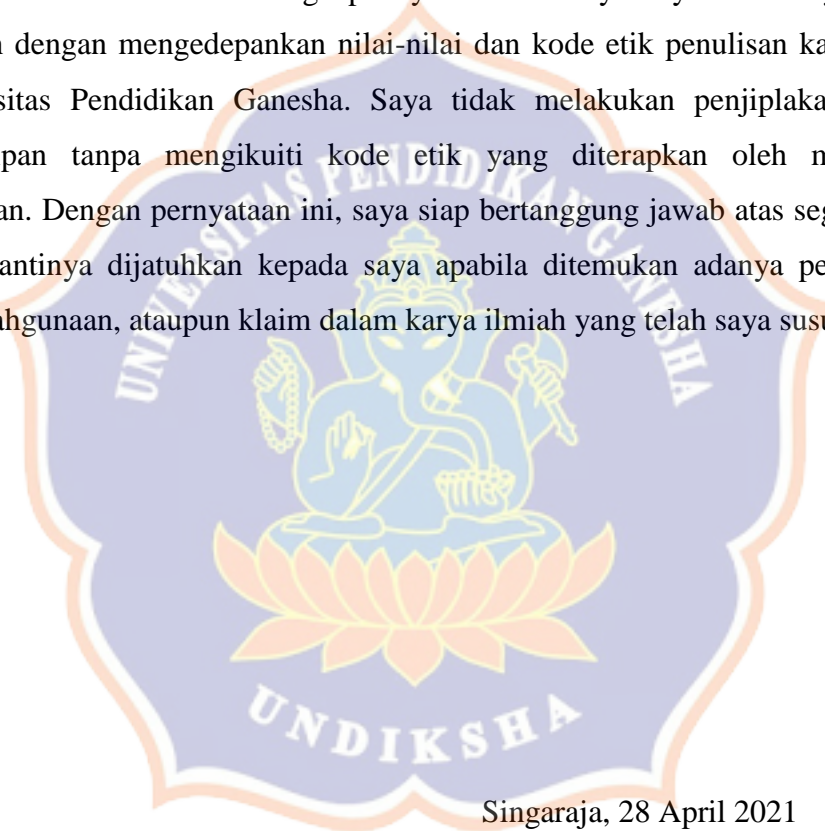


Prof. Dr. I Made Sutarna, M.Pd.

NIP. 196004241986310021

PERNYATAAN

Dengan ini saya menyatakan bahwa skripsi yang telah saya susun dengan judul “Developing Educational Video for Teaching English at 5th Grade Elementary School Students Using Problem-Based Learning Method Int Buleleng Regency” beserta seluruh isi dan kelengkapannya adalah karya saya sendiri yang telah disusun dengan mengedepankan nilai-nilai dan kode etik penulisan karya ilmiah Universitas Pendidikan Ganesha. Saya tidak melakukan penjiplakan ataupun pengutipan tanpa mengikuti kode etik yang diterapkan oleh masyarakat keilmuan. Dengan pernyataan ini, saya siap bertanggung jawab atas segala sanksi yang nantinya dijatuhkan kepada saya apabila ditemukan adanya pelanggaran, penyalahgunaan, ataupun klaim dalam karya ilmiah yang telah saya susun ini.



Singaraja, 28 April 2021

Yang membuat pernyataan



I Gusti Ayu Dwi Pradnyandari Pinatih

NIM 1712021143

ACKNOWLEDGEMENTS

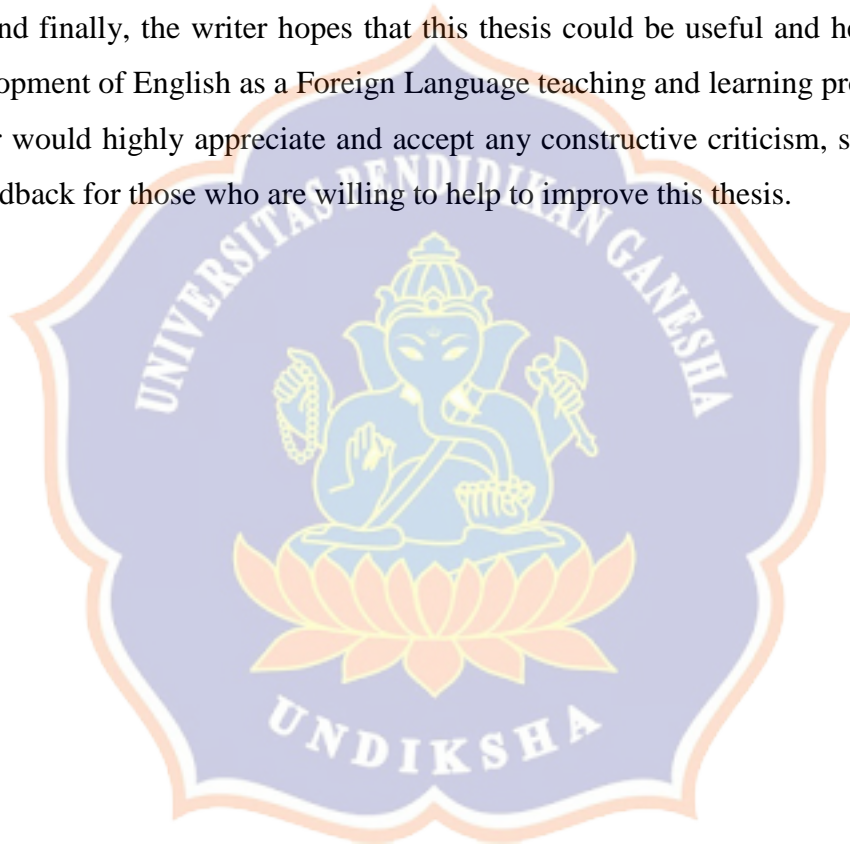
Through this writing, the writer would like to express the greatest gratitude to Ida Sang Hyang Widhi Wasa for every step that the writer had taken to complete the journey of writing this thesis under the title “Developing Educational Video for Teaching English at Fifth Grade Elementary School Students Using Problem-Based Learning Method in Buleleng Regency.”

Further, the writer would like to thank few names who had supported and offered countless of care, time, ideas, inspiration, patience, guidance, and feedback to complete the process of writing this thesis:

1. Prof. Dr. Putu Kerti Nitiasih, M.A as the first supervisor who had kindly given valuable guidance, inspiring ideas, advices, suggestion, feedback and motivations that help the researcher a lot in finishing this research paper.
2. Luh Gd. Rahayu Budiarta, S.Pd., M.Pd. as the second supervisor who always took many times to discuss the thing related to research and thesis. She had given valuable guidance, feedback, advice, and countless time in helping the writer a lot in finishing this research paper.
3. Ni Luh Putu Era Adnyayanti, S.Pd., M.Pd. as the assistant supervisor who always patient to provide feedback and comment in correcting mistakes that had been done in developing the products of this thesis.
4. All of English Language Education Lecturers who had supported and gave uncountable guidance and invaluable knowledge to the writer during the past four years in this department.
5. To myself, thank you for going through this phase. Thank you for completing this thesis properly and on time. The biggest thanks goes to you. Stay motivated and keep fighting.
6. The researchers’ parents and family who always gave leisure for writer to discuss together toward the process of product and thesis development. They are the biggest support system that kept the writer strong in these four years and in completing this thesis.

7. Dewa Gede Krishnadana as the writers' best partner in doing everything. He always introduced new insights and the one who always be relied on.
8. The writers' friends in college who had given so much experience for the writer during the educational process at ELE Undiksha; Delight classmates, PPL mates, KKN mates, Volunteer mates, Sidang Segera mates, Kapak Tujeng mates, trulala, and others.

And finally, the writer hopes that this thesis could be useful and help for the development of English as a Foreign Language teaching and learning process. The writer would highly appreciate and accept any constructive criticism, suggestion, or feedback for those who are willing to help to improve this thesis.



Singaraja, 28 April 2021



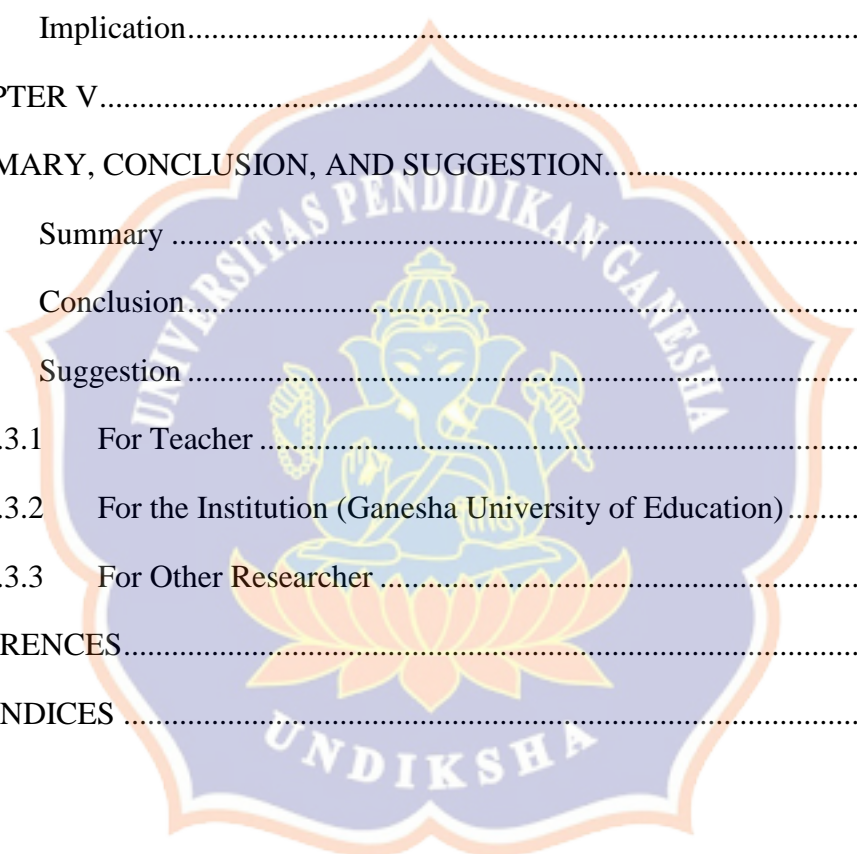
I Gusti Ayu Dwi Pradnyandari Pinatih

TABLE OF CONTENT

ACKNOWLEDGEMENTS	viii
ABSTRACT	x
CHAPTER I	1
INTRODUCTION	1
1.1 Research Background	1
1.2 Problem Identification	5
1.3 Limitation of Problem	6
1.4 Research Question	6
1.5 Research Objective	6
1.6 The Expected Specification of the Product	6
1.7 Research Significance	7
1.7.1 Theoretical Significance	7
1.7.2 Practical Significance	7
1.8 Assumption and the Limitation of the Development	8
1.9 Terminology Definition	8
1.9.1 Conceptual Definition	8
1.9.2 Operational Definition	9
CHAPTER II	11
REVIEW OF RELATED LITERATURE	11
2.1 Theoretical Review	11
2.1.1 Learning Media	11
2.1.2 Video	14
2.1.3 Young learner	15

2.1.4	Problem Based Learning	17
2.2	Empirical Review	19
CHAPTER III		24
RESEARCH METHOD.....		24
3.1	Research Design	24
3.2	Design and Development Procedure	24
3.2.1	Analyze	25
3.2.2	Design	25
3.2.3	Develop	26
3.2.4	Evaluation	26
3.3	Research Subject and Object.....	26
3.4	Research Setting	27
3.5	Research Method of data collection.....	27
3.5.1	Interview	28
3.5.2	Document Analysis	28
3.5.3	Questionnaire	29
3.6	Research Instrument of Data Collection.....	29
3.6.1	Interview Guide.....	29
3.6.2	Syllabus	31
3.6.3	Blueprint / Manuscript	32
3.6.4	Rubric for The Expert Judgment.....	32
3.6.5	Questionnaire	34
3.7	Research Method of Data Analysis	34
CHAPTER IV		37
FINDING AND DISCUSSION		37
4.1	Findings	37

4.1.1	Finding on Analysis Phase.....	37
4.1.2	Finding on Design Phase.....	56
4.1.3	Finding on Develop Phase	65
4.1.4	Finding on Evaluation Phase.....	93
4.2	Discussion	100
4.3	Implication.....	106
CHAPTER V.....		108
SUMMARY, CONCLUSION, AND SUGGESTION.....		108
5.1	Summary	108
5.2	Conclusion.....	110
5.3	Suggestion	111
5.3.1	For Teacher	111
5.3.2	For the Institution (Ganesha University of Education).....	111
5.3.3	For Other Researcher	112
REFERENCES.....		113
APPENDICES		117



LIST OF FIGURES

Figure 3.1 Design and Development Phase (Richey & Klein, 2007, p. 5)	24
Figure 4.1 The Process of Video Recording	66
Figure 4.2 The Process of Finding the Additional Attribute.....	69
Figure 4.3 The Process of Creating Picture	71
Figure 4.4 The Process of Creating Intro and Credit Title.....	72
Figure 4.5 The Process of Combining the Raw Video.....	73
Figure 4.6 The Process of Creating the Animation.....	74
Figure 4.7 The Process of Combining Animation, Raw Video, and Background	75
Figure 4.8 The Process of Adding Picture, Text, and Transition.....	76
Figure 4.9 The Process of Adding Back sound.....	76
Figure 4.10 The Process of Exporting the Video.....	77
Figure 4.11 The Process of the 1 st Video Revision.....	78
Figure 4.12 The Process of the 2 nd Video Revision.....	79
Figure 4.13 The Final Prototype of the 1 st Video	85
Figure 4.14 The Final Prototype of the 2 nd Video.....	89

LIST OF CHARTS

Chart 4.1 Teacher’s Experiences toward Learning Media Used.....	38
Chart 4.2 Teachers’ Opinion toward the Implementation of Media	39
Chart 4.3 Types of Media Used	39
Chart 4.4 Teachers’ Experience in Using Video.....	40
Chart 4.5 Criteria of a Good Video.....	41
Chart 4.6 Implementation of Ice Breaker.....	42
Chart 4.7 Frequency of Homework Given.....	42
Chart 4.8 Type of Homework commonly Given	43
Chart 4.9 Students’ Experience toward the Ice Breaker Used.....	45
Chart 4.10 Students’ Opinion toward the Main Activity	46
Chart 4.11 Students’ Opportunity in Q&A	47
Chart 4.12 The Way Teacher Delivered the Homework.....	47
Chart 4.13 The Way Teacher End the Class	48
Chart 4.14 The Media Used	49
Chart 4.15 Media That Students Like	49
Chart 4.16 Students’ Preferences toward The Video	50
Chart 4.17 Students’ Preference in Watching the Video	95
Chart 4.18 Students’ Response toward the Explanation in the Video	96
Chart 4.19 Students’ Response toward the Voice in the Video	97
Chart 4.20 Students’ Response toward the Picture Used.....	97
Chart 4.21 Students’ Response toward the Animation Used	99

LIST OF TABLES

Table 3.1 Research Method and Instrument	27
Table 3.2 Theory of Teacher Interview Guide.....	30
Table 3.3 Theory of Students' Interview Guide.....	31
Table 3.4 Theory of Expert Judgment Rubric.....	33
Table 3.5 Theory of Students' Questionnaire	34
Table 3.6 The Qualification of the Media Criteria.....	35
Table 4.1 Topic Based on the Syllabus.....	52
Table 4.2 The Simplified Topics.....	54
Table 4.3 The Selected Topics	56
Table 4.4 The Learning Activities Based on the Syllabus	57
Table 4.5 The Learning Activities Based on the PBL Syntaxes	58
Table 4.6 Revision of the 1 st Video Blueprint	60
Table 4.7 Revision of the 2 nd Video Blueprint.....	63
Table 4.8 The Editing Application Used.....	68
Table 4.9 Likert Scale Measurement	81
Table 4.10 The Calculation Score by the Experts.....	81
Table 4.11 Category for the quality of the Prototype Video.....	82
Table 4.12 Calculation for the Quality of the Prototype Video	83
Table 4.13 Quality of the Prototype Video	84
Table 4.14 Calculation Score by the Teacher	94

LIST OF APPENDICES

Appendix 1 Interview Guide for Teachers.....	118
Appendix 2 Interview guide for Teacher in the Google Form.....	119
Appendix 3 Result of Interview Guide for Teacher.....	121
Appendix 4 Interview Guide for Students	122
Appendix 5 Interview Guide for Students in the Google Form	123
Appendix 6 Result of Interview Guide for Students.....	125
Appendix 7 The Blueprint Before Revision of “Part of Human Body” Topic	126
Appendix 8 The Blueprint After Revision of “Part of Human Body” Topic.....	131
Appendix 9 The Blueprint Before Revision of “House” Topic	136
Appendix 10 The Blueprint After Revision of “House” Topic.....	142
Appendix 11 Syllabus of the Fifth Grade Elementary School in Buleleng	148
Appendix 12 Expert Judgment Rubric for Educational Experts	154
Appendix 13 Expert Judgment Rubric for Part of Human Body Video by 1 st Expert	158
Appendix 14 Expert Judgment Rubric for House Video by 1 st Expert.....	162
Appendix 15 Expert Judgment Rubric for Part of Human Body Video by 2 nd Expert ...	166
Appendix 16 Expert Judgment Rubric for House Video by 2 nd Expert	170
Appendix 17 Expert Judgment Rubric for Part of Human Body Video by 3 rd Expert....	174
Appendix 18 Expert Judgment Rubric for House Video by 3 rd Expert.....	178
Appendix 19 Result of Teachers’ Judgment for Part of Human Body Video.....	182
Appendix 20 Result of Teachers’ Judgment for House Video	186
Appendix 21 Students’ Questionnaire	190
Appendix 22 Students’ Questionnaire on Google Form	191
Appendix 23 Results of Students’ Questionnaire	192
Appendix 24 The Documentation.....	194