

**DEVELOPING INSTRUCTIONAL VIDEOS FOR
TEACHING WRITING ONLINE IN SMP PELANGI
DHARMA NUSANTARA**

THESIS



**ENGLISH LANGUAGE EDUCATION
POSTGRADUATE PROGRAM
GANESHA UNIVERSITY OF EDUCATION
SINGARAJA
2021**



**DEVELOPING INSTRUCTIONAL VIDEOS FOR
TEACHING WRITING ONLINE IN SMP PELANGI
DHARMA NUSANTARA**

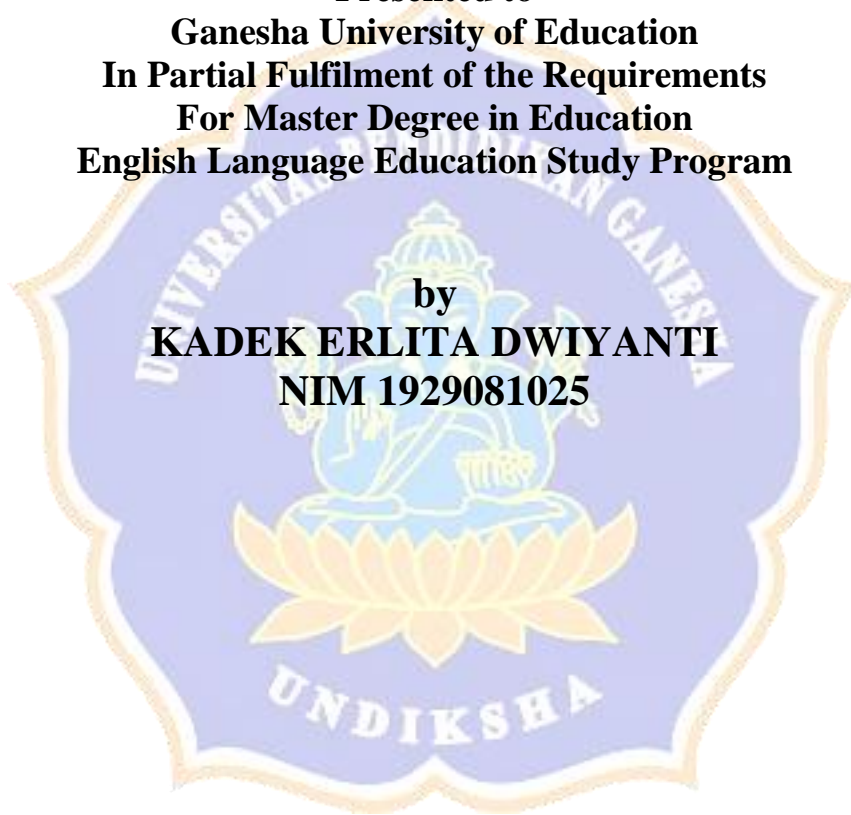
THESIS

Presented to

**Ganesha University of Education
In Partial Fulfilment of the Requirements
For Master Degree in Education
English Language Education Study Program**

by

**KADEK ERLITA DWIYANTI
NIM 1929081025**



**ENGLISH LANGUAGE EDUCATION
POSTGRADUATE PROGRAM
GANESHA UNIVERSITY OF EDUCATION
JUNE
2021**

This thesis by Kadek Erlita Dwiyanti, has been revised and approved for Thesis Examinations

Singaraja, 23rd of June, 2021

Supervisor I,



Prof. Dra. Luh Putu Artini, M.A., Ph.D.

NIP 19640714 198810 2 001

Supervisor II,



Dr. Putu Suarcaya, S.Pd., M.Sc.

NIP 19731003 200012 1 001



This thesis by Kadek Erlita Dwiyanti has been successfully defended in front of the Board of Examiners and accepted as partial fulfillment of the requirements for the degree of Master of Education in English Education, Postgraduate Study Program, Ganesha University of Education.

Singaraja, 25th of June, 2021

Supervisor I,



Prof. Dra. Luh Putu Artini, M.A., Ph.D.


NIP 19640714 198810 2 001

Supervisor II,



Dr. Putu Suarcaya, S.Pd., M.Sc.

NIP 19731003 200012 1 001



Master Thesis in Education: Language Education Study Program
Approved on: 25th of June, 2021

by Board of Examiners



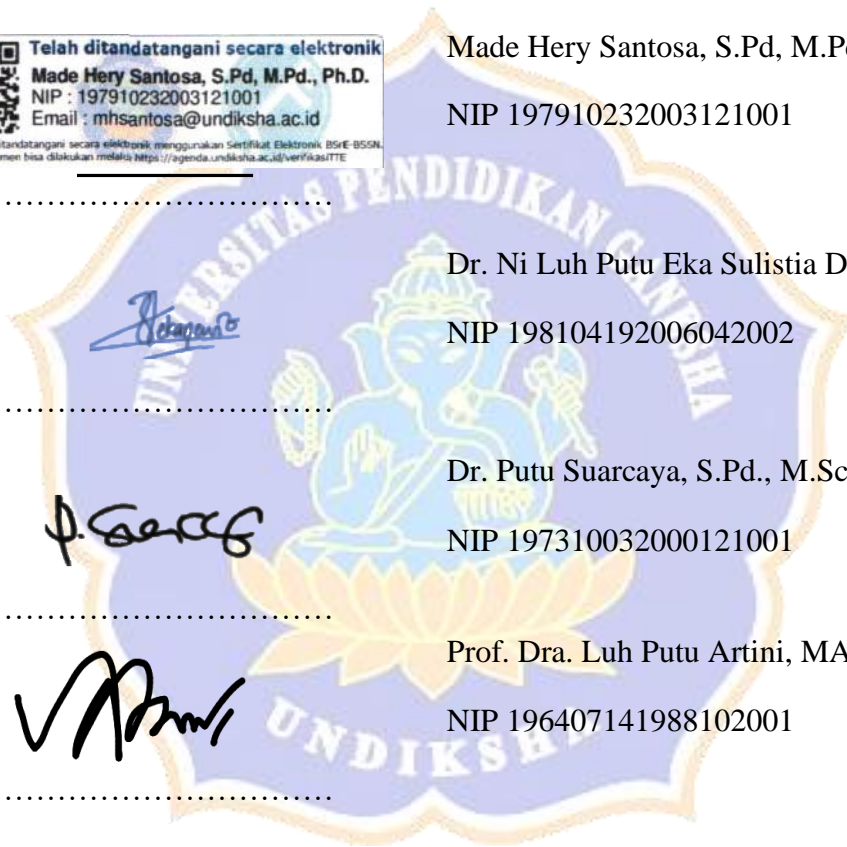
Prof. Dr. Ni Nyoman Padmadewi, M.A.

NIP 196202021988032001



Made Hery Santosa, S.Pd, M.Pd., Ph.D.

NIP 197910232003121001



Dr. Ni Luh Putu Eka Sulistia Dewi, S.Pd., M.Pd.

NIP 198104192006042002



Dr. Putu Suarcaya, S.Pd., M.Sc.

NIP 197310032000121001



Prof. Dra. Luh Putu Artini, MA., Ph.D.

NIP 196407141988102001

Acknowledged by



Director of Post-Graduate Program

Universitas Pendidikan Ganesha

Gusti Putu Suharta, M.Si.

NIP. 196212151988031002

STATEMENT LETTER

I hereby honestly state that this Post Graduate Thesis in Education entitled “Developing Instructional Videos for Teaching Writing Online in SMP Pelangi Dharma Nusantara” that is written as partial requirement for the degree of Master in Education is my own work. All the information contained in this thesis which is derived from the work of others had been given an award by citing the name of the source authors correctly according to the academic norms, rules, and ethics.

If it is discovered in the future that a portion or the whole thesis is not my original work or there is a case of plagiarism, I willingly accept the consequence of my academic title withdrawal and other sanctions as postulated by Indonesian National Law.

Singaraja, 25th of June, 2021
Statement by



Kadek Erlita Dwiyantri

ACKNOWLEDGEMENTS

The writer would like to express her highest gratitude to the almighty God, Ida Sang Hyang Widhi Wasa, for the blessing, the opportunity, the courage, and ability to accomplish this thesis entitled “*Developing Instructional Videos for Teaching Writing Online in SMP Pelangi Dharma Nusantara*”.

During the accomplishment of this thesis, the writer is given so many supports, advices, guidance, and suggestions thesis. Therefore, the writer would like to express her deepest gratitude to:

1. Prof. Dr. I Gusti Putu Suharta, M.Si., the postgraduate director of Ganesha University of Education.
2. Prof.Dr. Ni Nyoman Padmadewi, M.A., the coordinator of English Education Study Program.
3. Prof. Dra. Luh Putu Artini, M.A., Ph.D., the first supervisor, who had given great guidance, ideas, suggestions, as well as corrections to the thesis
4. Dr. Putu Suarcaya, S.Pd., M.Sc., the second supervisor, who had been so patient in giving suggestions and advices during the supervision period
5. My examiners who had given the valuable suggestions to this research
6. All the lecturers of the English Language Education study program on postgraduate program of Ganesha University of Education, who had supported and given knowledge to the writer during the past two years
7. Ni Putu Ines Marylena Candra Manik, S.Pd., and I Putu Yogi Pratama, S.Pd. as the English teacher at SMP Pelangi Dharma Nusantara for the help in collecting the data at the school.
8. The students in grade VIII academic year 2020/2021 at SMP Pelangi Dharma Nusantara for always being cooperative and helpful
9. I Wayan Nova Kusadi as the video editor who had helped the writer to accomplish the product of this thesis.
10. I Wayan Endra Setiawan Suastika, I Gede Adiyana Putra, I Putu Chandra Guna Krisna, Putu Linda Trisna Dewi, and Putu Dika Pratiwi as the voice actors for the video animation.
11. Further, the writer is grateful to her parents, older and younger brother, sister-in-law and nieces who gave her support, encouragement, and motivation. Without them, this writing would never come to its end.
12. Memery friends for the wonderful friendship.
13. All my friends in 4B Class who gave the writer amazing moment during my study

Finally, the writer realizes that this research still has many weaknesses. Accordingly, the critics and suggestions are needed to improve this research.

Denpasar,

The Writer

TABLE OF CONTENTS

ACKNOWLEDGEMENTS	i
ABSTRACT	ii
ABSTRAK	iii
TABLE OF CONTENTS	iv
LIST OF TABLES	vii
LIST OF FIGURES	viii
LIST OF APPENDICES	x
CHAPTER I INTRODUCTION	1
1.1. Research Background	1
1.2. Problem Identification	4
1.3. The Limitation of the Problem	5
1.4. Research Questions	5
1.5. Research Objectives	5
1.6. The Expected Specification of the Product	6
1.7. The Urgency of the Study	6
1.8. Assumption and the Limitation of the Development	6
1.9. Definition of Key Terms	7
1.9.1. Conceptual Definition	7
1.9.2. Operational Definition	8
CHAPTER II REVIEW OF RELATED LITERATURE	9
2.1. Theoretical Review	9
2.1.1. Online learning	9
2.1.2. Instructional Video as Learning Material	12
2.1.3. Writing skill	17
2.1.4. Teaching Writing	19
2.1.5. Teaching Writing for Junior High School Students	22
2.2. Empirical review	23
CHAPTER III RESEARCH METHOD	29
3.1. Research Development Model	29
3.1.1. Analyze	30

3.1.2	Design	31
3.1.3	Develop	31
3.1.4	Implement	32
3.1.5	Evaluation	32
3.2	Research Procedure	33
3.2.1	Analyze	33
3.2.2	Design	34
3.2.3	Develop	35
3.2.4	Evaluate.....	35
3.2.5	Revise.....	35
3.2.6	Implementation	36
3.2.7	Evaluation	36
3.3	Subject of the Study	36
3.4	Data Collection Method and Instruments.....	37
3.4.1	Data Collection Method	37
3.4.2	Data Collection Instrument	39
3.5	Data Analysis Method	53
3.5.1	Interactive Model Data analysis by Miles, Huberman, and Saldaña (2014)	53
3.5.2	Criterion Referenced Evaluation (<i>Penilaian Acuan Patokan</i>) formula (Candiasa, 2010)	54
CHAPTER IV FINDINGS AND DISCUSSION		59
4.1	Findings	59
4.1.1	The procedures done to develop online teaching materials	59
4.1.2	The quality of the online learning materials	138
4.2	Discussion	140
CHAPTER V.....		151
5.1	Summary	151
5.2	Conclusion.....	153
5.3	Suggestions.....	154
5.3.1	For English Teacher.....	154

REFERENCES 155
APENDICES 161



LIST OF TABLES

Table 3. 1 The Level of Content Validity	40
Table 3. 2 The Blueprint of the Overall Scoring Rubric	42
Table 3. 3 Blueprint Scoring Rubric for Expert Judges and User Judges.....	46
Table 3. 4 Blueprint Scoring Rubric for Students.....	47
Table 3. 5 The Form of Syllabus Analysis.....	49
Table 3. 6 Data Collection Method and Instrument for Each Step	52
Table 3. 7 The Categories in Rating the Product (Candiasa, 2010).....	54
Table 3. 8 The Measurement and the Result to Categorize Score from Expert and User Judgment.....	55
Table 3. 9 The Final Result of the Formula in Analyzing the Quality of the Product Design.....	56
Table 3. 10 The Measurement and the Result to Categorize Score from Student Judgment	57
Table 3. 11 The Final Result of the Formula to Analyze the Quality of the Product Design	57
Table 4. 1 Blueprint of the Material for the Instructional video	81
Table 4. 2 Storylines of the Instructional videos	82
Table 4. 3 Voice Actors for Animated Characters.....	86
Table 4. 4 The Animated Characters.....	90
Table 4. 5 The Summary of The Revision for Invitation Card Video	116
Table 4. 6 The Summary of The Revision for Greeting Card Video.....	118
Table 4. 7 The Summary of The Revision for Descriptive Text About People Video	120
Table 4. 8 The Summary of The Revision for Descriptive Text About Animal and Things Video.....	121
Table 4. 9 The Summary of The Revision for Present Continuous Tense Video	124
Table 4. 10 The Summary of The Revision for the Video of Daily Routine Part 1	125
Table 4. 11 The Summary of The Revision for the Video of Daily Routine Part 2	127
Table 4. 12 The Summary of The Revision for Recount Text Video	129
Table 4. 13 The Summary of The Revision for Video of Short Message and Notice	130
Table 4. 14 The Average Score for Each Statement	138
Table 4. 15 The Summary of the Evaluation from Expert and User Judges.....	139

LIST OF FIGURES

Figure 3. 1 Addie Model (Tegeh, Jampel, & Pudjawan, 2014, p. 42)	30
Figure 3. 2 Interactive Model Data Analysis by Miles, Hubberman, and Saldaña (2014)	53
Figure 4. 3 Result of Students Questionnaire about the Students' Motivation to Study in Online Learning	63
Figure 4. 4 Result of Students Questionnaire about the Effect of the Learning Material on the Students' Learning Motivation	63
Figure 4. 5 Result of Students Questionnaire about the Effect of Learning Material that Interesting and Easy to Understand toward Students' Motivation to Learn ..	64
Figure 4. 6 Result of Students Questionnaire about the Effect of Learning Material that Was Not Interesting and Hard to Understand toward Students' Motivation to Learn	65
Figure 4. 7 Result of Students Questionnaire about Whether Students Got English in Elementary School	65
Figure 4. 8 Result of Students Questionnaire about Whether Students Had Got Lesson about Writing in English.....	66
Figure 4. 9 Result of Students Questionnaire about Students' Ability to Write in English	67
Figure 4. 10 Result of Students Questionnaire about Students' Experience of Learning Writing English in Online Learning	67
Figure 4. 11 Result of Students Questionnaire about the Form of Learning Material in Teaching English Writing Skills in Online Learning	68
Figure 4. 12 Result of Students Questionnaire about How Easy the Learning Material to be Understood.....	69
Figure 4. 13 Result of Students Questionnaire about Audio Learning Style	70
Figure 4. 14 Result of Students Questionnaire about Reading Learning Style.....	71
Figure 4. 15 Result of Students Questionnaire about Visual Learning Style	71
Figure 4. 16 Result of Students Questionnaire about Kinesthetic Learning Style	71
Figure 4. 17 Result of Students Questionnaire about Students' Preference toward Video form of Learning Material	73
Figure 4. 18 Result of Students Questionnaire about Students' Preference toward Audio form of Learning Material.....	73
Figure 4. 19 Result of Students Questionnaire about Students' Preference toward e-book form of Learning Material	73
Figure 4. 20 Result of Students Questionnaire about Students' Preference toward Learning Material in the Form of Pictures, Illustrations, Graphs, and Diagrams .	74
Figure 4. 21 The Process of Video Shooting	86
Figure 4. 22 Adobe Illustrator CC2021	87
Figure 4. 23 Bubble Text	88
Figure 4. 24 Page View of freepik.com.	88

Figure 4. 25 Several Images Used in the Video.....	89
Figure 4. 26 Adobe Character Animator 2020.....	89
Figure 4. 27 Page View of mixkit.co	91
Figure 4. 28 Bumper	92
Figure 4. 29 Transition.....	93
Figure 4. 30 Adobe Premiere Pro 2020.....	93
Figure 4. 31 Importing All Files to Adobe Premiere Pro 2020.....	94
Figure 4. 32 Video Timeline	94
Figure 4. 33 Inserting Ultra Key Effect	95
Figure 4. 34 Inserting Animation, Images, and Bubble Text.....	95
Figure 4. 35 Music Background.....	96
Figure 4. 36 Transition Setting	96
Figure 4. 37 Rendering Process	96
Figure 4. 38 Before-After Revision for Zoom Effect	114
Figure 4. 39 Before-After Revision for Font Size	115
Figure 4. 40 Before-After Revision for Screen-Narration Discrepancy	116
Figure 4. 41 Before-After Revision for Screen-Narration Discrepancy	117
Figure 4. 42 Before-After Revision for Adding Assignment Text	118
Figure 4. 43 Before-After Revision for Font Size	118
Figure 4. 44 Before-After Revision for Font Size	119
Figure 4. 45 Before-After Revision for Font Color	121
Figure 4. 46 Before-After Revision for Adding A Picture of Musical Notes	122
Figure 4. 47 Before-After Revision for Adding Border.....	123
Figure 4. 48 Before-After Revision for Omitting the Abbreviation	123
Figure 4. 49 Before-After Revision for Adding Question	124
Figure 4. 50 Before-After Revision for Changing the Background.....	125
Figure 4. 51 Before-After Revision for Font Size	126
Figure 4. 52 Before-After Revision for Grammar Mistake.....	127
Figure 4. 53 Before-After Revision for Adding Text Borders and Labels	128
Figure 4. 54 Before-After Revision for Font Size	129
Figure 4. 55 Before-After Revision for Font Size	130
Figure 4. 56 Online Learning via WhatsApp.....	131
Figure 4. 57 Online Learning via Google Classroom	132

LIST OF APPENDICES

- Appendix 1. Blueprint of the Student's Questionnaire
- Appendix 2 Content Validity for the Student Questionnaire (Need Analysis)
- Appendix 3 Result of the Content Validity for Scoring Rubric
- Appendix 4 The Result of Syllabus Checklist for Teacher
- Appendix 5. Storyboard
- Appendix 6. The Result of The First Expert Judgment for Invitation Card
- Appendix 7. The Result of The Second Expert Judgment for Invitation Card
- Appendix 8. The Result of The First Expert Judgment for Greeting Card
- Appendix 9. The Result of The Second Expert Judgment for Greeting Card
- Appendix 10. The Result of The First Expert Judgment for Descriptive Text About People
- Appendix 11. The Result of The Second Expert Judgment for Descriptive Text About People
- Appendix 12. The Result of The First Expert Judgment for Descriptive Text About Animals and Things
- Appendix 13. The Result of The Second Expert Judgment for Descriptive Text About Animals and Things
- Appendix 14. The Result of The First Expert Judgment or Present Continuous Tense
- Appendix 15. The Result of The Second Expert Judgment for Present Continuous Tense
- Appendix 16. The Result of The First Expert Judgment for Daily Routine Part 1
- Appendix 17. The Result of The Second Expert Judgment for Daily Routine Part 1
- Appendix 18. The Result of The First Expert Judgment for Daily Routine Part 2
- Appendix 19. The Result of The Second Expert Judgment for Daily Routine Part 2
- Appendix 20. The Result of The First Expert Judgment for Recount Text
- Appendix 21. The Result of The Second Expert Judgment for Recount Text
- Appendix 22. The Result of The First Expert Judgment for Short Message and Notice
- Appendix 23. The Result of The Second Expert Judgment for Short Message and Notice
- Appendix 24. The Result of The First User Judgment for Invitation Card
- Appendix 25. The Result of The Second User Judgment for Invitation Card
- Appendix 26. The Result of The First User Judgment for Greeting Card
- Appendix 27. The Result of The Second User Judgment for Greeting Card
- Appendix 28. The Result of The First User Judgment for Descriptive Text About People
- Appendix 29. The Result of The Second User Judgment for Descriptive Text about People
- Appendix 30. The Result of The First User Judgment for Descriptive Text about Animals and Things
- Appendix 31. The Result of The Second User Judgment for Descriptive Text about Animals and Things
- Appendix 32. The Result of The First User Judgment for Present Continuous Tense
- Appendix 33. The Result of The Second User Judgment for Present Continuous Tense
- Appendix 34. The Result of The First User Judgment for Present Daily Routine Part 1
- Appendix 35. The Result of The Second User Judgment for Present Daily Routine Part 1
- Appendix 36. The Result of The First User Judgment for Present Daily Routine Part 2

- Appendix 37. The Result of The Second User Judgment for Present Daily Routine Part 2
- Appendix 38. The Result of The First User Judgment for Recount Text
- Appendix 39. The Result of The Second User Judgment for Recount Text
- Appendix 40. The Result of The First User Judgment for Short Message and Notice
- Appendix 41. The Result of The Second User Judgment for Short Message and Notice

