

**DEVELOPING A TEACHING AND LEARNING  
MEDIA BASED POWTOON FOR AUTONOMOUS  
LEARNERS OF FIFTH GRADE STUDENTS**



By

**DESTI RAHMAWATI**

**NIM 1712021136**

**ENGLISH LANGUAGE EDUCATION  
FACULTY OF LANGUAGES AND ARTS  
GANESHA UNIVERSITY OF EDUCATION  
SINGARAJA**

**2021**

**SKRIPSI**

**DIAJUKAN UNTUK MELENGKAPI TUGAS  
DAN MEMENUHI SYARAT - SYARAT UNTUK  
MENCAPAI GELAR SARJANA PENDIDIKAN**



**Menyetujui**

Pembimbing I,

Pembimbing II,

Handwritten signature of G.A.P. Suprianti in black ink.

Handwritten signature of Luh Diah Surya Adnyani in black ink.

G.A.P. Suprianti, S.Pd., M.Pd.  
NIP. 199002142014042001


Luh Diah Surya Adnyani, S.Pd., M.Pd.  
NIP. 198309232008122001

**Lembar Persetujuan Dosen Penguji Skripsi**

Skripsi oleh Desti Rahmawati

Telah dipertahankan di depan dewan penguji  
pada tanggal, 28 Juni 2021

Dewan Penguji,




Dr. Dewa Putu Ramendra, S.Pd., M.Pd.  
NIP. 197609022000031001

(Ketua)


Ni Putu Astiti Pratiwi, S.Pd., M.Pd.  
NIP. 198808252015042002

(Anggota)




G.A.P. Suprianti, S.Pd., M.Pd.  
NIP. 199002242014042001

(Anggota)



Luh Diah Surya Adnyani, S.Pd., M.Pd.  
NIP. 198309232008122001

(Anggota)



## Lembar Persetujuan dan Pengesahan Panitia Ujian Skripsi

Diterima oleh Panitia Ujian Fakultas Bahasa dan Seni  
Universitas Pendidikan Ganesha  
Guna memenuhi syarat-syarat untuk mencapai gelar sarjana pendidikan


Pada:

Hari : Kamis

Tanggal : 22 Juli 2021


Mengetahui

Ketua Ujian,




Dr. Dewa Putu Ramendra, S.Pd., M.Pd.  
NIP. 197609022000031001

Sekretaris Ujian,



Luh Diah Surya Adnyani, S.Pd., M.Pd.  
NIP. 198309232008122001

Mengesahkan,  
Dekan Fakultas Bahasa dan Seni



Prof. Dr. I Made Sutarna, M.Pd  
NIP. 196004241986031002

## PERNYATAAN

Dengan ini saya menyatakan bahwa skripsi yang berjudul “Developing a Teaching and Learning Media Based Powtoon for Autonomous Learners of Fifth Grade Students” beserta seluruh isinya adalah benar-benar karya sendiri, dan saya tidak melakukan penjiplakan dan mengutip dengan cara-cara yang tidak sesuai dengan etika yang berlaku dalam masyarakat keilmuan. Atas pernyataan ini, saya siap menanggung risiko atau sanksi yang dijatuhkan kepada saya apabila dikemudian hari ditemukan adanya pelanggaran atau etika keilmuan dalam karya saya ini, atau ada klaim terhadap keaslian karya saya ini.

Singaraja, 28 Juni 2021

Yang membuat pernyataan



Desti Kahirawati  
NIM. 1712021136

## ACKNOWLEDGEMENTS

The writer would like to express her greatest gratitude to the Almighty God, Allah Subahanahu wa taala, for the blessing so that this research paper entitled “Developing a Teaching and Learning Media based PowToon for Autonomous Learner of Fifth Grade Students” could be accomplished in time. The writer also would like to thank to number of people who were offered invaluable assistance, support, time, patience, guidance and suggestion during the accomplishment of this research paper:

1. G.A.P. Suprianti, S.Pd, M.Pd as the first supervisor, who had kindly given valuable guidance, inspiring ideas, advices, as well as motivations that help the writer a lot in finishing this research paper.
2. Luh Diah Surya Adnyani, S.Pd,M.Pd. as the second supervisor for the beneficial feedbacks, valuable guidance, helpful advices, and countless time in helping the writer a lot in finishing this research paper.
3. Ni Putu Astiti Pratiwi, S.Pd, M.Pd. as the evaluator who give valuable suggestions, comments in the examination period.
4. Luh Gd Rahayu Budiarta,S.Pd.,M.Pd. as the IT expert of the media who give the advices and suggestions that help the writer during the development of the media.
5. All of English Language Education Lecturers who had supported and given uncountable guidance and invaluable knowledge to the writer during the past four years in English Language Education.
6. Putu Yogi Arshita Dewi S.Pd as the English teacher of SD Lab Undiksha who had given permission, information, hospitality, and kindness to the writer in the process of collecting data. The writer hopes that this research paper can be useful and beneficial for the development of English language teaching-learning process. The writer really appreciated any constructive criticism, suggestion, and feedbacks which are needed for the improvement of this research paper

7. Last but not least, I wanna thank me, I wanna thank me for believing in me, I wanna thank me for doing all this hard work, I wanna thank me for having no days off, I wanna thank me for never quitting, for just being me at all times.

Singaraja, 19 July 2021

Desti Rahmawati




## TABLE OF CONTENTS

<b>ACKNOWLEDGEMENTS</b> .....	<b>x</b>
<b>ABSTRACT</b> .....	<b>xii</b>
<b>TABLE OF CONTENTS</b> .....	<b>xiv</b>
<b>List of Figures</b> .....	<b>xvii</b>
<b>List of Chart</b> .....	<b>xix</b>
<b>List of Tables</b> .....	<b>xxi</b>
<b>List of Appendices</b> .....	<b>xxii</b>
<b>CHAPTER I INTRODUCTION</b>	
<b>1.1 Research background</b> .....	<b>1</b>
<b>1.2 Problem identification</b> .....	<b>6</b>
<b>1.3 Limitation of problem</b> .....	<b>7</b>
<b>1.4 Research Problem</b> .....	<b>7</b>
<b>1.5 Research Objectives</b> .....	<b>8</b>
<b>1.6 The Expected of the Product</b> .....	<b>8</b>
<b>1.7 Research Significance</b> .....	<b>8</b>
<b>CHAPTER II LITERATURE REVIEW</b>	
<b>2.1 Theoretical Review</b> .....	<b>11</b>
<b>2.1.1 Powtoon</b> .....	<b>11</b>
<b>2.1.2 ICT in the teaching and learning process</b> .....	<b>12</b>
<b>2.1.3 Teaching Media</b> .....	<b>13</b>
<b>2.1.4 Young learners</b> .....	<b>14</b>
<b>2.1.5 Autonomous Learning</b> .....	<b>15</b>
<b>2.2 Empirical Review</b> .....	<b>17</b>
<b>CHAPTER III RESEARCH METHOD</b>	
<b>3.1 Design and Development Model</b> .....	<b>24</b>



3.2 Design and Development Procedures.....	26
3.3 Research Subject.....	27
3.4 Research Object.....	28
3.5 The Setting of the Research .....	28
3.6 Method and Data Collection .....	28
3.6.1 Interview .....	28
3.6.2 Document Study .....	29
3.6.3 Questionnaire.....	30
3.7 Instrument of Data Collection.....	32
3.7.1 Interview Guide.....	32
3.7.2 Document Checklist .....	33
3.7.3 Questionnaire Sheet .....	34
3.7.4 Expert Judgment Rubric.....	35
3.8 Method of Data Analysis.....	35
 <b>CHAPTER IV FINDING AND DISCUSSION</b>	
4.1 Findings.....	37
4.1.1 The Development of the Media .....	37
4.1.1.1 Analysis.....	37
4.1.1.1.1 The Result of Teacher Interview .....	37
4.1.1.1.2 The Result of Syllabus Analysis .....	40
4.1.1.1.3 The Result of Students' Questionnaire .....	42
4.1.1.2 Design .....	50
4.1.1.2.1 Drafting.....	51
4.1.1.2.2 The Media Design .....	55
4.1.1.3 Develop .....	57
4.1.1.3.1 Tutorial in making the Powtoong Based-video.....	57
4.1.1.3.2 Expert Judgment Rubric Material (Before Revision).....	71
4.1.1.3.3 Revision of the Material .....	76

4.1.1.3.4 Expert Judgment Rubric Material (After Revision) .....	81
4.1.1.3.5 Expert Judgment Rubric Media (Before Revision).....	83
4.1.1.3.6 Revision of the Media .....	87
4.1.1.3.7 Expert Judgment Rubric Media (After Revision) .....	90
4.1.2 Evaluation .....	94
4.1.2.1.1 The Result of Students' Questionnaire .....	98
4.1.2.1.2 The Result of Teacher's Questionnaire.....	104
4.2 Discussion .....	108
4.3 Implication .....	115
 <b>CHAPTER V CONCLUSION AND SUGGESTION</b>	
5.1 Summary .....	109
5.2 Conclusion.....	110
5.3 Suggestion .....	112
 <b>REFERENCES</b> .....	 114
<b>APPENDICES</b> .....	117



## List of Figures

Figure 3.1 Illustration of ADDE Model .....	25
Figure 4.1 Blueprint of Media That Being Developed (1 <sup>st</sup> Topic) .....	51
Figure 4.2 Blueprint of Media That Being Developed (2 <sup>nd</sup> Topic) .....	52
Figure 4.3 Blueprint of Media That Being Developed (3 <sup>rd</sup> Topic) .....	53
Figure 4.4 Blueprint of Media That Being Developed (4 <sup>th</sup> Topic).....	54
Figure 4.5 The Illustration of Media Design (1 <sup>st</sup> Topic).....	55
Figure 4.6 The Illustration of Media Design (2 <sup>nd</sup> Topic).....	55
Figure 4.7 The Illustration of Media Design (3 <sup>rd</sup> Topic) .....	56
Figure 4.8 The Illustration of Media Design (4 <sup>th</sup> Topic) .....	56
Figure 4.9 Opening Browser.....	58
Figure 4.10 Powtoon Website .....	58
Figure 4.11 Direct link to Powtoon’s website.....	59
Figure 4.12 Powtoon Home Page.....	60
Figure 4.13 Log in Powtoon .....	60
Figure 4.14 Powtoon’s Home Page.....	61
Figure 4.15 The Option of the presentation .....	61
Figure 4.16 Slide Style .....	62
Figure 4.17 Blank Powtoon’s slide .....	62
Figure 4.18 Scene Button .....	63
Figure 4.19 Background Powtoon.....	64
Figure 4.20 Text Button .....	65
Figure 4.21 Character Button.....	65
Figure 4.22 Movement/ Characters’ Poses .....	65
Figure 4.23 Pros .....	66
Figure 4.24 Shapes .....	66
Figure 4.25 Time Adjustment.....	67
Figure 4.26 Play Button.....	68
Figure 4.27 Export Button .....	68

**Figure 4.28 First step upload in Youtube ..... 69**  
**Figure 4.29 Second step upload in Youtube ..... 70**  
**Figure 4.30 Third step upload in Youtube ..... 70**



## List of Charts

<b>Chart 4.1 Do you like to learn English.....</b>	<b>43</b>
<b>Chart 4.2 If “Yes”, give a reason! .....</b>	<b>43</b>
<b>Chart 4.3 If “No”, give the reason! .....</b>	<b>44</b>
<b>Chart 4.4 In learning English, do you prefer to study at home or at school? .....</b>	<b>44</b>
<b>Chat 4.5 Does each of your teacher meetings use virtual meetings? (zoom or google meet) .....</b>	<b>45</b>
<b>Chat 4.6 If often, do activities during virtual meetings make you more excited about learning English .....</b>	<b>46</b>
<b>Chart 4.7 Does your teacher often use media such as videos, images, or audio in online learning? .....</b>	<b>46</b>
<b>Chart 4.8 What kinds of learning do you want online? .....</b>	<b>47</b>
<b>Chart 4.9 Do you often use laptop/ cellphone?.....</b>	<b>48</b>
<b>Chart 4.10 What activities do you do when using your cellphone/ laptop? .....</b>	<b>48</b>
<b>Chat 4.11 Have you ever thought that you will use a laptop/ cellphone for studying? .....</b>	<b>49</b>
<b>Chart 4.12 Are you interested if there is learning material that is packaged with pictures/videos and can be opened via a laptop/cellphone .....</b>	<b>50</b>
<b>Chart 4.13 Do you feel happy and improve your English skills by using the Powtoon video?.....</b>	<b>99</b>
<b>Chart 4.14 Do you feel more excited when learning English using in the Powtoon? 99</b>	
<b>Chart 4.15 Do you think the Powtoon video is interesting?.....</b>	<b>100</b>
<b>Chart 4.16 Does the Powtoon video make you want to learn English again?.....</b>	<b>101</b>
<b>Chart 4.17 Using the Powtoon video make you discuss with friends?.....</b>	<b>101</b>
<b>Chart 4.18 Using the Powtoon videos make it easier for you to learn English .....</b>	<b>102</b>
<b>Chart 4.19 Does using the Powtoon make you more concentrate on learning English .....</b>	<b>102</b>

**Chart 4.20 Using Powtoon videos help you study independently at home? ..... 103**

**Chart 4.21 Do you able to answer every question given in the Powtoon video in a limited time? ..... 103**

**Chart 4.22 Using the Powtoon video able to make you dare to try and understand the material independently?..... 104**



## List of Tables

<b>Table 3.1 Method of Data Collection and Instrument.....</b>	<b>31</b>
<b>Table 3.2 Syllabus Third-grade in the First Semester .....</b>	<b>33</b>
<b>Table 3.3 The Categories in Rating Powtoon Based-video .....</b>	<b>36</b>
<b>Table 4.1 Document Checklist.....</b>	<b>41</b>
<b>Table 4.2 Formula Used in Rating Powtoon Based-video.....</b>	<b>72</b>
<b>Table 4.3 The Calculation in Rating The Material.....</b>	<b>75</b>
<b>Table 4.4 The Revision of Grammar in The First Topic .....</b>	<b>76</b>
<b>Table 4.5 The Revision of Grammar in The Second Topic .....</b>	<b>76</b>
<b>Table 4.6 The Revision of Grammar in The Third Topic.....</b>	<b>77</b>
<b>Table 4.7 The Revision of Grammar in The Fourth Topic.....</b>	<b>78</b>
<b>Table 4.8 The Revision of Punctuation.....</b>	<b>79</b>
<b>Table 4.9 Formula Used in Rating the Material .....</b>	<b>82</b>
<b>Table 4.10 The calculation in rating the material.....</b>	<b>83</b>
<b>Table 4.11 Formula Used in Rating the Material .....</b>	<b>84</b>
<b>Table 4.12 The Calculation in Rating The Material.....</b>	<b>87</b>
<b>Table 4.13 The revision of the consistency of adding instruction, font, and size of the image in the 1<sup>st</sup> topic.....</b>	<b>87</b>
<b>Table 4.14 The revision of the consistency of adding instruction, font, and size of the image in the 2<sup>nd</sup> topic.....</b>	<b>89</b>
<b>Table 4.15 revision of the consistency of adding instruction, font, and size of the image in the 3<sup>rd</sup> topic .....</b>	<b>89</b>
<b>Table 4.16 Formula Used in Rating the Material .....</b>	<b>91</b>
<b>Table 4.17 The Calculation in Rating The Material.....</b>	<b>91</b>
<b>Table 4.18 The Final Product of Powtoon Based-video .....</b>	<b>92</b>

## List of Appendices

<b>Appendix 1: First Interview Guide .....</b>	<b>118</b>
<b>Appendix 2: The transcript of Interview.....</b>	<b>119</b>
<b>Appendix 3: Summary of Autonomous Learners Theory .....</b>	<b>123</b>
<b>Appendix 4: Blueprint of Students' Questionnaire Before Implementation.....</b>	<b>124</b>
<b>Appendix 5: Questionnaire before using the media .....</b>	<b>125</b>
<b>Appendix 6: Blueprint of Rubric for the Material Aspect.....</b>	<b>128</b>
<b>Appendix 7: The Expert Judgment Material Rubric.....</b>	<b>129</b>
<b>Appendix 8: Expert Judgment Material Before Revision From The First Expert ( 1<sup>st</sup> Topic) .....</b>	<b>132</b>
<b>Appendix 9: Expert Judgment Material Before Revision From The First Expert ( 2<sup>nd</sup> Topic).....</b>	<b>136</b>
<b>Appendix 10: Expert Judgment Material Before Revision From The First Expert (3<sup>rd</sup> Topic).....</b>	<b>140</b>
<b>Appendix 11: Expert Judgment Material Before Revision From The First Expert (4<sup>th</sup> Topic) .....</b>	<b>144</b>
<b>Appendix 12: Expert Judgment Material Before Revision From The Second Expert (1<sup>st</sup> Topic).....</b>	<b>148</b>
<b>Appendix 13: Expert Judgment Material After Revision From The Second Expert (2<sup>nd</sup>Topic).....</b>	<b>152</b>
<b>Appendix 14: Expert Judgment Material After Revision From The Second Expert (3<sup>rd</sup> Topic) .....</b>	<b>156</b>
<b>Appendix 15: Expert Judgment Material After Revision From The Second Expert (4<sup>th</sup> Topic) .....</b>	<b>160</b>
<b>Appendix 16: Expert Judgment Material After Revision From The First Expert (1<sup>st</sup> Topic).....</b>	<b>164</b>
<b>Appendix 17: Expert Judgment Material After Revision From The First Expert (2<sup>nd</sup> Topic).....</b>	<b>167</b>
<b>Appendix 18: The Expert Judgment Material After Revision From The First Expert (3<sup>rd</sup> Topic) .....</b>	<b>170</b>
<b>Appendix 19: Expert Judgment Material After Revision From The First Expert (4<sup>th</sup> Topic) .....</b>	<b>173</b>



<b>Appendix 20: Expert Judgment Material After Revision From The Second Expert (1<sup>st</sup> Topic).....</b>	<b>176</b>
<b>Appendix 21: Expert Judgment Material After Revision From The Second Expert (2<sup>nd</sup> Topic).....</b>	<b>179</b>
<b>Appendix 22: Expert Judgment Material After Revision From The Second Expert (3<sup>rd</sup> Topic).....</b>	<b>182</b>
<b>Appendix 23: Expert Judgment Material After Revision From The Second Expert (4<sup>th</sup> Topic) .....</b>	<b>185</b>
<b>Appendix 24: Expert Judgment based Media.....</b>	<b>188</b>
<b>Appendix 25: Expert Judgment Media (Before Revision)(1<sup>st</sup> Topic) .....</b>	<b>191</b>
<b>Appendix 26: Expert Judgment Media (Before Revision) (2<sup>nd</sup> topic).....</b>	<b>195</b>
<b>Appendix 27: Expert Judgment Media (Before Revision) (3<sup>rd</sup> topic).....</b>	<b>198</b>
<b>Appendix 28: Expert Judgment Media (Before Revision) (4<sup>th</sup> topic) .....</b>	<b>201</b>
<b>Appendix 29: Expert Judgment Media After Revision (1<sup>st</sup> Topic) .....</b>	<b>204</b>
<b>Appendix 30: Expert Judgment Media After Revision (2<sup>nd</sup> Topic) .....</b>	<b>207</b>
<b>Appendix 31: Expert Judgment Media After Revision (3<sup>rd</sup> Topic).....</b>	<b>210</b>
<b>Appendix 32: Expert Judgment Media After Revision (4<sup>th</sup> Topic).....</b>	<b>213</b>
<b>Appendix 33: Rencana Pelaksanaan Pembelajaran (RPP) .....</b>	<b>216</b>
<b>Appendix 34: The complete blueprint of Powtoon Based-video for fifth-grade.....</b>	<b>218</b>
<b>Appendix 35: The questionnaire after using the media .....</b>	<b>221</b>
<b>Appendix 36: The students' questionnaire for the need analysis.....</b>	<b>222</b>