

**DEVELOPING POWTOON ANIMATED VIDEO AS THE TEACHING AND
LEARNING MEDIA TO ENHANCE EFL KINDERGARTEN STUDENTS'
VOCABULARY MASTERY AT TK LAB UNDIKSHA (BASED ON AUTONOMOUS
LEARNING)**



By

Kadek Trisna Kusuma Dewi

NIM 1712021121

**ENGLISH LANGUAGE EDUCATION
FACULTY OF LANGUAGES AND ARTS
GANESHA UNIVERSITY OF EDUCATION
SINGARAJA**

2021

SKRIPSI

**DIAJUKAN UNTUK MELENGKAPI TUGAS DAN
MEMENUHI SYARAT – SYARAT UNTUK
MENCAPAI GELAR SARJANA PENDIDIKAN**



Menyetujui

Pembimbing I,

Luh Diah Surya Adnyani, S.Pd., M.Pd.
NIP. 198309232008122001

Pembimbing II,

G.A.P. Suprianti, S.Pd., M.Pd.
NIP. 199002242014042001

Lembar Persetujuan Dosen Penguji Skripsi

Skripsi oleh Kadek Trisna Kusuma Dewi
Telah dipertahankan di depan dewan penguji
Pada tanggal, 29 Juni 2021

Dewan Penguji,




Dr. Dewa Putu Ramendra, S.Pd., M.Pd.
NIP. 197609022000031001

(Ketua)



Luh Gd Rahayu Bawarta, S.Pd., M.Pd.
NIP. 199309192018032001

(Anggota)



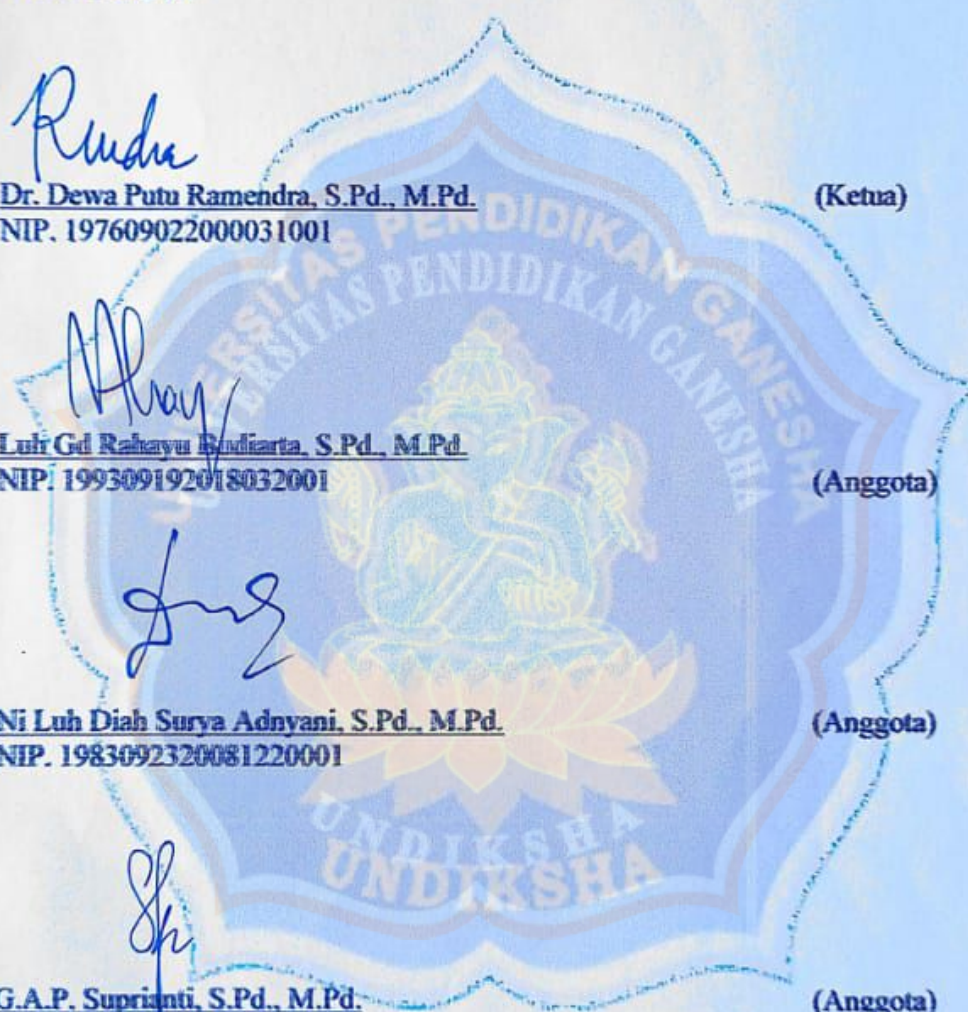
Ni Luh Diah Surya Adnyani, S.Pd., M.Pd.
NIP. 1983092320081220001

(Anggota)



G.A.P. Suprianti, S.Pd., M.Pd.
NIP. 199002242014042001

(Anggota)



Lembar Persetujuan dan Pengesahan Panitia Ujian Skripsi

Diterima oleh Panitia Ujian Fakultas Bahasa dan Seni
Universitas Pendidikan Ganesha
Guna memenuhi syarat-syarat untuk mencapai gelar sarjana pendidikan

Pada:

Hari : Kamis

Tanggal : 22 Juli 2021

Mengetahui

Ketua Ujian,



Dr. Dewa Putu Ramendra, S.Pd., M.Pd.
NIP. 197609022000031001

Sekretaris Ujian,



Luh Diah Surya Adnyani, S.Pd., M.Pd.
NIP. 198309232008122001

Mengesahkan,
Dekan Fakultas Bahasa dan Seni



Prof. Dr. I Made Sutarna, M.Pd
NIP. 196004241986031002

PERNYATAAN

Dengan ini saya menyatakan bahwa karya tulis yang berjudul "*Developing Powtoon Animated Vidio as The Teaching and Learning Media to Enhance EFL Kinderganrden Students' Vocabulary at TK Lab Undiksha (Based on Autonomous Learning)*" ini beserta isinya adalah benar-benar karya sendiri dan tidak melakukan penjiplakan dan mengutip dengan cara-cara yang tidak sesuai dengan etika yang berlaku dalam masyarakat keilmuan. Atas pernyataan ini, saya siap menanggung resiko atau sanksi yang dijatuhkan kepada saya apabila pada kemudian hari ditemukan adanya pelanggaran atas etika keilmuan dalam karya saya ini, atau klaim terhadap keaslian karya saya ini.

Singaraja, 29 Juni 2021

buat pernyataan,



METERAI
TEMPEL

3F0AJX233651823

Kadek Trisna Kusuma Dewi

NIM. 1712021121



ACKNOWLEDGEMENT

The writer would like to express her greatest gratitude to the Almighty God, Ida Sang Hyang Widhi Wasa, for the blessings so that this research paper entitled “Developing Powtoon Animated Video as the Teaching and Learning Media to Enhance EFL Kindergarten Students’ Vocabulary Mastery at TK Lab Undiksha (Based On Autonomous Learning)” could be accomplished in time.

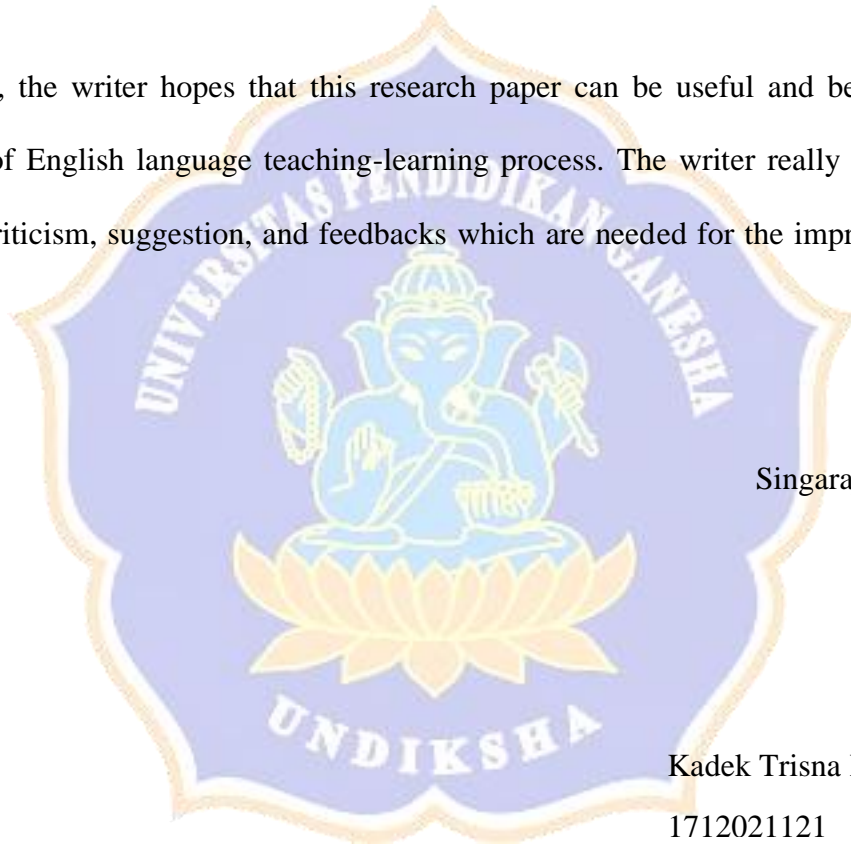
The writer also would like to thank to number of people who offered invaluable assistance, support, time, patience, guidance, and suggestion during the accomplishment of this research paper:

1. Luh Diah Surya Adnyani, S.Pd., M.Pd. as the first supervisor, who had kindly given valuable guidance, inspiring ideas, advises, as well as motivations that help the writer a lot in finishing this research paper.
2. G.A.P. Suprianti, S.Pd., M.Pd. as the second supervisor for the beneficial feedbacks, valuable guidance, helpful advises, and countless time in helping the writer a lot in finishing this research paper.
3. Luh Gd Rahayu Budiarta, S.Pd., M.Pd. as the evaluator who give valuable suggestions, comments in the examination period.
4. Ni Wayan Surya Mahayanti, S.Pd., M.Pd. as the IT expert of the media who give the advises and suggestions that help the writer during the development of the media.

5. All of English Language Education Lecturers who had supported and given uncountable guidance and invaluable knowledge to the writer during the past four years in English Language Education Department.

6. Made Intan Kusuma Dewi, S.Pd as the English teacher of TK LAB Undiksha Singaraja who had given permission, information, hospitality, and kindness to the writer in the process of collecting data.

Finally, the writer hopes that this research paper can be useful and beneficial for the development of English language teaching-learning process. The writer really appreciated any constructive criticism, suggestion, and feedbacks which are needed for the improvement of this research.



Singaraja, 29 Juni 2021

Kadek Trisna Kusuma Dewi

1712021121

TABLE OF CONTENTS

ACKNOWLEDGEMENTS.....	ii
ABSTRACT.....	iii
TABLE OF CONTENTS.....	v
List of Figures.....	ix
List of Chart	xi
List of Tables	xiii
List of Appendices.....	xiv
CHAPTER I INTRODUCTION	
1.1 Research Background	1
1.2 Problem Identification	7
1.3 Limitation of the Problem.....	8
1.4 Research Problem.....	8
1.5 Research Objectives.....	8
1.6 The Expected Product Specification.....	9
1.7 Research Significance.....	9
CHAPTER II LITERATURE REVIEW	
2.1 Theoretical Review	12
2.1.1 Media in Teaching and Learning Process	12
2.1.2 Intregation of ICT in Teaching and Learning Process.....	13
2.1.3 Powtoon.....	14

2.1.4 Kindergarten	15
2.1.5 Vocabulary.....	16
2.1.6 Autonomous Learner.....	17
2.2 Empirical Review.....	18

CHAPTER III RESEARCH METHOD

3.1 Design and Development Model.....	26
3.2 Design and Development Procedure.....	29
3.3 Research Subject	30
3.4 Research Object.....	30
3.5 Method of Data Collection.....	31
3.5.1 Interview	31
3.5.2 Document Study	32
3.5.3 Questionnaire	33
3.6 Instrument of Data Collection.....	34
3.6.1 Interview Guide.....	35
3.6.2 Document Checklist.....	36
3.6.3 Questionnaire Sheet.....	36
3.6.4 Expert Judgment Sheet	38
3.7 Method of Data Analysis	39

CHAPTER IV FINDING AND DISCUSSION

4.1 Findings.....	41
4.1.1 The Development of the Media.....	42
4.1.1.1 Analysis	42
4.1.1.1.1 Result of Students' Questionnaire	42
4.1.1.1.2 The Result of Teacher's Interview	53
4.1.1.1.3 The Result of Syllabus Analysis	56
4.1.1.2 Design	58
4.1.1.2.1 Drafting	58
4.1.1.2.2 The Media Design.....	68
4.1.1.3 Develop	72
4.1.1.3.1 Tutorial of Making Powtoon Animation Based-video	72
4.1.1.3.2 Expert Judgment Rubric Material (Before Revision).....	88
4.1.1.3.3 Revision of Material	93
4.1.1.3.4 Expert Judgment Rubric Material (After Revision).....	98
4.1.1.3.5 Expert Judgment Rubric (Media Before Revision).....	100
4.1.1.3.6 Revision of the Media.....	104
4.1.1.3.7 Expert Judgment Rubric Media (After Revision).....	108
4.1.2 The Quality of the Media	114
4.1.2.1 The Brief Explanation about the Quality of the Product	114
4.1.2.1.1 The Lesson Plan When Tried Out the Product.....	115

4.1.2.2 Evaluation	116
4.1.2.2.1 The Result of Students' Questionnaire	117
4.1.2.2.2 The Result of Students' Questionnaire	126
4.2 Discussion.....	130
4.3 Implication.....	135

CHAPTER V CONCLUSION AND SUGGESTION

5.1 Summary	137
5.2 Conclusion.....	138
5.3 Suggestion	139
REFERENCES	141
APPENDICES	146



List of Figures

Figure 3.1 Illustration of ADDE Model.....	28
Figure 4.1 Blueprint of Supporting Material That Being Developed (1st Topic)	59
Figure 4.2 Blueprint of Supporting Material That Being Developed (2nd Topic)	60
Figure 4.3 Blueprint of Supporting Material That Being Developed (3rd Topic)	60
Figure 4.4 Blueprint of Supporting Material That Being Developed (4th Topic)	60
Figure 4.5 The Illustration of Media Design (1st Topic).....	69
Figure 4.6 The Illustration of Media Design (2nd Topic).....	70
Figure 4.7 The Illustration of Media Design (3rd Topic).....	71
Figure 4.8 The Illustration of Media Design (4th Topic).....	71
Figure 4.9 Opening the Browser.....	73
Figure 4.10 Accessing the Powtoon Web.....	74
Figure 4.11 Powtoon Home Page.....	75
Figure 4.12 Powtoon Log in.....	75
Figure 4.13 Create Blank Powtoon.....	76
Figure 4.14 Menu to Create New Powtoon.....	76
Figure 4.15 Slide Styles of Powtoon.....	77
Figure 4.16 Blank Slide of Powtoon.....	77
Figure 4.17 Scenes in Powtoon.....	78

Figure 4.18 Adding Scenes in Powtoon.....	79
Figure 4.19 Adding Background.....	79
Figure 4.20 Add Characters in Powtoon.....	80
Figure 4.21 Changing the Character’s Movement in Powtoon.....	80
Figure 4.22 Adding Properties in Powtoon.....	81
Figure 4.23 Text Addition.....	82
Figure 4.24 Changing Text.....	82
Figure 4.25 Shape Button.....	83
Figure 4.26 Picture Button.....	83
Figure 4.27 Add the Back Sound and Voice Over.....	84
Figure 4.28 Setting the Duration.....	84
Figure 4.29 Play Button.....	85
Figure 4.30 Preview Button.....	85
Figure 4.31 Export Button.....	85
Figure 4.32 Export Option.....	86
Figure 4.33 Add the Youtube Account.....	86
Figure 4.34 Video Has Been Successfully Published.....	87

List of Charts

Chart 4.1 The Result of First Question (Before)	43
Chart 4.2 The Result of Second Question (Before)	43
Chart 4.3 The Result of Fourth Question (Before).....	44
Chart 4.4 The Result of Fifth Question (Before)	45
Chat 4.5 The Result of Sixth Question (Before).....	46
Chat 4.6 The Result of Seventh Question (Before).....	47
Chart 4.7 The Result of Eighth Question (Before)	48
Chart 4.8 The Result of Ninth Question (Before).....	49
Chart 4.9 The Result of Tenth Question (Before)	50
Chart 4.10 The Result of Eleventh Question (Before).....	51
Chat 4.11 The Result of Twelfth Question (Before)	52
Chart 4.12 The Result of First Question (After).....	117
Chart 4.13 The Result of Second Question (After).....	118
Chart 4.14 The Result of Third Question (After).....	119
Chart 4.15 The Result of Fourth Question (After).....	120
Chart 4.16 The Result of Fifth Question (After)	121
Chart 4.17 The Result of Sixth Question (After).....	121
Chart 4.18 The Result of Seventh Question (After)	122
Chart 4.19 The Result of Eighth Question (After)	123
Chart 4.20 The Result of Ninth Question (After)	124
Chart 4.21 The Result of Tenth Question (After).....	125

List of Tables

Table 3.1 Table Method of Data Collection and Instrument	33
Table 3.2 Syllabus Kindergarten in the Odd Semester	37
Table 3.3 The Categories in Rating Powtoon Video.....	39
Table 4.1 Result of Syllabus Analysis Checklist	57
Table 4.2 The Blueprint of All the Powtoon Animation Video	62
Table 4.3 Formula Used in Scoring the Material	89
Table 4.4 The Calculation in Rating the Material Before Revision.....	92
Table 4.5 The Revision of Grammar in 1st Topic	94
Table 4.6 The Revision of Punctuations in 1st Topic	94
Table 4.7 The Revision of Word Choice in the 2nd Topic	96
Table 4.8 The Revision of Punctuations in 3rd Topic	96
Table 4.9 The Revision of Grammar in 4th Topic.....	97
Table 4.11 Formula Used in Scoring the Material After Revision.....	99
Table 4.12 Formula Used in Scoring the Media Before Revision	101
Table 4.13 The Calculation in Media Ranking For Media Expert Judgment	104
Table 4.14 The Revision of Technique of Presentation in the 1st Topic	104
Table 4.15 The Revision of Technique of Presentation in the 2nd Topic	106
Table 4.16 The Revision of Technique of Presentation in the 3rd Topic.....	107
Table 4.17 Formula Used in Scoring the Media After Revision.....	108
Table 4.18 The Calculation in Media Ranking For Media Expert Judgment....	109
Table 4.19 The Final Prototype Product of Powtoon Animation Video.....	110

List of Appendices

Appendix 1: First Interview Guide Before Try Out The Product	153
Appendix 2: Transcript of First Teacher’s Interview	154
Appendix 3: Second Interview Guide After Try Out the Product.....	157
Appendix 4: Transcript of Second Teacher’s Interview.....	158
Appendix 5: Grand Theory of Questionnaire Before	161
Appendix 6: Blueprint of Students’ Questionnaire Before	162
Appendix 7: Students’ Questionnaire Before	163
Appendix 8: Result of Students’ Questionnaire Before	166
Appendix 9: Sample Result of Students’ Questionnaire Before	168
Appendix 10: The Expert Judgment Material Rubric	174
Appendix 11: Expert Judgment Material Before Revision from the First Expert (1st Topic).....	176
Appendix 12: Expert Judgment Material Before Revision from the First Expert (2nd Topic).....	179
Appendix 13: Expert Judgment Material Before Revision from the First Expert (3rd Topic).....	182
Appendix 14: Expert Judgment Material Before Revision from the First Expert (4th Topic)	188
Appendix 16: Expert Judgment Material Before Revision from the Second Expert (1st Topic).....	191
Appendix 17: Expert Judgment Material Before Revision from the Second Expert (2nd Topic).....	194

Appendix 18: Expert Judgment Material Before Revision from the Second Expert (3rd Topic)	197
Appendix 19: Expert Judgment Material Before Revision from the Second Expert (4th Topic)	200
Appendix 20: Expert Judgment Material After Revision from the First Expert (1st Topic).....	203
Appendix 21: Expert Judgment Material After Revision from the First Expert (2nd Topic).....	206
Appendix 22: Expert Judgment Material After Revision from the First Expert (3rd Topic).....	208
Appendix 23: Expert Judgment Material After Revision from the First Expert (4th Topic)	211
Appendix 24: Expert Judgement Material After Revision from the Second Expert (1st Topic).....	214
Appendix 25: Expert Judgment Material After Revision from the Second Expert (2nd Topic).....	217
Appendix 26: Expert Judgment Material After Revision from the Second Expert (3rd Topic).....	220
Appendix 27: Expert Judgment Material After Revision from the Second Expert (4th Topic)	223
Appendix 28: Blueprint of Expert Judgment Media Rubric.....	226
Appendix 29: Expert Judgment Media Rubric	228
Appendix 30: Expert Judgment Media Before Revision (1st Topic).....	232
Appendix 31: Expert Judgment Media Before Revision (2nd Topic).....	236
Appendix 32: Expert Judgment Media Before Revision (3rd Topic)	240

Appendix 33: Expert Judgment Media Before Revision (4th Topic)	244
Appendix 34: Expert Judgment Media After Revision (1st Topic)	247
Appendix 35: Expert Judgment Media After Revision (2nd Topic)	250
Appendix 36: Expert Judgment Media After Revision (3rd Topic)	253
Appendix 37: Expert Judgment Media After Revision (4th Topic).....	256
Appendix 38: Grand Theory of Students' Questionnaire After Trial the Media	259
Appendix 39: Blueprint of Students' Questionnaire Before Trial the Media....	261
Appendix 40: Result of Students' Questionnaire After Trial the Media	263
Appendix 41: Sample of Students' Questionnaire After Trial the Media.....	265
Appendix 42: Sample of Students' Questionnaire After Trial the Media.....	268
Appendix 43: The Documentation	270

